



US00D381395S

United States Patent [19] Fleischmann

[11] Patent Number: **Des. 381,395**
[45] Date of Patent: ****Jul. 22, 1997**

[54] **FAUCET**
[75] Inventor: **Klaus Fleischmann**, Krefeld, Germany
[73] Assignee: **Hansa Metallwerke AG**, Stuttgart, Germany
[**] Term: **14 Years**

D. 191,295 9/1961 Chapman D23/238
D. 324,723 3/1992 Chretien D23/238
D. 324,905 3/1992 Chretien D23/238
D. 355,955 2/1995 Chretien D23/238

Primary Examiner—Louis S. Zarfes
Assistant Examiner—E. Watterson
Attorney, Agent, or Firm—Lowe, Price, LeBlanc & Becker

[21] Appl. No.: **31,199**
[22] Filed: **Nov. 10, 1994**

[57] CLAIM

A new original design for a faucet, as shown and described.

[30] Foreign Application Priority Data

DESCRIPTION

May 10, 1994 [DE] Germany M 94 03 830.9

FIG. 1 is a side view, the opposite side being a mirror image thereof;
FIG. 2 is a front view thereof;
FIG. 3 is a rear view thereof;
FIG. 4 is a top view thereof;
FIG. 5 is a bottom view thereof; and
FIG. 6 is a perspective view thereof.

[51] **LOC (6) Cl.** **23-01**
[52] **U.S. Cl.** **D23/238**
[58] **Field of Search** D23/238-243,
D23/255-257; 4/675-678; 137/801

[56] References Cited

U.S. PATENT DOCUMENTS

D. 186,565 11/1959 Dreyfuss D23/238

1 Claim, 6 Drawing Sheets

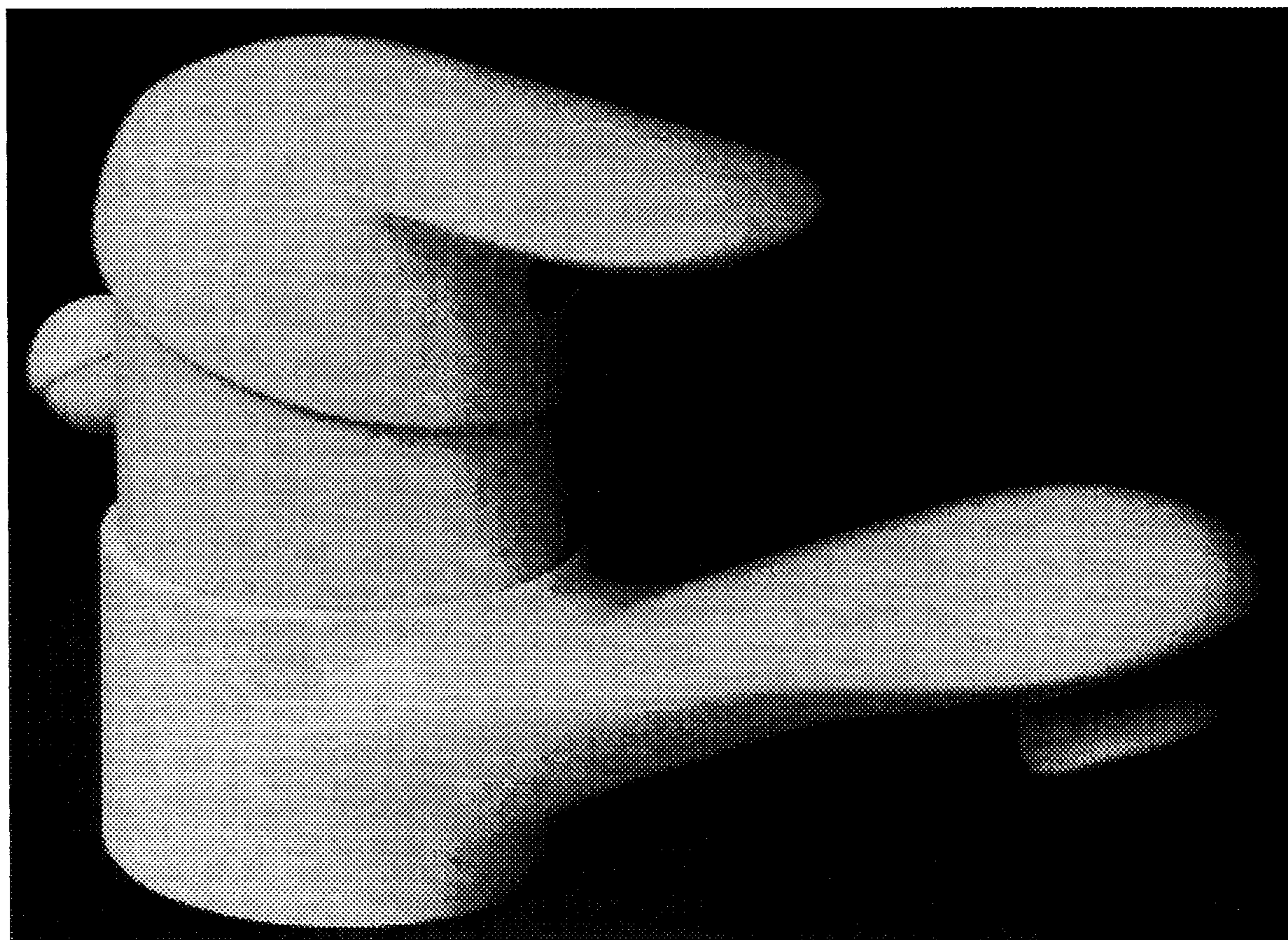


FIGURE 1




FIGURE 2




FIGURE 3

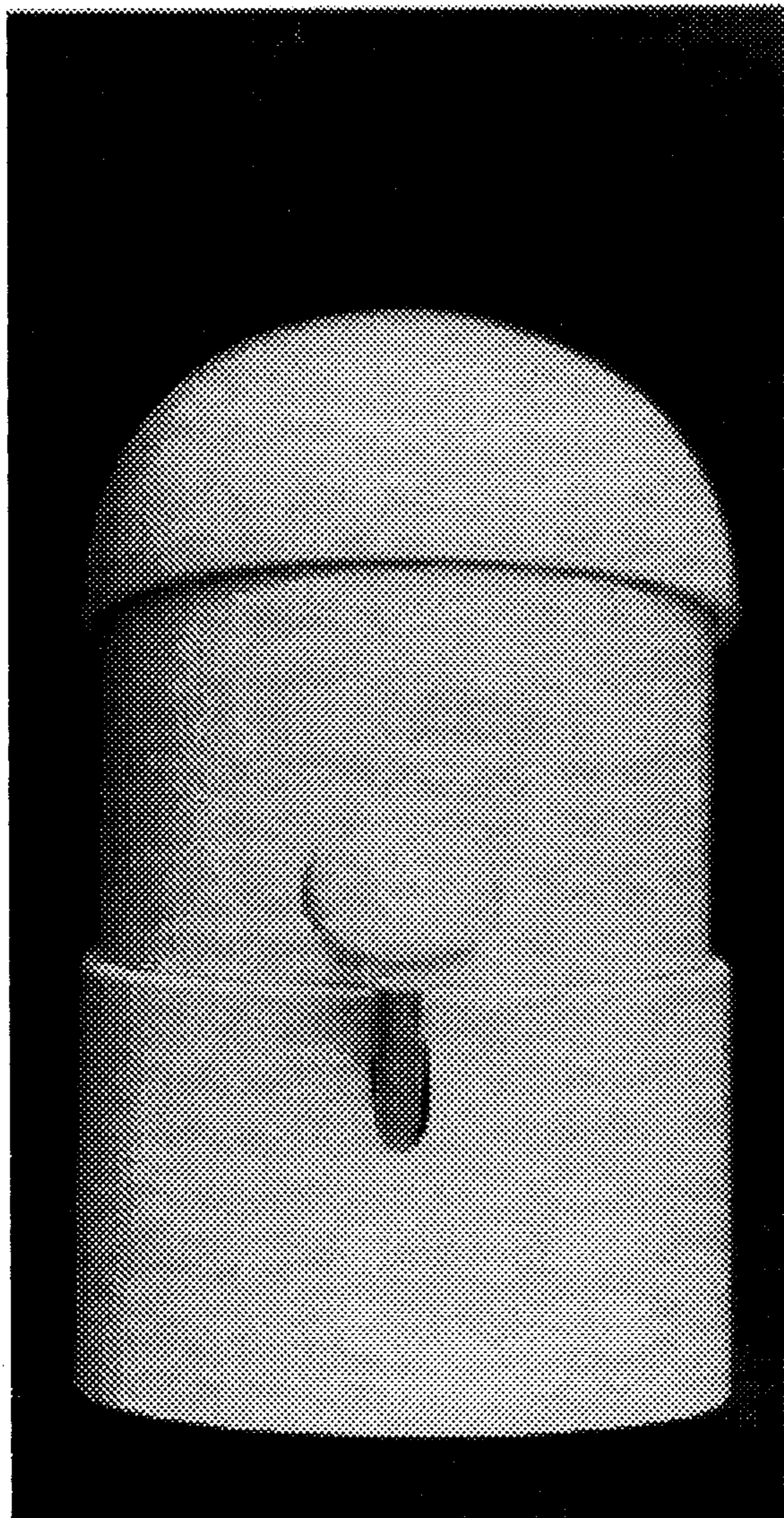


FIGURE 4

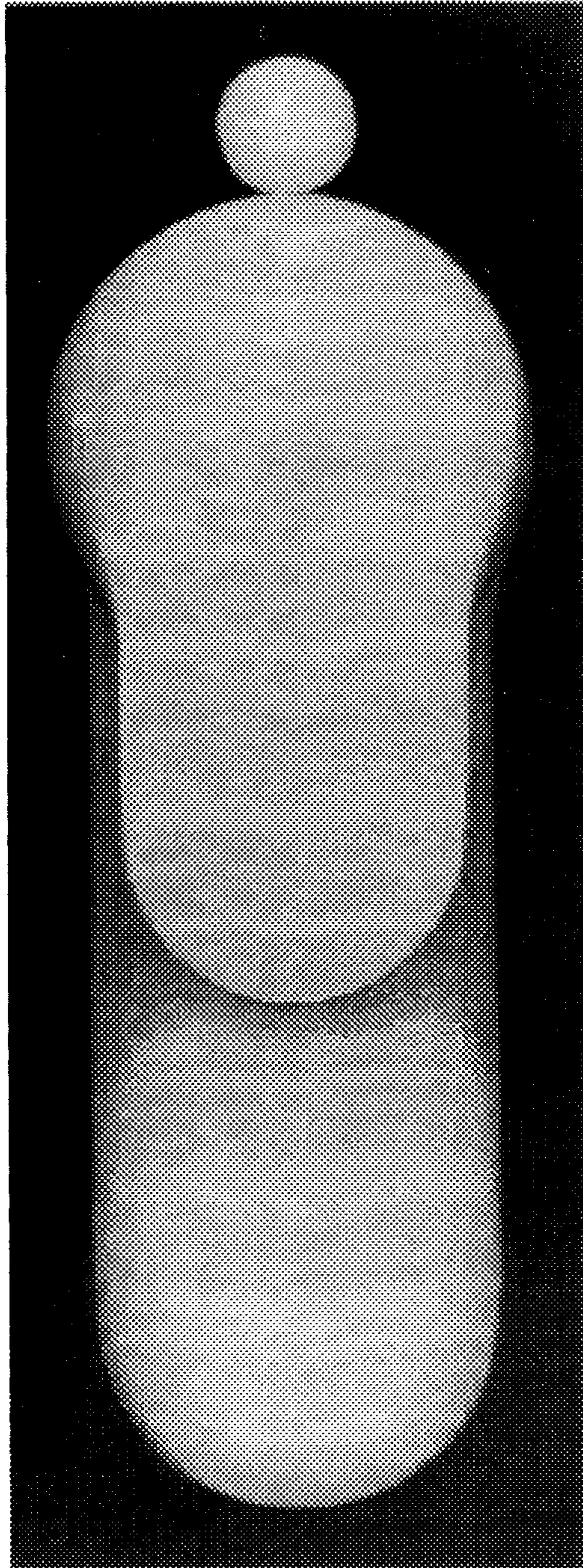


FIGURE 5

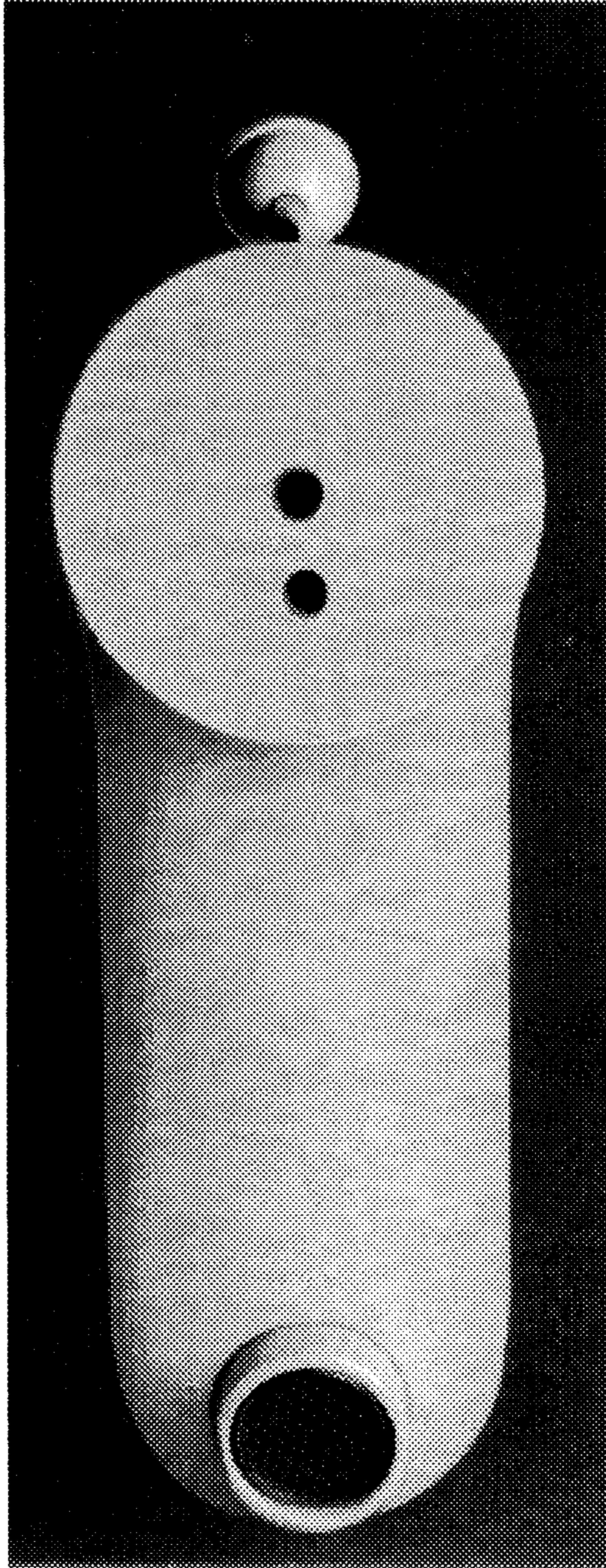


FIGURE 6

