



US00D381368S

United States Patent [19]
Logan

[11] **Patent Number: Des. 381,368**
[45] **Date of Patent: **Jul. 22, 1997**

[54] **BOX SET OF LABELS**

5,560,484 10/1996 Tomisawa et al. 206/387.1 X

[76] Inventor: **Derick R. Logan**, 8438 E. Chadwood
La., Apt. 1B, Indianapolis, Ind. 46268

[**] Term: **14 Years**

[21] Appl. No.: **51,198**

[22] Filed: **Mar. 5, 1996**

[51] **LOC (6) Cl. 19-08**

[52] **U.S. Cl. D20/27; D19/90**

[58] **Field of Search D20/27, 40, 22,
D20/19, 10; 40/641, 299, 630, 594, 640;
283/101, 102, 81; 206/555, 387.1, 449,
215; D9/432, 422**

[56] **References Cited**

U.S. PATENT DOCUMENTS

D. 275,654	9/1984	Yoshizawa	D9/432
D. 297,849	9/1988	Johnson	D19/90
D. 315,638	3/1991	Pennell	D19/90 X
D. 342,205	12/1993	Ritz	D9/432
1,658,085	2/1928	Hudson	206/555 X
4,214,662	7/1980	Jonas	206/555
5,318,825	6/1994	Naber	40/594 X

OTHER PUBLICATIONS

Note Dispenser, Item N, Miller's Office Products, p. 454.

Primary Examiner—Susan J. Lucas

Assistant Examiner—Jennifer A. Rogester

[57] **CLAIM**

The ornamental design for a box set of labels, as shown and described.

DESCRIPTION

FIG. 1 is a front elevational view of the box set of labels showing my new design;
FIG. 2 is a rear elevational view thereof with container top removed;
FIG. 3 is a right view thereof;
FIG. 4 is a left view thereof;
FIG. 5 is a top plan view thereof;
FIG. 6 is a bottom plan view thereof; and,
FIG. 7 is an isometric view thereof illustrating the various components of the system, namely, the top, one label, and the container with a plurality of labels therein.

1 Claim, 3 Drawing Sheets

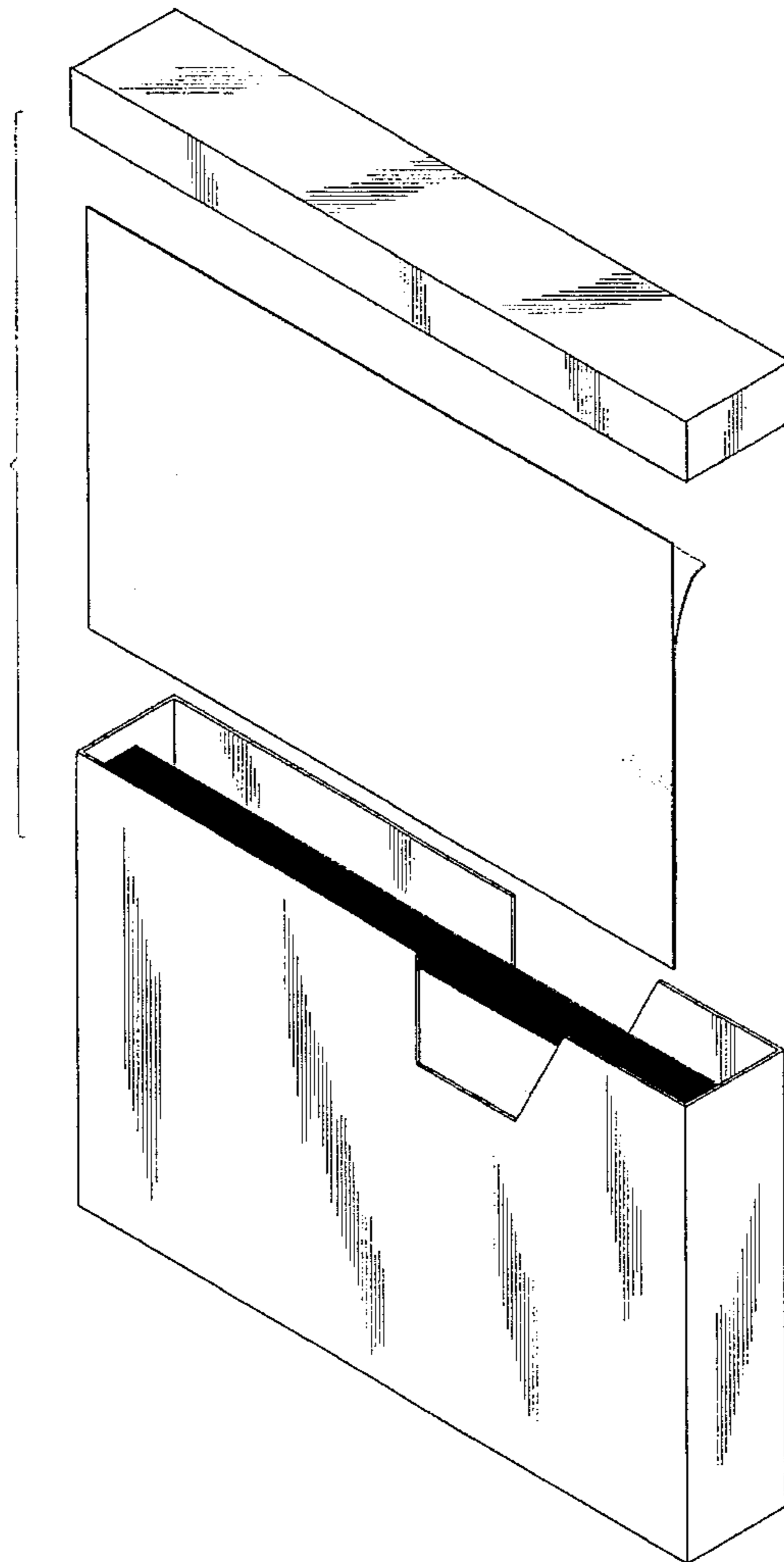


FIG. 1

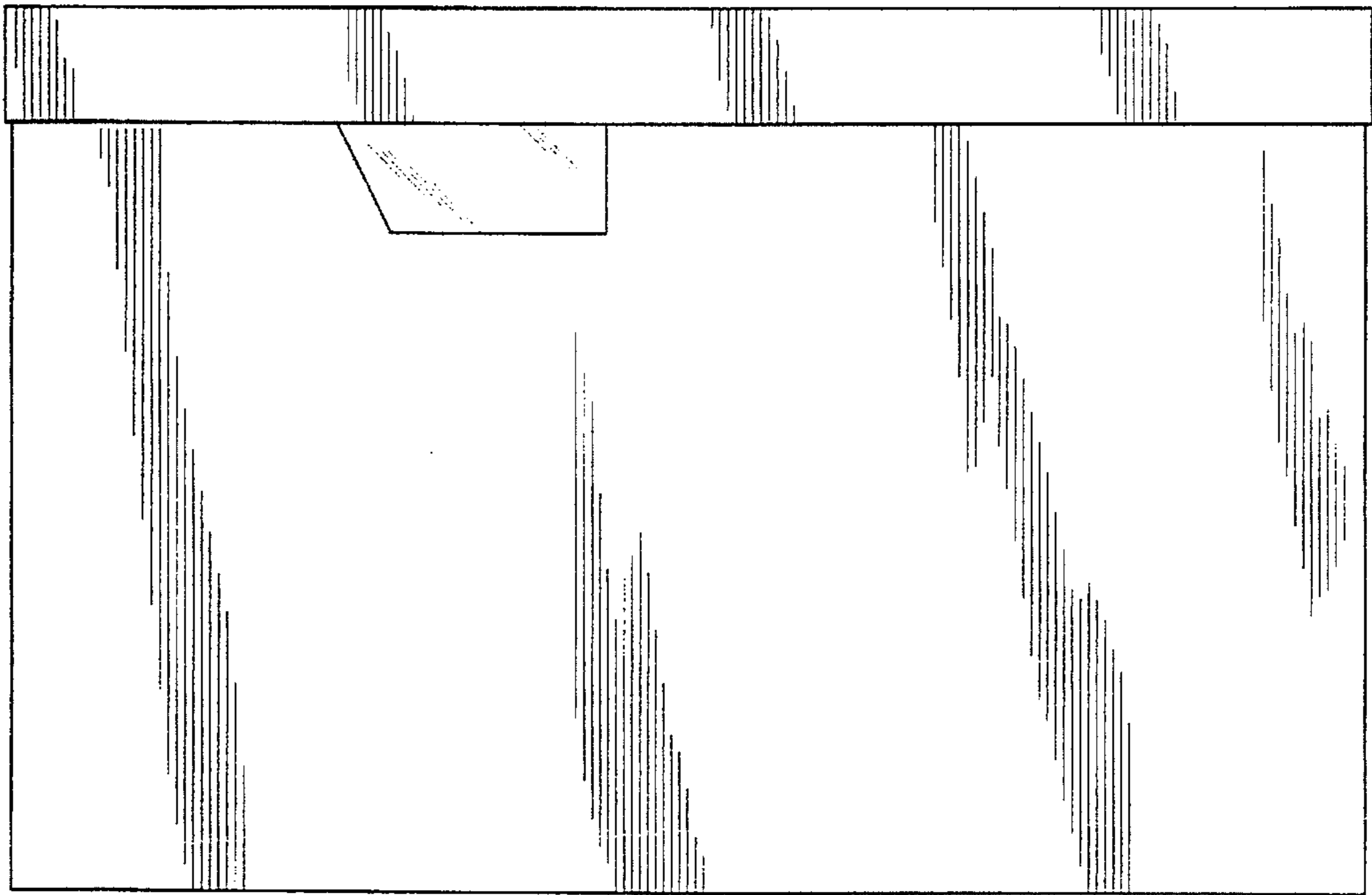


FIG. 2

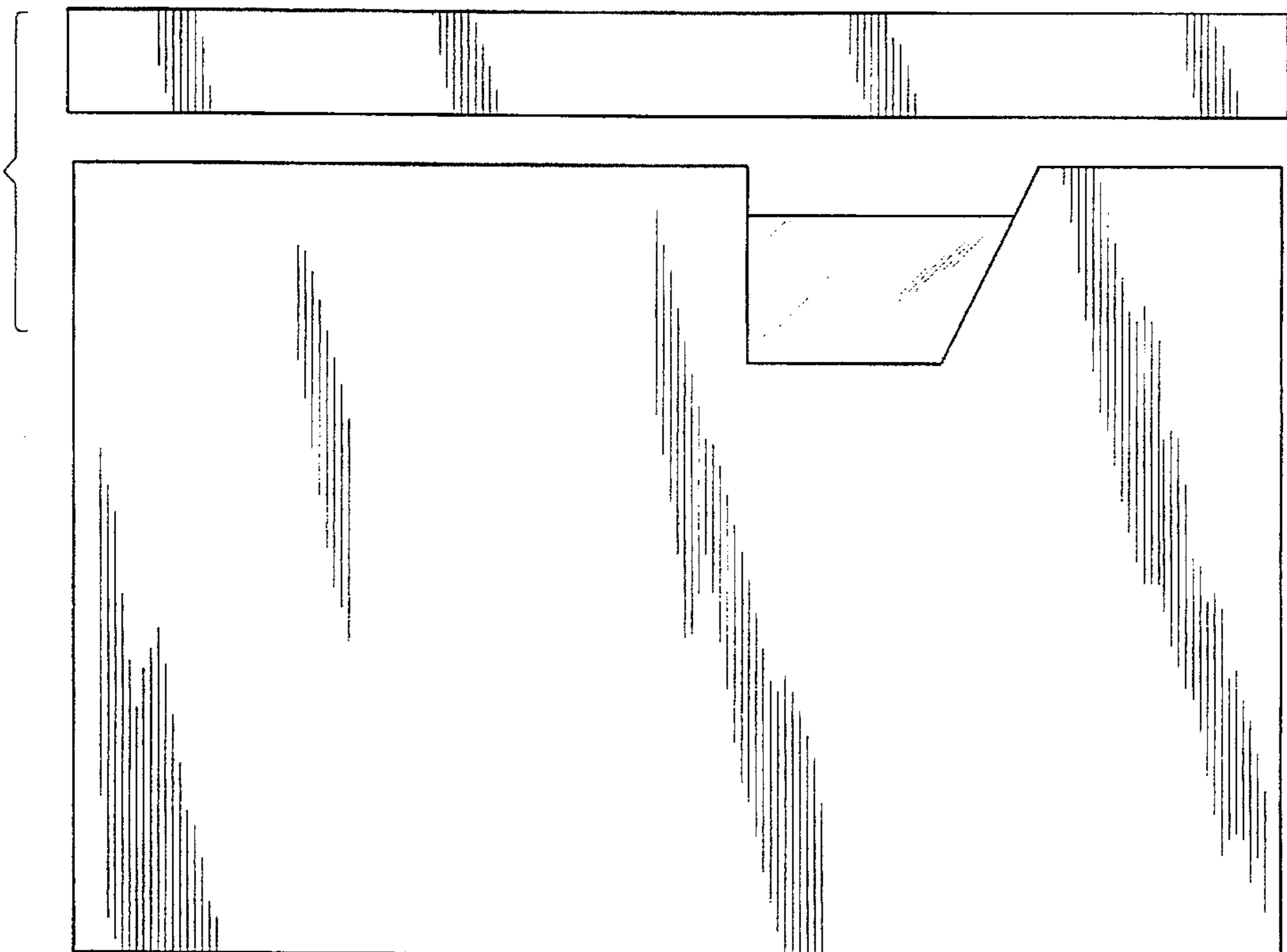


FIG. 3




FIG. 4




FIG. 5




FIG. 6

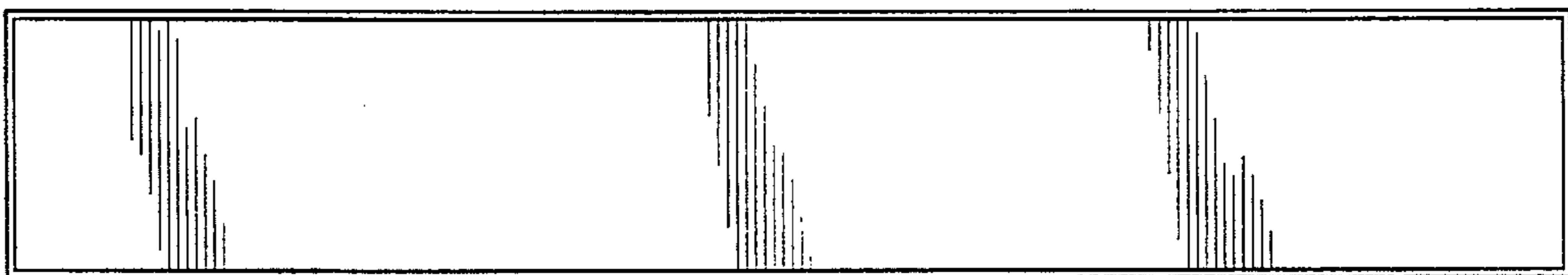


FIG. 7

