



US00D381363S

United States Patent [19]
Jackson

[11] **Patent Number: Des. 381,363**
[45] **Date of Patent: **Jul. 22, 1997**

[54] **TRAY**
[75] **Inventor: Alban Gifford Jackson, Devonport, New Zealand**
[73] **Assignee: Biro Bic (NZ) Limited, Mt. Eden, New Zealand**
[**] **Term: 14 Years**
[21] **Appl. No.: 35,012**
[22] **Filed: Feb. 17, 1995**
[30] **Foreign Application Priority Data**
Aug. 19, 1994 [NZ] New Zealand 26118
[51] **LOC (6) Cl. 19-02**
[52] **U.S. Cl. D19/92; D3/304**
[58] **Field of Search D3/304, 305, 307-314; D19/86, 92, 35-6, 65, 75, 78, 95, 99, 100; 206/215, 555, 518; 211/10, 13, 126**

90430 5/1985 Australia .
91501 1/1986 Australia .
95353 2/1987 Australia .
96810 6/1987 Australia .
98679 11/1987 Australia .
98999 12/1987 Australia .
99000 12/1987 Australia .
106337 12/1989 Australia .
106513 1/1990 Australia .
108588 8/1990 Australia .
108589 8/1990 Australia .
109208 10/1990 Australia .
109928 1/1991 Australia .
112794 11/1991 Australia .
76448/91 1/1992 Australia .
114021 5/1992 Australia .
79270/91 5/1992 Australia .
11212/92 10/1992 Australia .
17076/92 12/1992 Australia .
117911 8/1993 Australia .

(List continued on next page.)

Primary Examiner—Terry A. Wallace
Attorney, Agent, or Firm—Dilworth & Barrese

[56] **References Cited**

U.S. PATENT DOCUMENTS

D. 314,398 2/1991 Aaldenberg et al. D19/92
D. 325,222 4/1992 Brüsing D19/92
D. 326,476 5/1992 Bevins D19/92
D. 334,593 4/1993 Evenson D19/92
D. 337,127 7/1993 Aaldenberg D19/92
4,163,495 8/1979 Drader 206/506
4,469,231 9/1984 Hehn 211/11
4,480,756 11/1984 Belokin, Jr. 211/126
4,905,834 3/1990 Gimeno et al. 206/512
4,967,988 11/1990 Nguyen 248/150
5,054,629 10/1991 Breen 211/128

FOREIGN PATENT DOCUMENTS

65299 9/1974 Australia .
70379 2/1978 Australia .
75636 11/1978 Australia .
75637 11/1978 Australia .
76880 8/1979 Australia .
79820 12/1980 Australia .
84343 4/1982 Australia .
84843 8/1982 Australia .
89907 1/1985 Australia .
90214 3/1985 Australia .

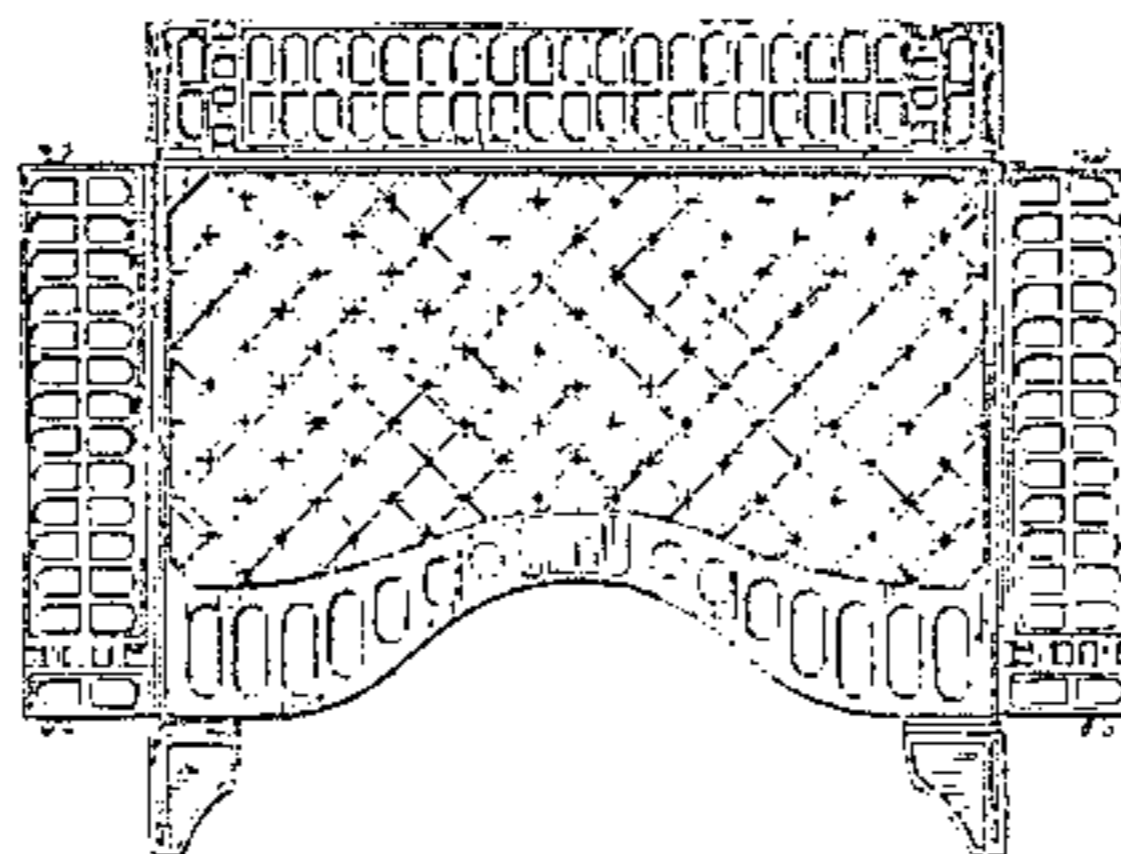
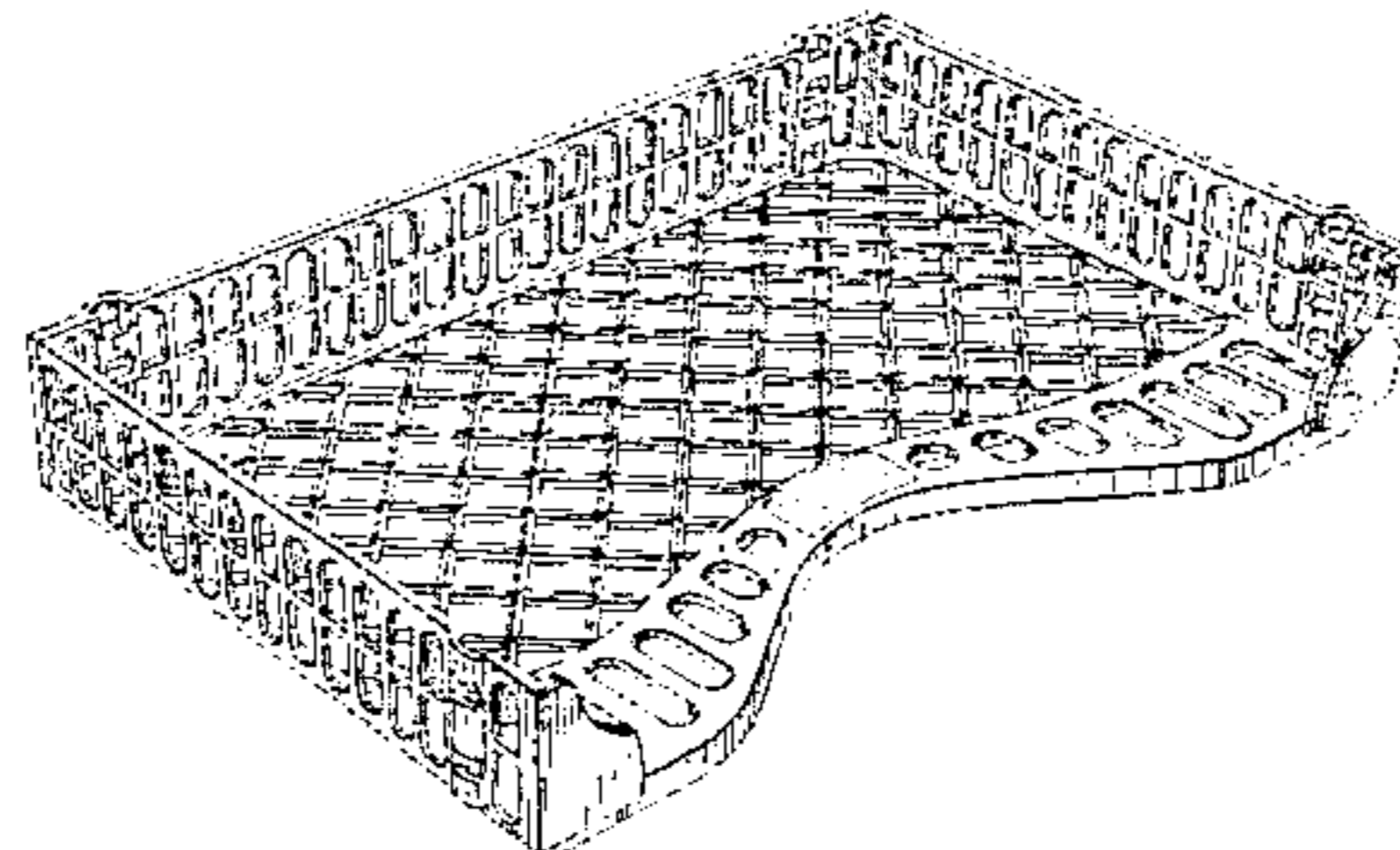
[57] **CLAIM**

The ornamental design for a tray, as shown and described.

DESCRIPTION

FIG. 1 is a left side perspective view from above, of the assembled tray according to the present design;
FIG. 2 is a top plan view thereof;
FIG. 3 is a front elevational view thereof;
FIG. 4 is a left side elevational view thereof, the right side elevational view being identical but a mirror image thereof;
FIG. 5 is a rear elevational view thereof;
FIG. 6 is a bottom plan view thereof;
FIG. 7 is a top plan view of the tray of FIGS. 1-6 with the side, rear and front upstanding portions thereof disconnected from each other and returned to an unfolded position;
FIG. 8 is a front elevational view thereof; and,
FIG. 9 is a left side elevational view thereof, the right side elevational view being identical but a mirror image thereof.

1 Claim, 4 Drawing Sheets



FOREIGN PATENT DOCUMENTS

117914 8/1993 Australia .
117912 8/1993 Australia .

117913 8/1993 Australia .
118367 10/1993 Australia .
119210 1/1994 Australia .
119925 4/1994 Australia .

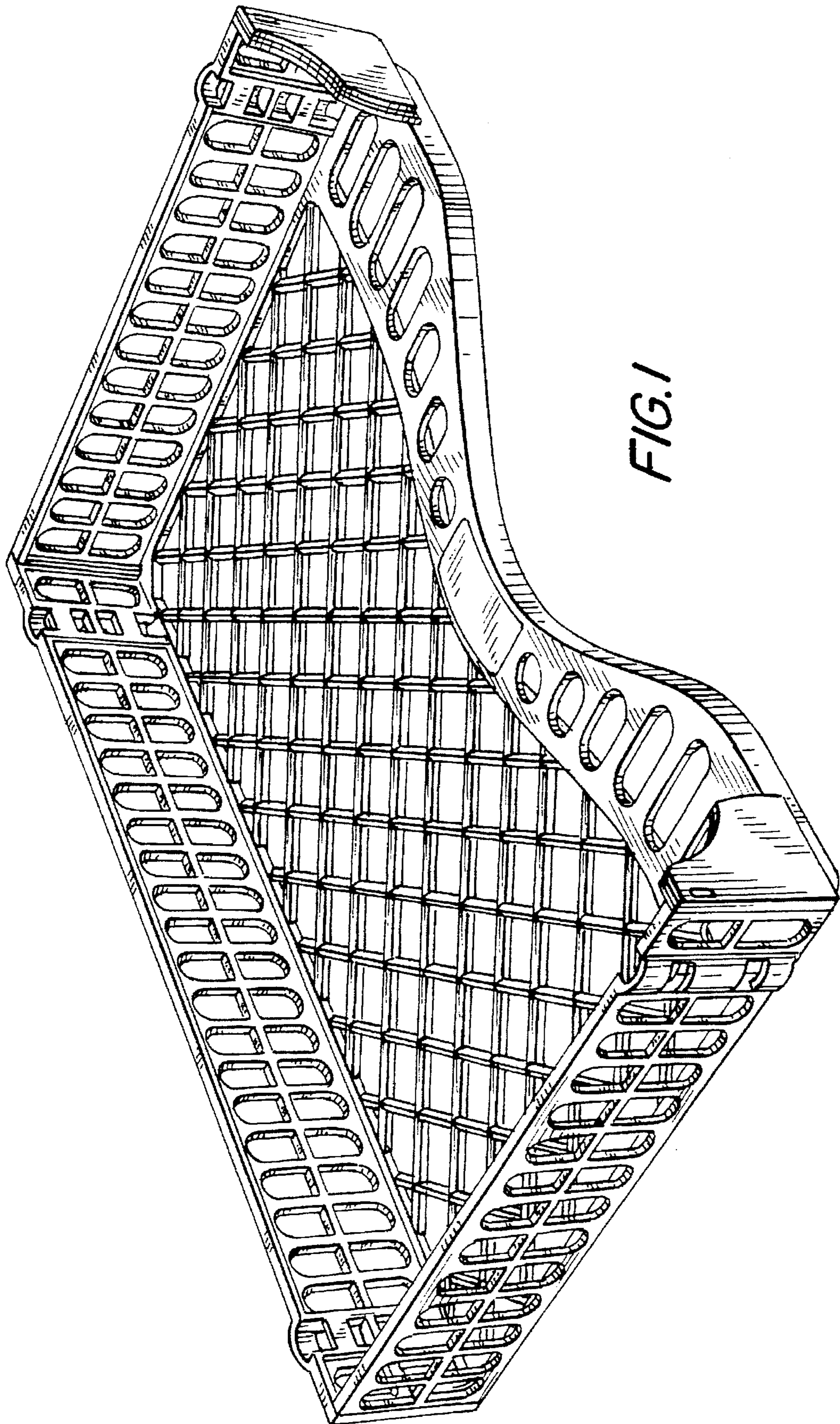


FIG. 1

FIG. 2

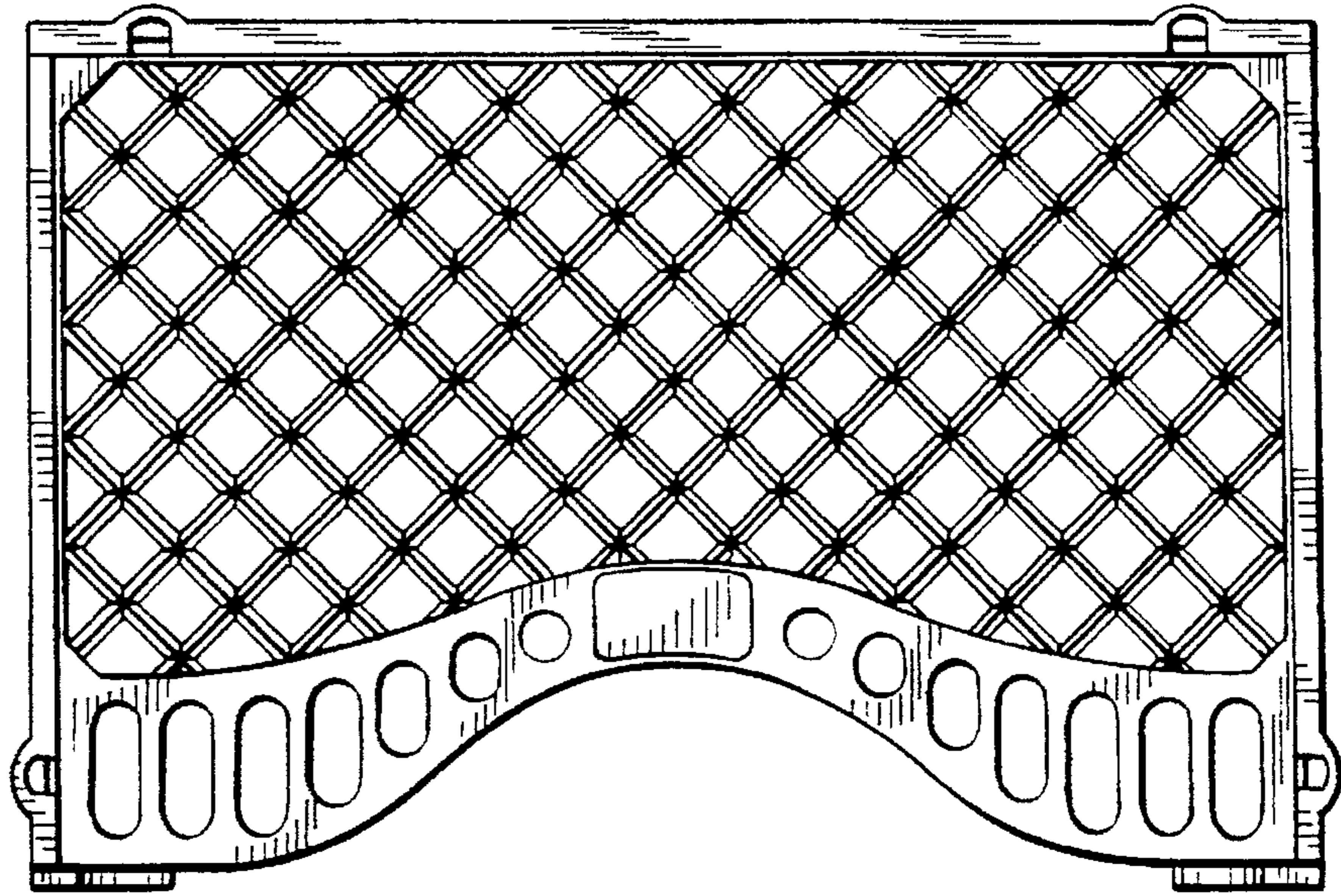


FIG. 3

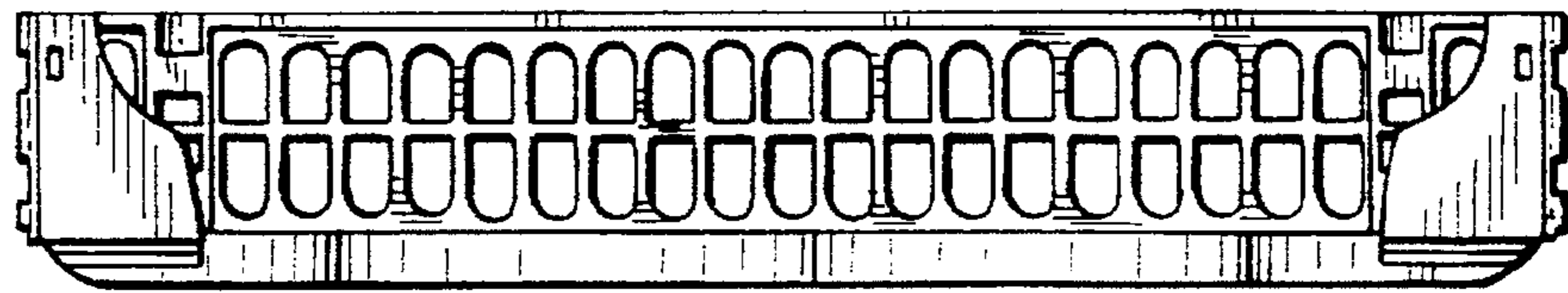


FIG. 4

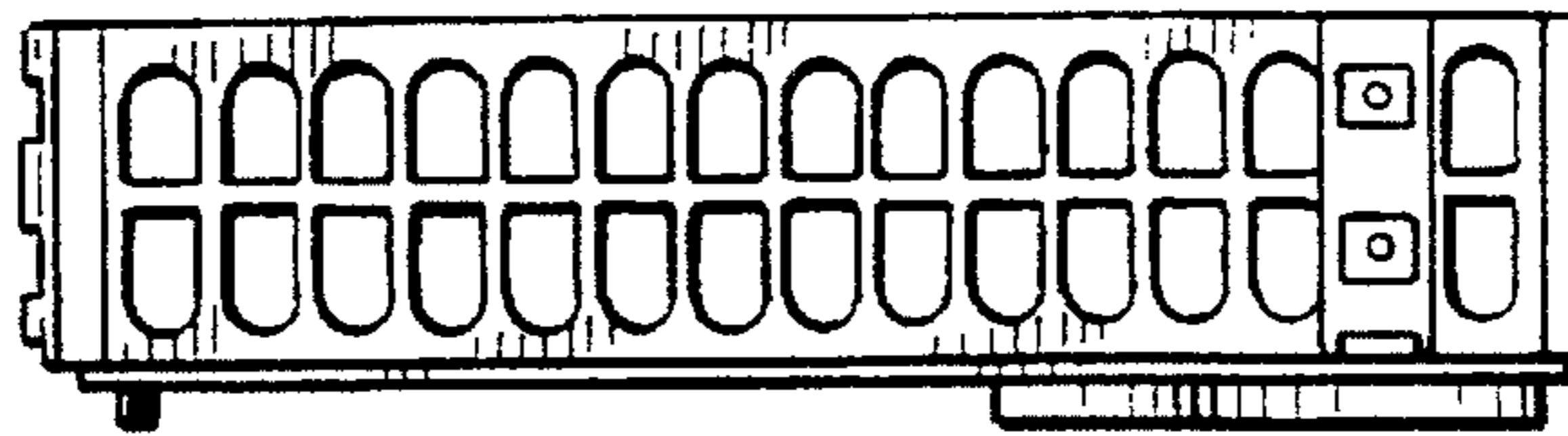
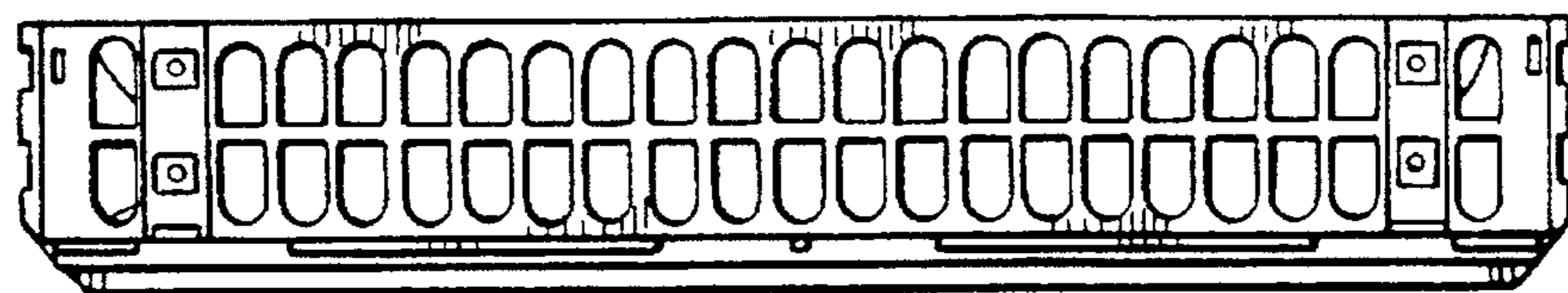


FIG. 5



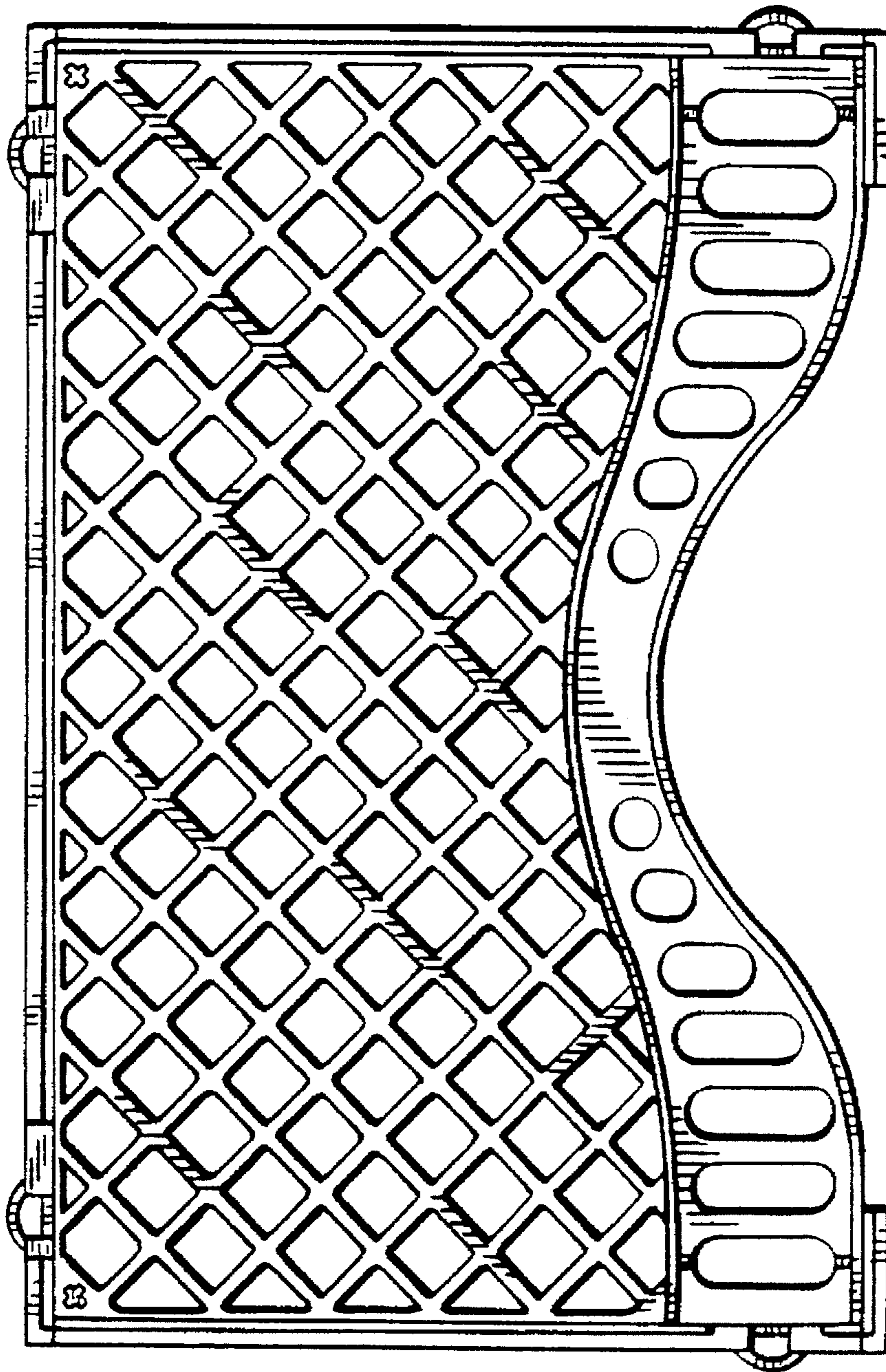


FIG. 6

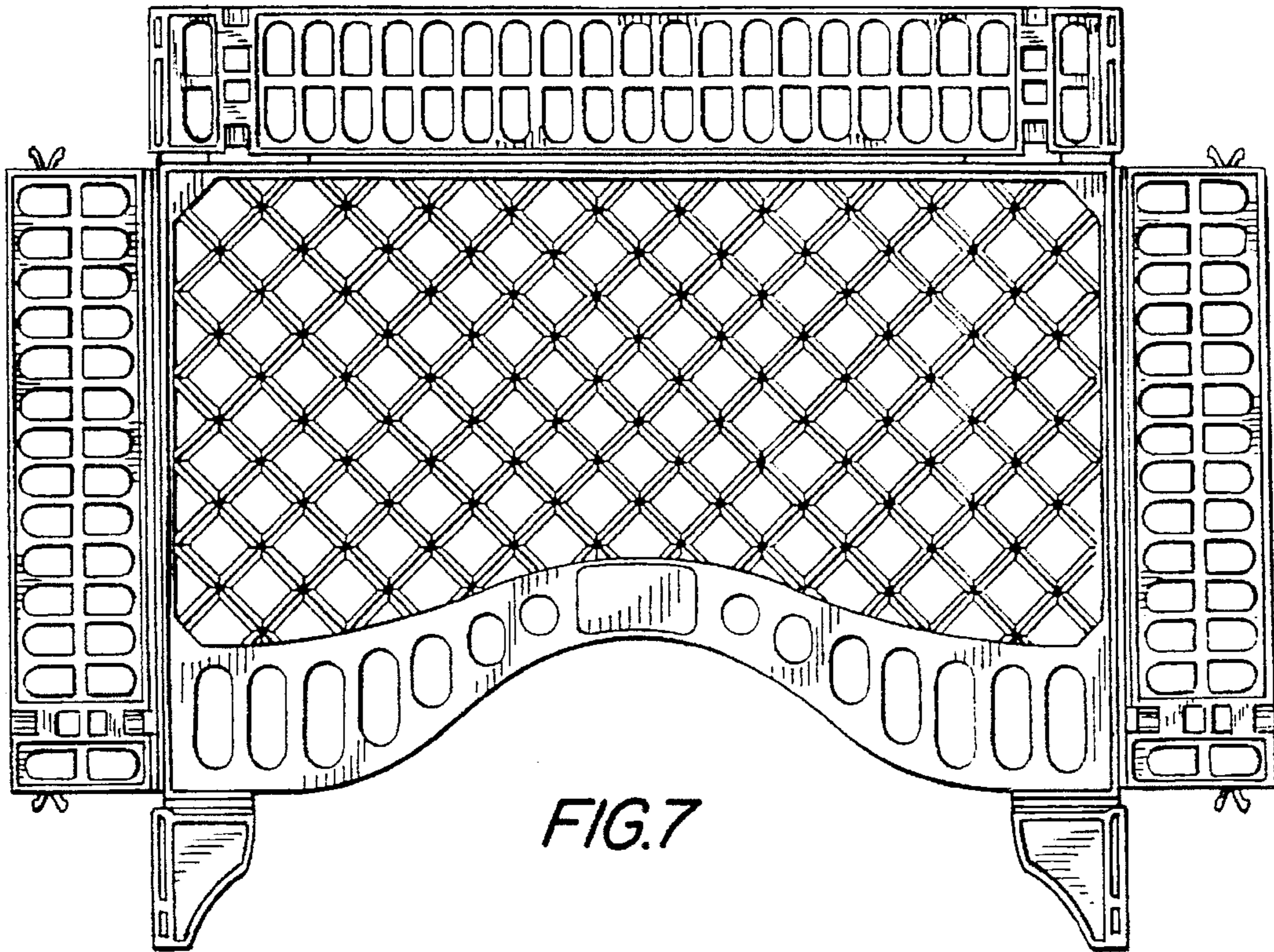


FIG. 7



FIG. 8

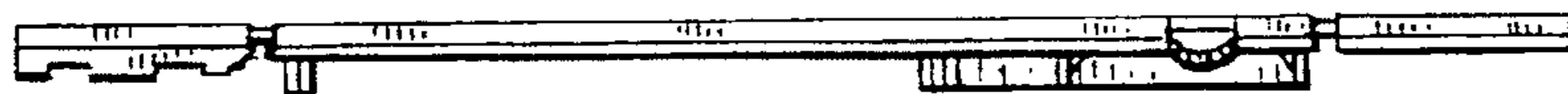


FIG. 9