



US00D381361S

United States Patent [19]

[11] Patent Number: **Des. 381,361**

Sato

[45] Date of Patent: ****Jul. 22, 1997**

[54] PAPER CLIP

5,432,982 7/1995 van Ardenne-van Rhijn 24/563 X

[76] Inventor: **Hisao Sato**, Fujimidai Mansion 2002,
29-10, Nukui 1-chome, Nerima-ku,
Tokyo, Japan

FOREIGN PATENT DOCUMENTS

64-4674 1/1989 Japan .

[**] Term: **14 Years**

Primary Examiner—Martie Thompson
Attorney, Agent, or Firm—Kanesaka & Takeuchi

[21] Appl. No.: **52,428**

[57] CLAIM

[22] Filed: **Mar. 29, 1996**

The ornamental design for a paper clip, as shown and described.

[51] LOC (6) Cl. **19-02**

DESCRIPTION

[52] U.S. Cl. **D19/65; D8/395; D19/86**

[58] Field of Search D8/395; D19/65,
D19/34, 75, 86, 90, 91, 95, 99, 100; 24/67 R,
67.1-67.11, 545, 563, 442, 555. DIG. 8-10

FIG. 1 is a perspective view of a paper clip showing my new design;

[56] References Cited

U.S. PATENT DOCUMENTS

1,070,683	8/1913	Hale	24/563
2,478,376	8/1949	Swart	24/67.9
3,125,789	3/1964	Parker	24/67.9
4,532,680	8/1985	Hashimoto	24/67 R
4,949,435	8/1990	Michelson	24/67.9
5,357,653	10/1994	van Ardenne	24/555 X

FIG. 2 is a front view thereof, the rear view being identical to the front view;

FIG. 3 is a right side view thereof, the left side view being identical to the right side view;

FIG. 4 is a top plan view;

FIG. 5 is a bottom plan view thereof; and,

FIG. 6 is a magnified cross sectional view taken along line 6-6 in FIG. 2.

1 Claim, 2 Drawing Sheets




Fig. 1

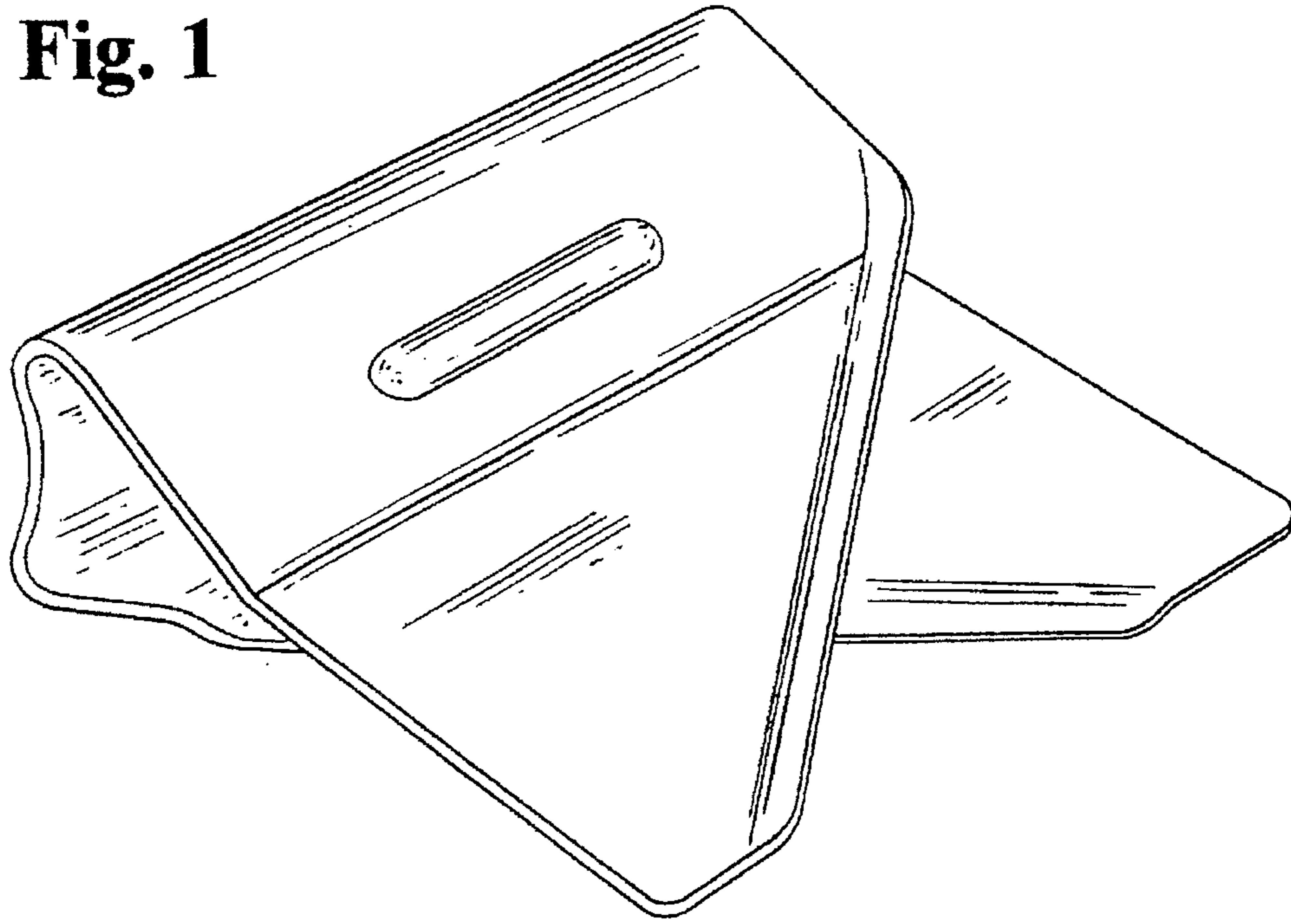


Fig. 2

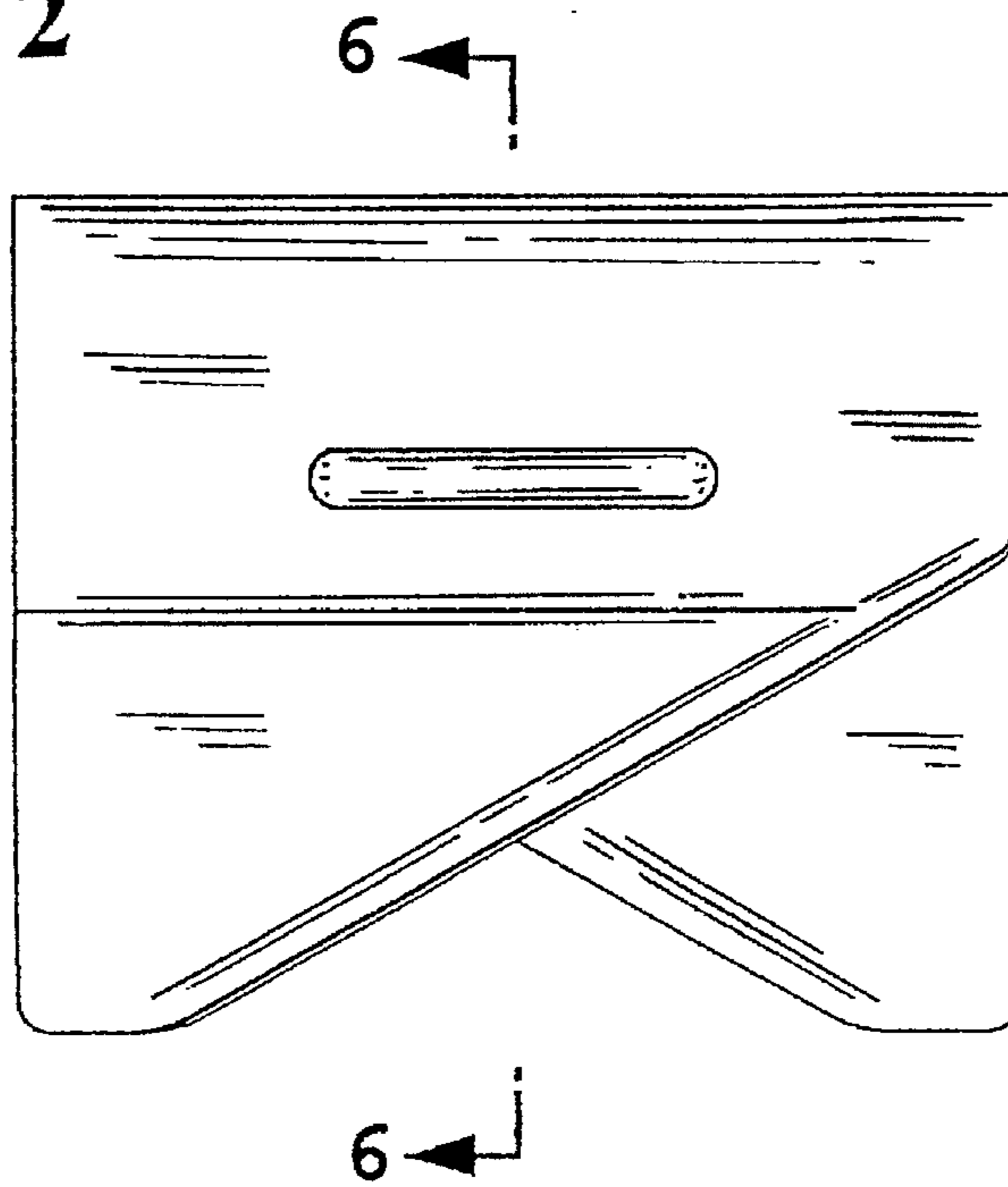


Fig. 3

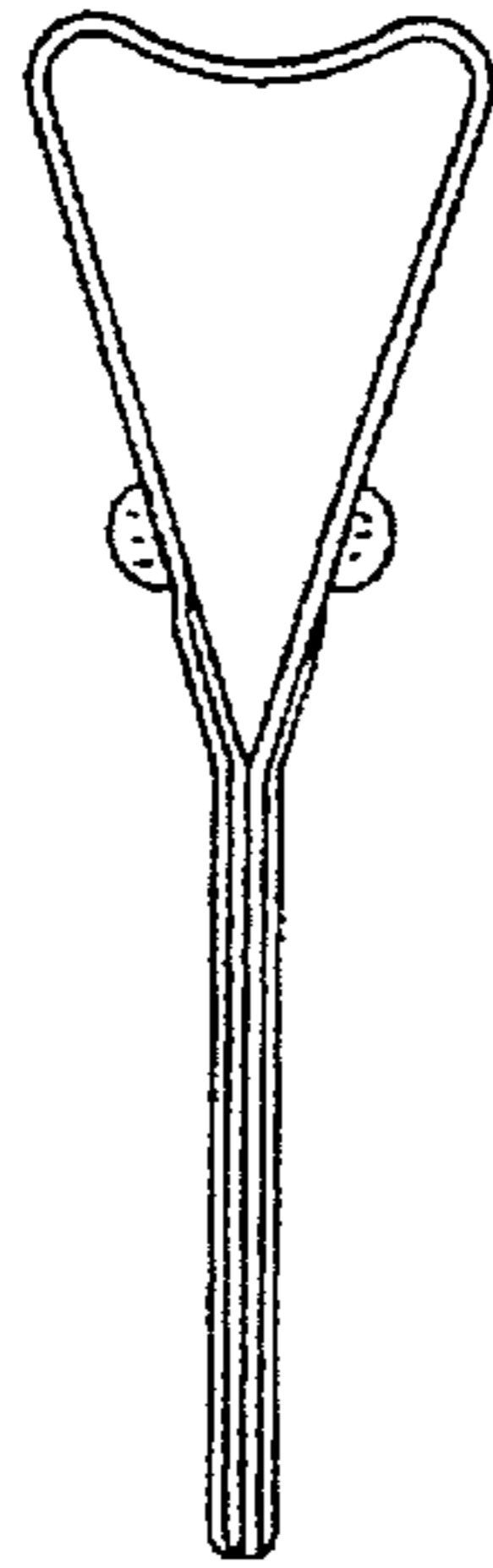


Fig. 4




Fig. 5




Fig. 6

