



US00D381338S

# United States Patent [19] Johansson

[11] Patent Number: **Des. 381,338**

[45] Date of Patent: **\*\*Jul. 22, 1997**

[54] **HOLDER FOR MOBILE PHONE IN VEHICLES**  
[75] Inventor: **Ebbe Johansson, Karlsborg, Sweden**  
[73] Assignee: **Brodit Plast AB, Karlsborg, Sweden**  
[\*\*] Term: **14 Years**

D. 317,157	5/1991	Jondelius	.....	D8/373	X
D. 320,992	10/1991	Jondelius	.....	D14/253	
D. 333,085	2/1993	Thomsen	.....	D8/349	X
2,878,324	3/1959	Guerrero	.....	379/455	X
4,527,018	7/1985	Offredi	.....	D14/253	X
4,945,561	7/1990	Rioux, Jr.	.....	379/454	
5,131,036	7/1992	Dunchock	.....	379/454	X
5,222,132	6/1993	Rioux, Jr.	.....	379/455	
5,305,381	4/1994	Wang et al.	.....	379/455	
5,416,839	5/1995	Lee	.....	379/446	X

[21] Appl. No.: **44,460**  
[22] Filed: **Sep. 25, 1995**

*Primary Examiner*—Jeffrey Asch  
*Attorney, Agent, or Firm*—Dvorak and Traub

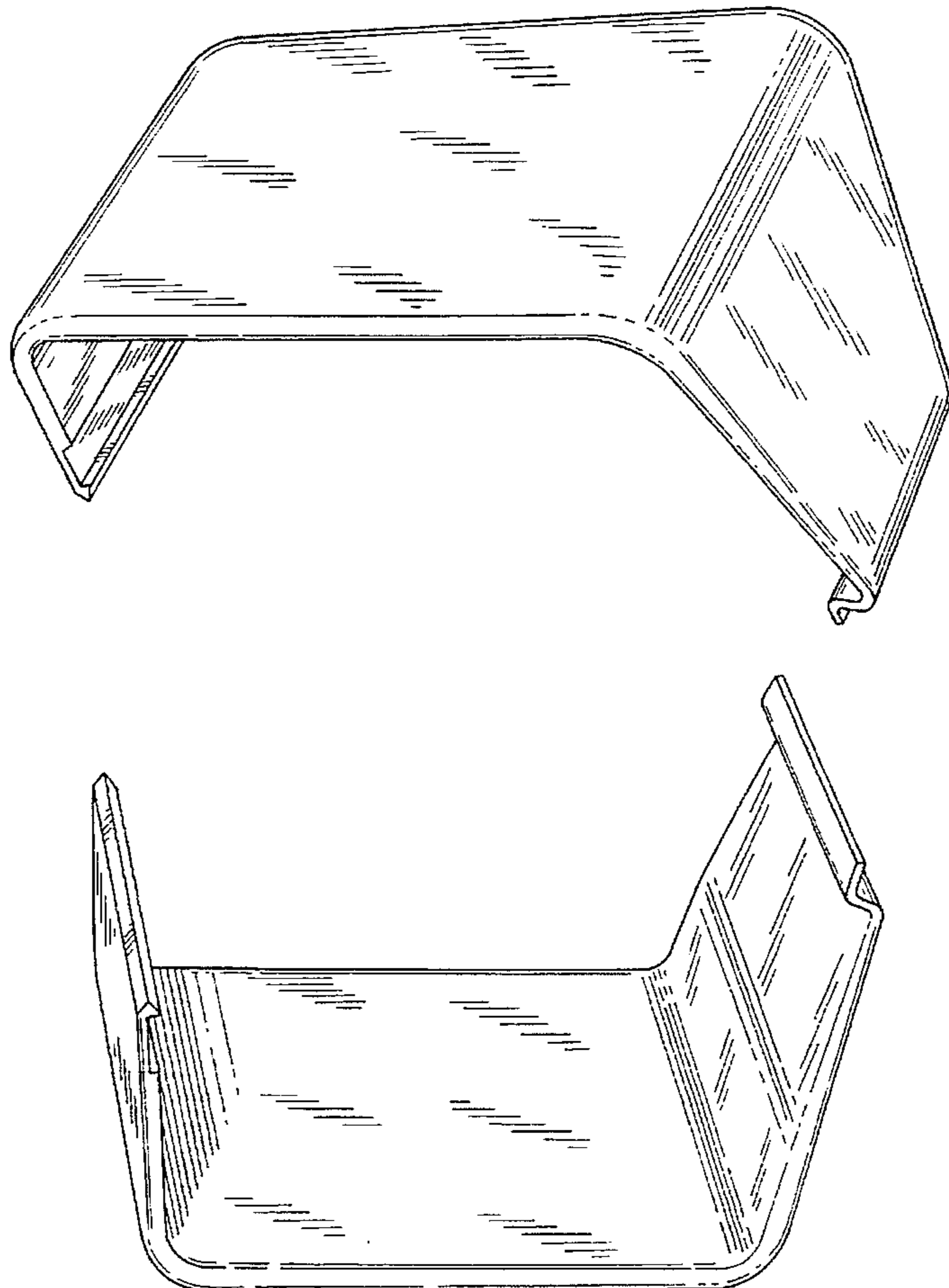
[30] **Foreign Application Priority Data**  
Jun. 2, 1995 [SE] Sweden ..... 95-1133  
[51] **LOC (6) Cl.** ..... **14-03**  
[52] **U.S. Cl.** ..... **D14/253; D8/349**  
[58] **Field of Search** ..... D14/251, 253,  
D14/240, 252, 140, 142, 107, 114, 138;  
D8/349, 373, 354; D3/218; 379/446, 454,  
455, 434-436; D6/553; D12/415, 420

[57] **CLAIM**  
The ornamental design for a holder for mobile phone in vehicles, as shown.

[56] **References Cited**  
**U.S. PATENT DOCUMENTS**  
D. 245,520 8/1977 Smith et al. .... D14/240  
D. 306,299 2/1990 Soren et al. .... D14/253 X  
D. 308,870 6/1990 Rioux, Jr. .... D14/251  
D. 312,205 11/1990 De Rooij ..... D8/349 X

**DESCRIPTION**  
FIG. 1 is an upper perspective view of the back of a holder for mobile telephones in vehicles showing my new design; FIG. 2 is a upper perspective view of the front; FIG. 3 is a back view; FIG. 4 is a front view; FIG. 5 is a side view; FIG. 6 is an opposite side view; FIG. 7 is a top view; and, FIG. 8 is a bottom view.

**1 Claim, 3 Drawing Sheets**






FIG. 1

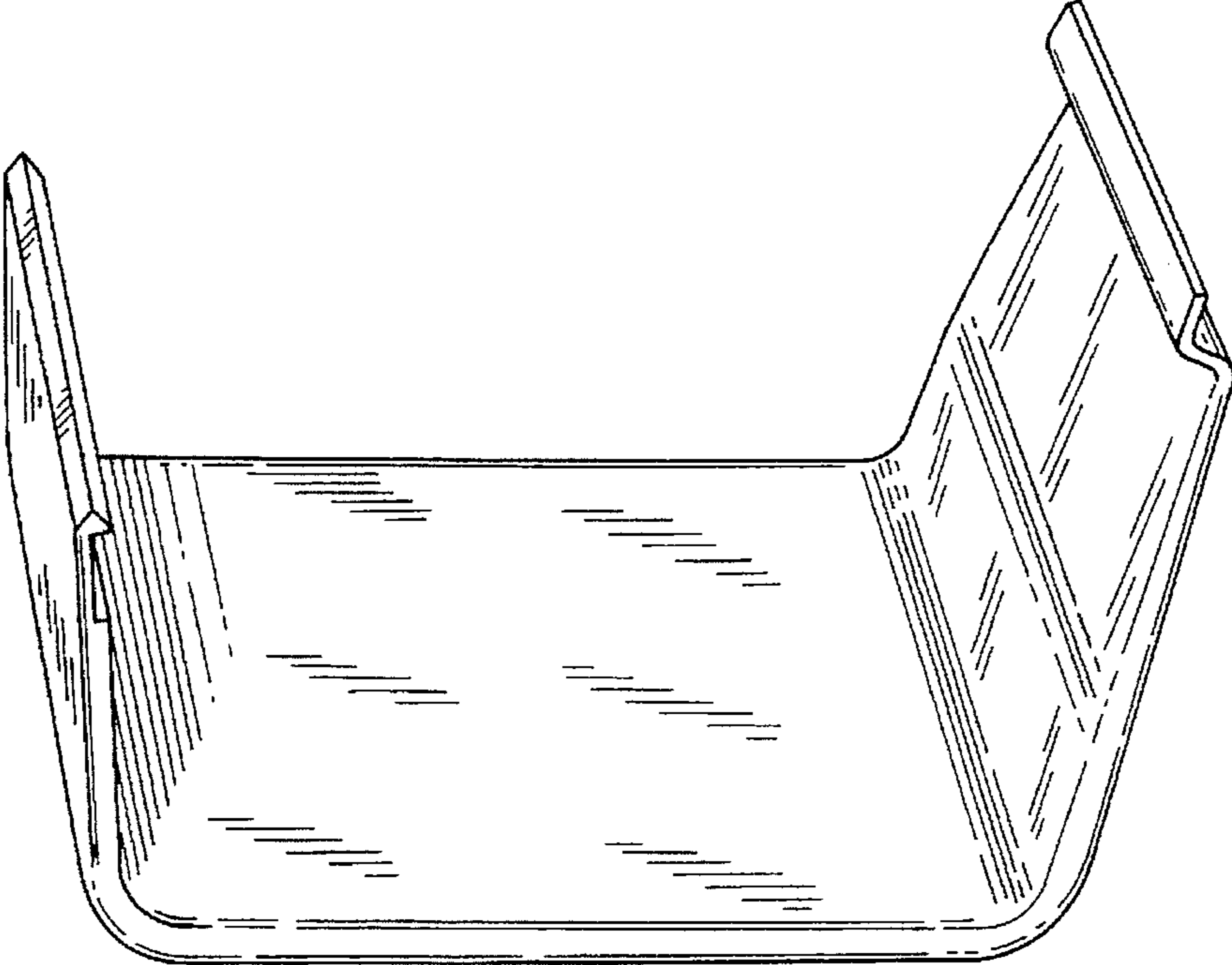


FIG. 2




FIG. 5




FIG. 6

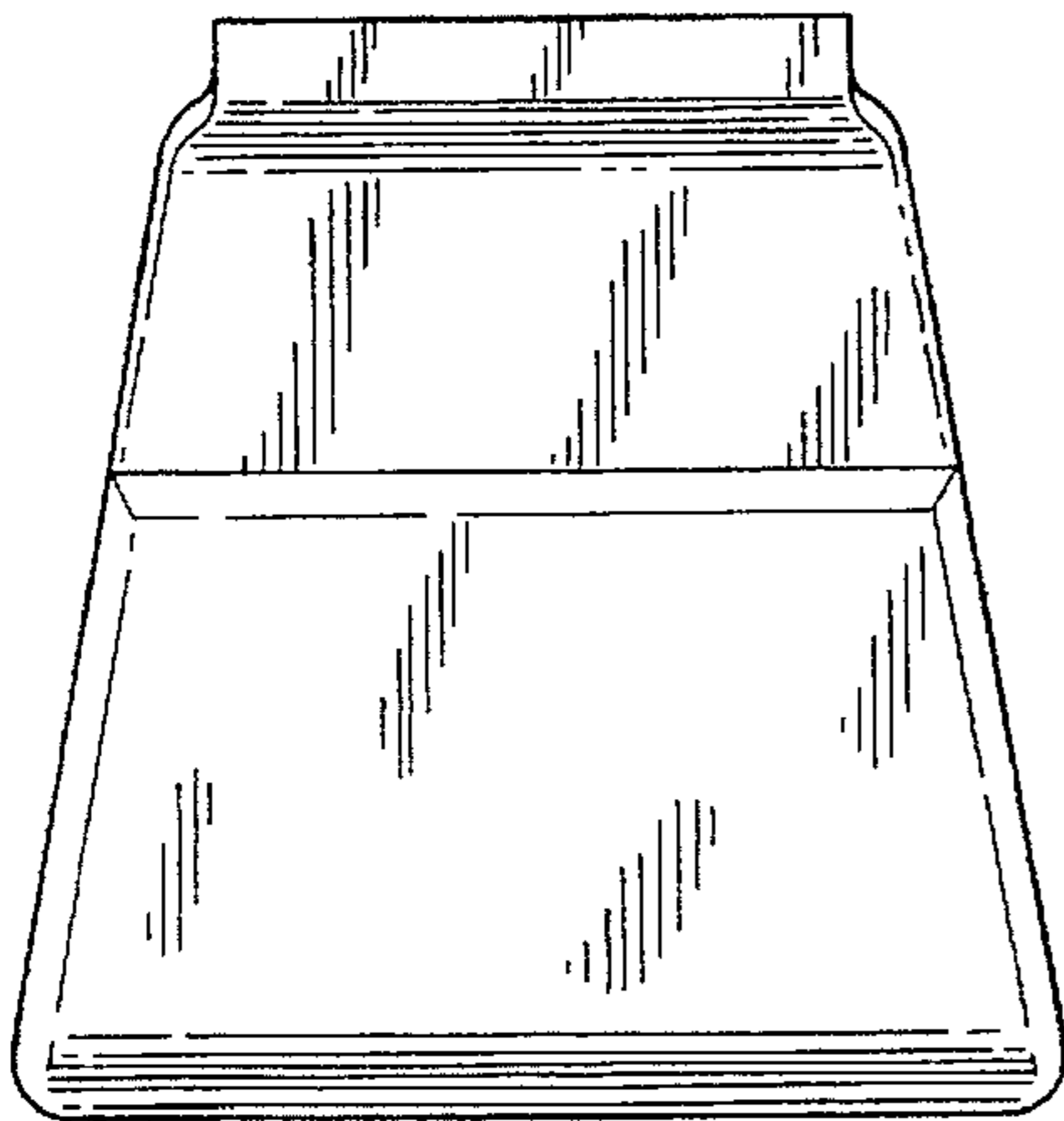


FIG. 7

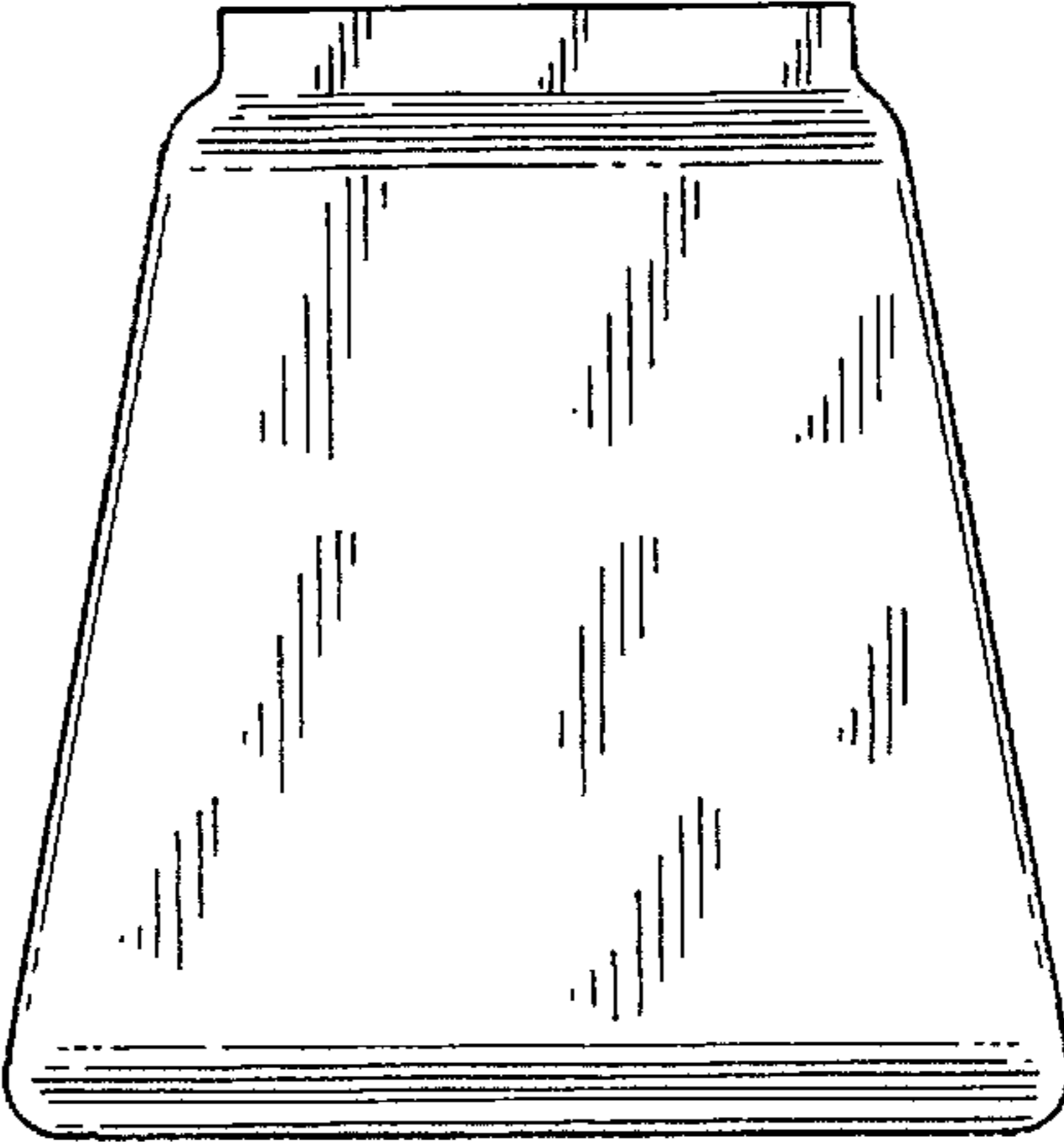


FIG. 8




FIG. 3




FIG. 4