



US00D381327S

United States Patent [19]

Su

[11] Patent Number: **Des. 381,327**

[45] Date of Patent: ****Jul. 22, 1997**

[54] **COMPUTER FRONT PANEL**

D. 361,327 8/1995 Yang D14/115
D. 362,433 9/1995 Chen D14/115

[76] Inventor: **Steven Su**, 3, Alley 11, Ming Shen St.,
Chupei City, Hsinchu Shien, Taiwan

Primary Examiner—Freda Nunn
Attorney, Agent, or Firm—Pro-Techtor International

[**] Term: **14 Years**

[57] **CLAIM**

[21] Appl. No.: **51,601**

The ornamental design for a computer front panel, as shown and described.

[22] Filed: **Mar. 14, 1996**

DESCRIPTION

[51] LOC (6) Cl. **14-02**

[52] U.S. Cl. **D14/115**

[58] **Field of Search** D14/100, 102,
D14/107-109, 115, 257, 258; D13/162,
184, 199, 164, 177; D10/103; 312/223.2;
361/724-728


FIG. 1 is a top front and right side perspective view of a computer front panel showing my new design; FIG. 2 is a front elevational view thereof; FIG. 3 is a rear elevational view thereof; FIG. 4 is a left elevational view thereof; FIG. 5 is a right elevational view thereof; FIG. 6 is a top plan view thereof; and, FIG. 7 is a bottom plan view thereof.

[56] **References Cited**

U.S. PATENT DOCUMENTS

D. 350,739 9/1994 Chu D14/115

1 Claim, 4 Drawing Sheets






FIG. 1

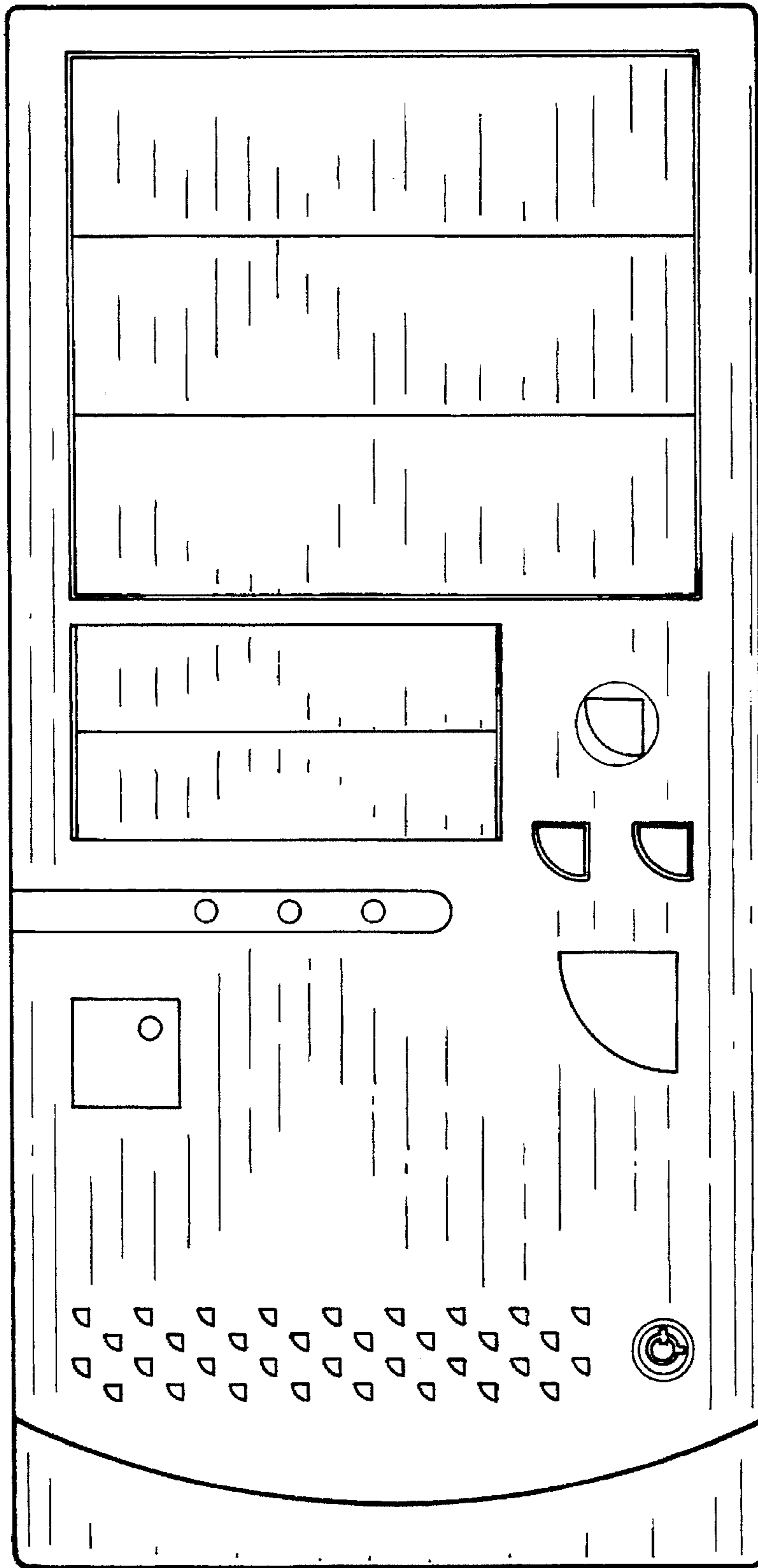


FIG. 2

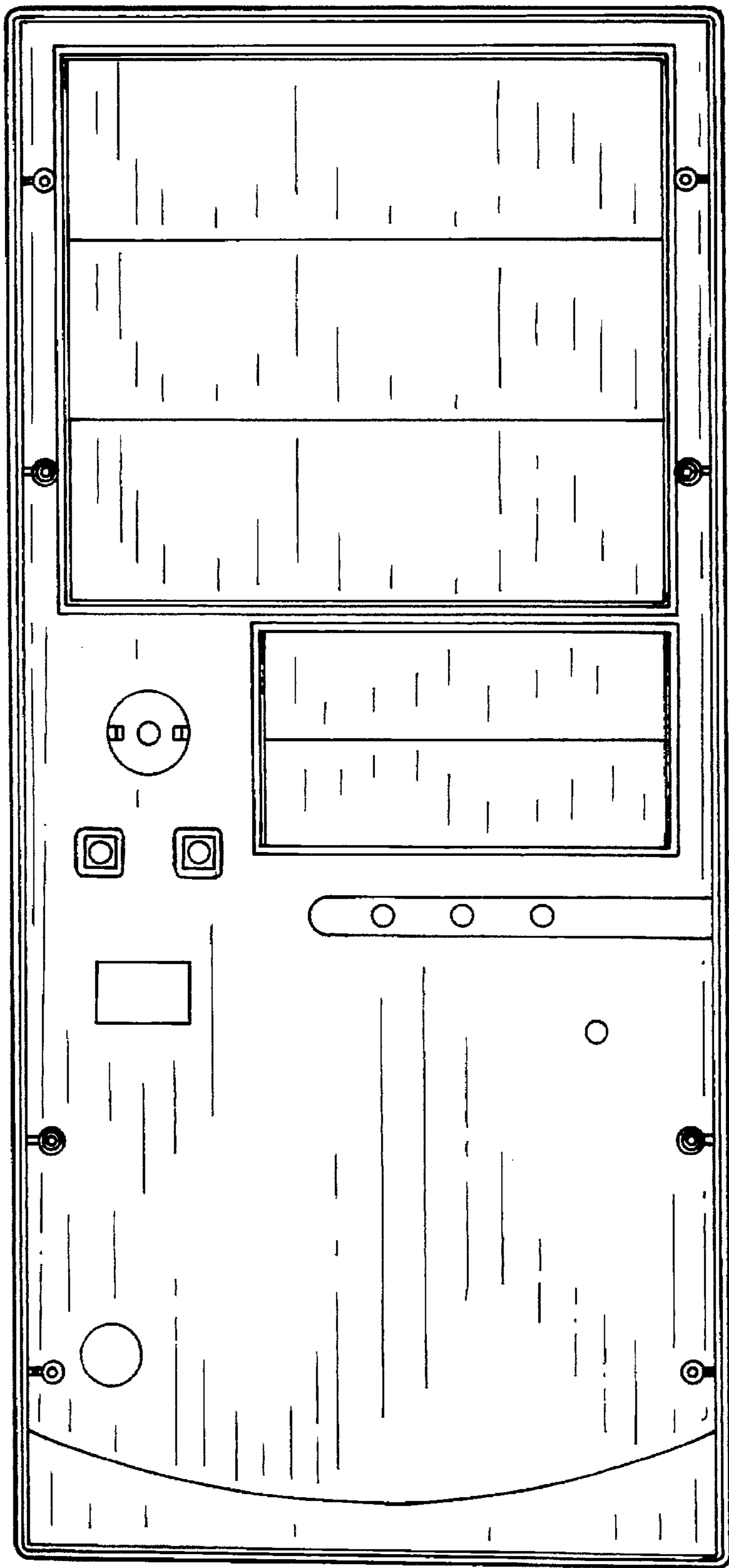


FIG. 3




FIG. 4

FIG. 5




FIG. 6




FIG. 7