



US00D381326S

United States Patent [19]
Ratzlaff

[11] **Patent Number:** **Des. 381,326**

[45] **Date of Patent:** ****Jul. 22, 1997**

[54] **KEYBOARD**

D. 303,249 9/1989 Bratasevec D14/115
D. 346,376 4/1994 Marquardt et al. D14/115

[75] **Inventor:** **Jörg Ratzlaff**, Nagold, Germany

[73] **Assignee:** **ADI Corporation**, Taipei, Taiwan

[**] **Term:** **14 Years**

Primary Examiner—Freda Nunn
Attorney, Agent, or Firm—Bacon & Thomas

[21] **Appl. No.:** **51,493**

[22] **Filed:** **Mar. 12, 1996**

[57] **CLAIM**

The ornamental design for a keyboard, as shown and described.

[51] **LOC (6) Cl.** **14-03**

[52] **U.S. Cl.** **D14/115**

[58] **Field of Search** D14/100, 101,
D14/106, 115; D18/1, 7, 2; 235/145 A,
145 R; 200/5 A, 5 R, 6 A, 6 R; 345/168,
160; 341/22, 23; 364/708.1; 400/472, 479,
484-486

DESCRIPTION

FIG. 1 is a perspective view of a keyboard showing my new design;

FIG. 2 is a front elevational view thereof;

FIG. 3 is a rear elevational view thereof;

FIG. 4 is a left side elevational view thereof;

FIG. 5 is a right side elevational view thereof;

FIG. 6 is a top plan view thereof; and,

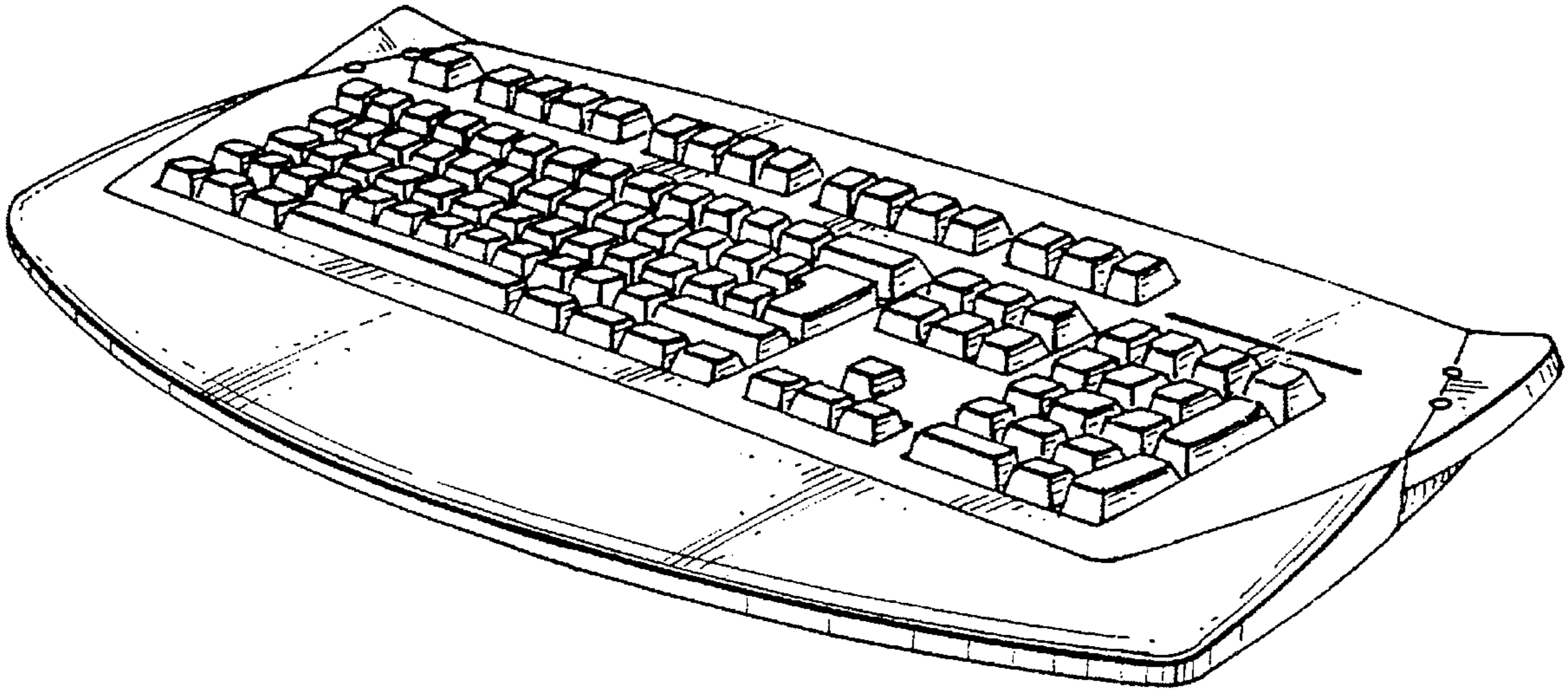
FIG. 7 is a bottom plan view thereof.

[56] **References Cited**

U.S. PATENT DOCUMENTS

D. 293,243 12/1987 Kakiuchi D14/115

1 Claim, 3 Drawing Sheets






FIG. 1

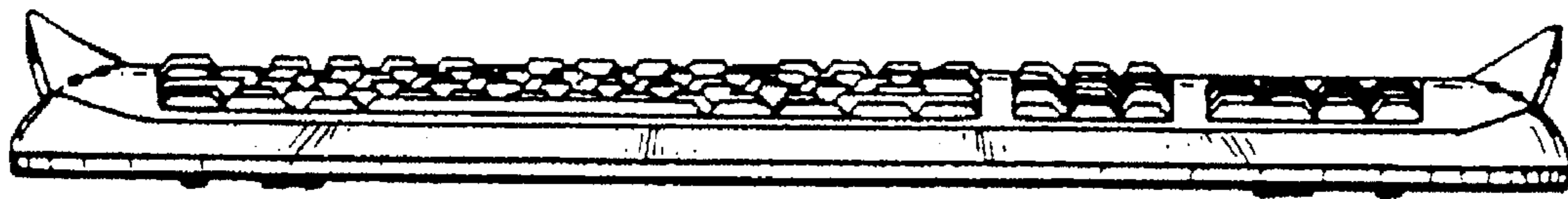


FIG. 2




FIG. 3



FIG. 4



FIG. 5

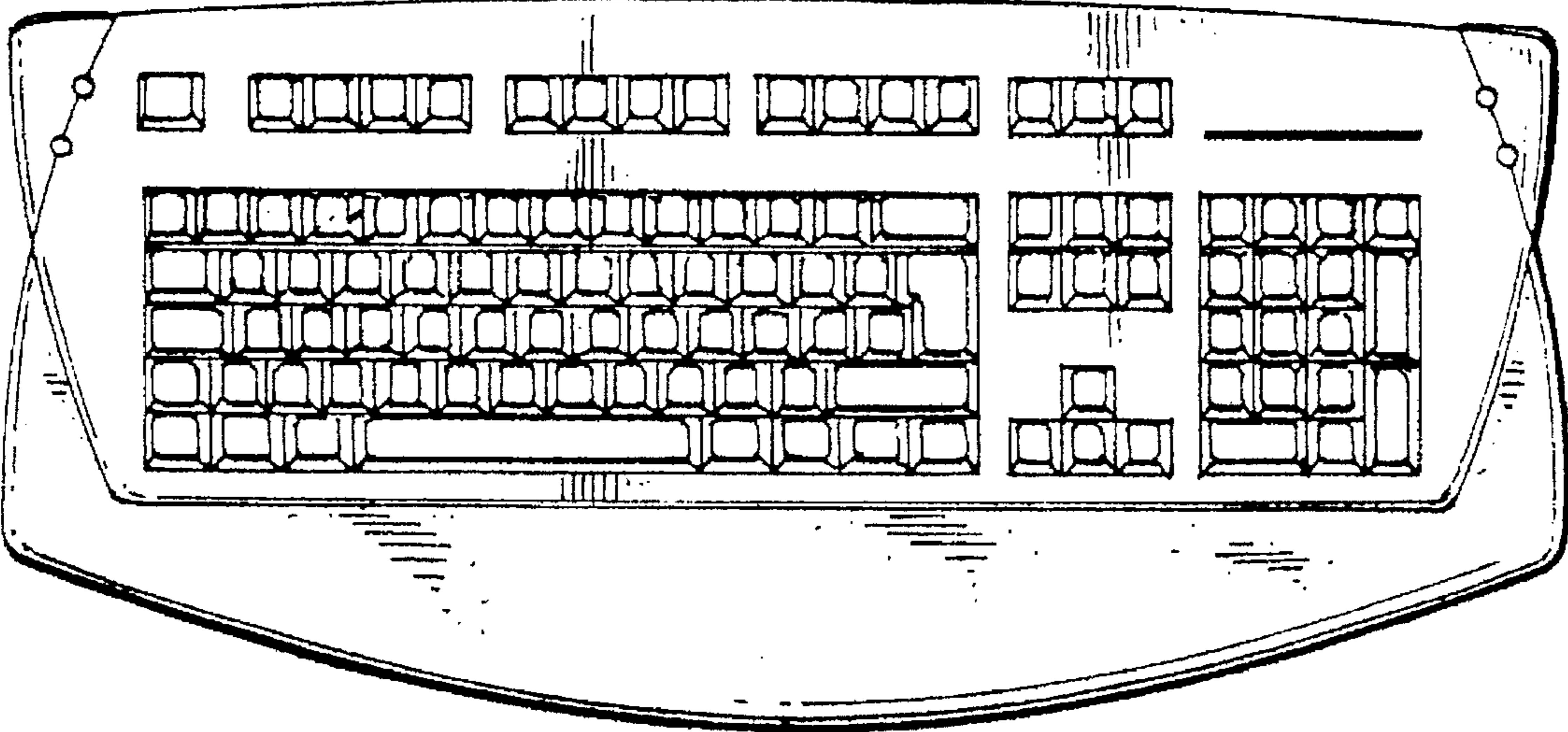


FIG. 6

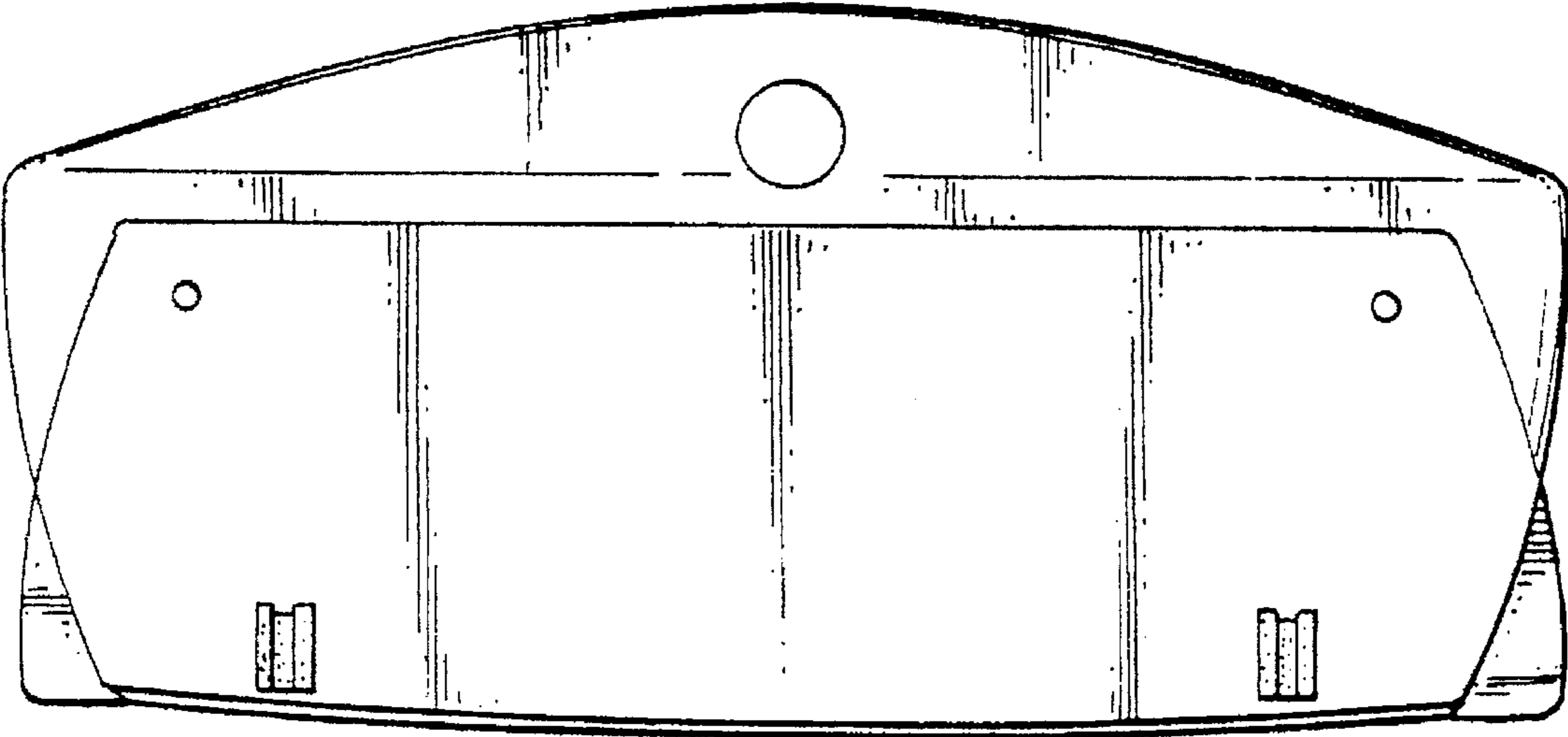


FIG. 7