



US00D381320S

United States Patent [19]

Kobayashi et al.

[11] Patent Number: **Des. 381,320**

[45] Date of Patent: ****Jul. 22, 1997**

[54] **PORTABLE COMPUTER**

D. 353,584 12/1994 Sato et al. D14/106

[75] Inventors: **Makoto Kobayashi; Mitsuo Tanaka,**
both of Suwa, Japan

Primary Examiner—Freda Nunn
Attorney, Agent, or Firm—Oliff & Berridge

[73] Assignee: **Seiko Epson Corporation,** Tokyo,
Japan

[57] **CLAIM**

[**] Term: **14 Years**

The ornamental design for the portable computer, as shown and described.

[21] Appl. No.: **49,685**

DESCRIPTION

[22] Filed: **Jan. 29, 1996**

FIG. 1 is a front elevational view of the portable computer embodying the claimed design;

[30] **Foreign Application Priority Data**

FIG. 2 is a rear elevational view of the portable computer shown in FIG. 1;

Jul. 31, 1995 [JP] Japan 7-22368

FIG. 3 is a top plan view of the portable computer shown in FIG. 1;

[51] **LOC (6) Cl.** **14-02**

[52] **U.S. Cl.** **D14/106**

FIG. 4 is a right side view of the portable computer shown in FIG. 1;

[58] **Field of Search** D14/100, 101,
D14/106, 113, 115, 124-127; D18/1, 7;
235/145 A, 145 R; 341/22, 23; 345/104,
156, 168, 173; 361/679-686; 364/708.1;
400/486, 489, 109, 110

FIG. 5 is a left side view of the portable computer shown in FIG. 1;

FIG. 6 is a bottom plan view of the portable computer shown in FIG. 1; and,

[56] **References Cited**

FIG. 7 is a perspective view of the portable computer.

U.S. PATENT DOCUMENTS

D. 336,465 6/1993 Kim D14/106

1 Claim, 2 Drawing Sheets




FIG. 1




FIG. 2



FIG. 3




FIG. 4




FIG. 5



FIG. 6




FIG. 7

