



US00D381312S

United States Patent [19]

Prasatek et al.

[11] Patent Number: **Des. 381,312**

[45] Date of Patent: ****Jul. 22, 1997**

[54] **VEHICLE LUGGAGE CARRIER SIDERAIL**

5,402,925 4/1995 Arvidsson et al. 224/324 X
5,411,196 5/1995 Lee, Jr. et al. 224/321

[75] Inventors: **Craig R. Prasatek**, Rochester Hills;
Gregory L. Eilers, Royal Oak; **John S. MacKay**, Capac, all of Mich.; **David Esparza**, Huntington Beach; **Junji Tanabe**, Torrance, both of Calif.

FOREIGN PATENT DOCUMENTS

1061457 of 1952 France .
3814799 11/1988 Germany 224/325
453688 of 1949 Italy .

[73] Assignees: **MasoTech, Inc.**, Taylor, Mich.; **Honda Giken Kogyo Kabushiki Kaisha**, Tokyo, Japan

OTHER PUBLICATIONS

Autocar, Oct. 19, 1962, p. 64.
Autocar, Nov. 9, 1962, p. 42 and p. 843.
Autocar, Mar. 1, 1963, p. 365.
Autocar, May 6, 1966, p. 29.
Car and Driver, Sep. 1966, pp. 56-57.
Automotive Engineering, Jan. 1995, p. 5.
Automotive Engineering, Jan. 1995, p. 100.
Automotive Engineering, Jan. 1995, p. 69.
Automotive Engineering, Jan. 1995, p. 80.
Honda Accord/Civic, Accessories 1992, pp. 8-9.
Rocket Rack, drawing, Aug. 31, 1988.

[**] Term: **14 Years**

[21] Appl. No.: **35,950**

[22] Filed: **Mar. 8, 1995**

[51] LOC (6) Cl. **12-16**

[52] U.S. Cl. **D12/414**

[58] Field of Search D12/406, 412,
D12/414; 224/42.1, 42.2, 309, 316, 317,
322-329; 296/37.7

Primary Examiner—James Gandy
Assistant Examiner—Cathron B. Matta
Attorney, Agent, or Firm—Leon E. Redman

[56] References Cited

U.S. PATENT DOCUMENTS

Re. 26,539 3/1969 Bott .
D. 250,461 12/1978 Bott .
D. 250,464 12/1978 Bott .
D. 264,203 5/1982 Bott .
D. 272,817 2/1984 Mareydt .
D. 314,541 2/1991 Bott .
D. 318,639 7/1991 Santoro et al. .
D. 333,808 3/1993 Cucheran D12/414
D. 334,162 3/1993 Cucheran et al. D12/412
D. 334,373 3/1993 Cucheran D12/414
D. 359,943 7/1995 Cucheran et al. D12/414
3,253,755 5/1966 Bott .
3,623,642 11/1971 Stephen .
4,055,284 10/1977 Bott .
4,165,827 8/1979 Bott .
5,007,570 4/1991 Himmel 224/326 X
5,014,893 5/1991 Morley et al. 224/326 X
5,133,490 7/1992 Cucheran 224/326 X
5,174,484 12/1992 Bott 224/326 X
5,385,285 1/1995 Cucheran et al. 224/321

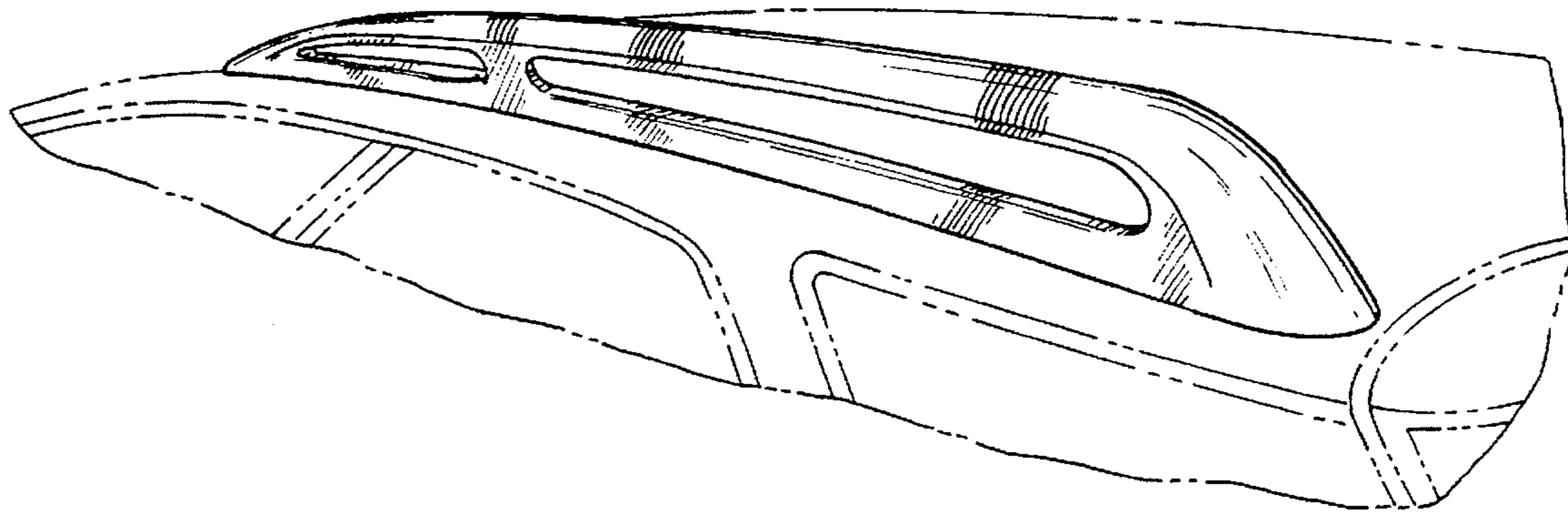
[57] CLAIM

The ornamental design for a vehicle luggage carrier siderail, as shown and described.

DESCRIPTION

FIG. 1 is a perspective view of a vehicle luggage carrier siderail showing our new design;
FIG. 2 is a front elevational view thereof;
FIG. 3 is a rear elevational view thereof;
FIG. 4 is a side elevational view of an outer side thereof;
FIG. 5 is a top plan view thereof;
FIG. 6 is a side elevational view of an inner side thereof;
FIG. 7 is an enlarged cross sectional view thereof taken along the lines 7-7 of FIG. 4; and,
FIG. 8 is a perspective view of the inner side thereof.
The broken lines are for illustrative purposes only and form no part of the claimed design.

1 Claim, 3 Drawing Sheets



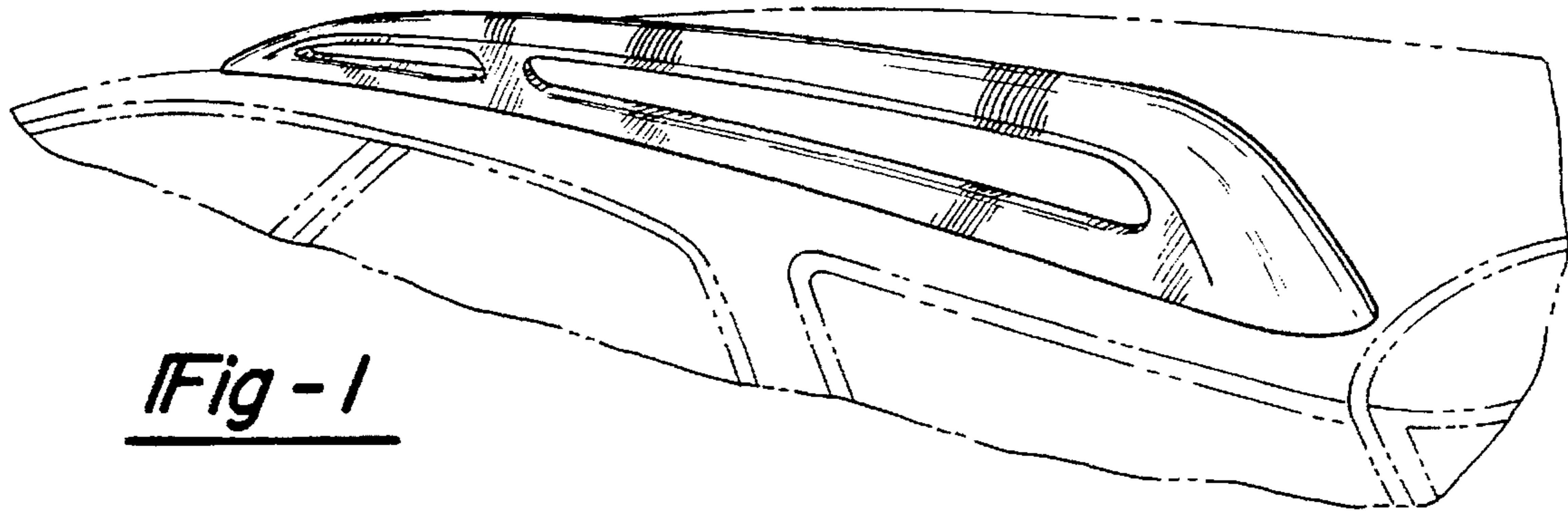


Fig - 1

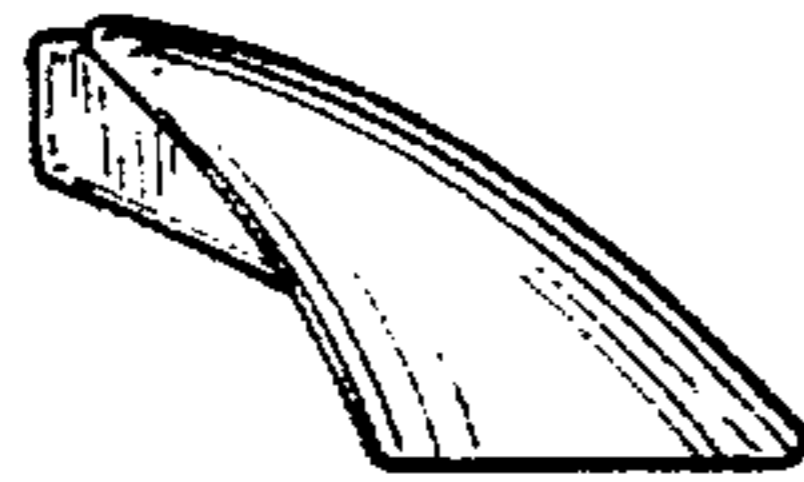


Fig - 2

Fig - 3

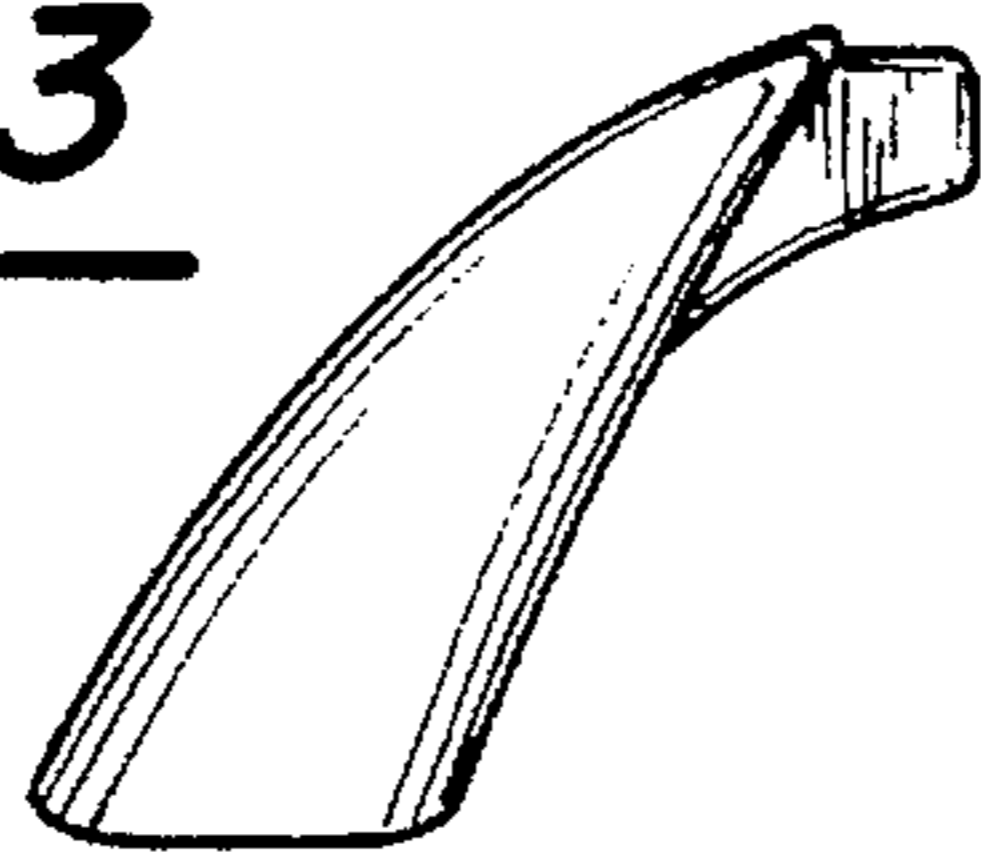
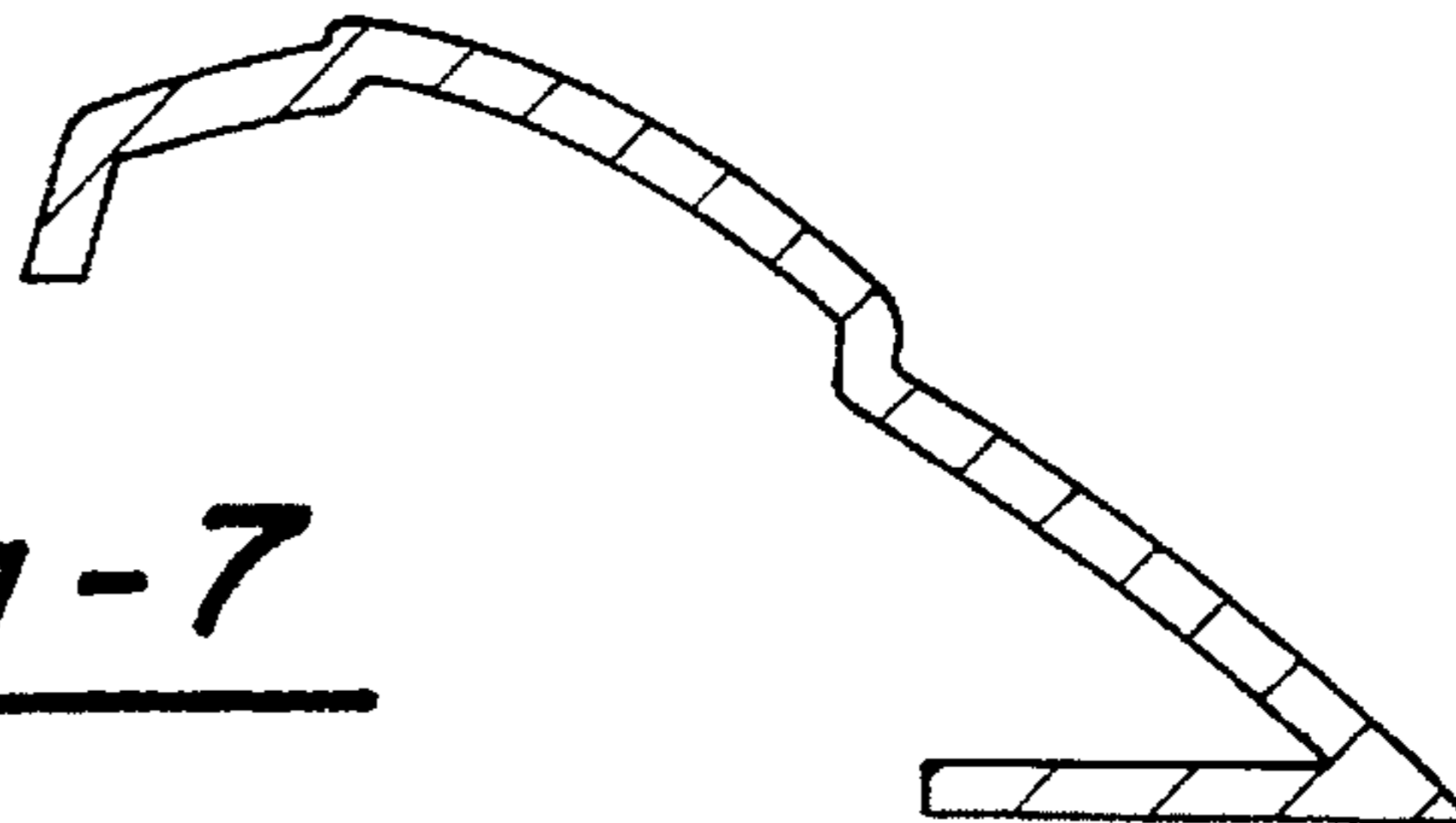


Fig - 7



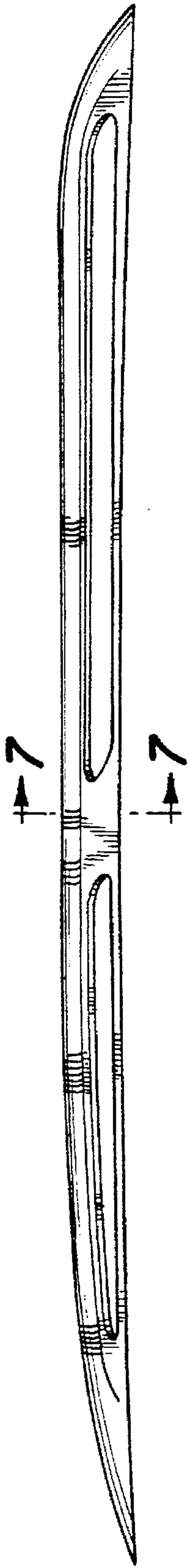


Fig - 4

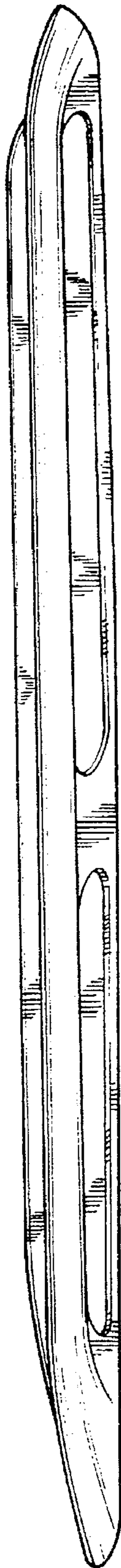


Fig - 5

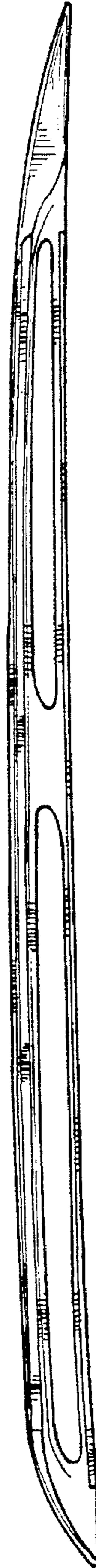


Fig - 6




Fig - 8