



US00D381301S

United States Patent [19]
Lo

[11] **Patent Number: Des. 381,301**

[45] **Date of Patent: **Jul. 22, 1997**

[54] **TIRE**

[76] **Inventor: Tsai-Jen Lo**, 215 Meei-Kong Road,
Huang-Ts'o Village, Ta-Suen,
Chang-Hwa, Taiwan

[**] **Term: 14 Years**

[21] **Appl. No.: 48,838**

[22] **Filed: Jan. 11, 1996**

[51] **LOC (6) Cl. 12-15**

[52] **U.S. Cl. D12/147**

[58] **Field of Search D12/140-143,
D12/146, 147, 148; 152/209 R, 209 D**

[56] **References Cited**

U.S. PATENT DOCUMENTS

D. 287,236	12/1986	Yonekura et al.	D12/147
D. 328,583	8/1992	Graas et al.	D12/147
4,884,607	12/1989	Mori	152/209 R
5,213,641	5/1993	Tsuda et al.	152/209 R
5,322,106	6/1994	Kamegawa et al.	152/209 R
5,421,389	6/1995	Favre et al.	152/209 R

OTHER PUBLICATIONS

Prowler Rear Wheel Torc Trac R3 tire, *1980 Tread Design Guide*, p. 232, top row, middle.

Bridgestone CKT C-Steel K-Traction tire, *1993 Tread Design Guide*, p. 169, bottom row, second from right.

Fulda Y3000 tire, *D&W Bestellkatalog—1994*, p. 228, top row, middle.

Primary Examiner—James Gandy
Assistant Examiner—Robert M. Spear
Attorney, Agent, or Firm—Browdy and Neimark

[57] **CLAIM**

The ornamental design for a tire, as shown and described.

DESCRIPTION

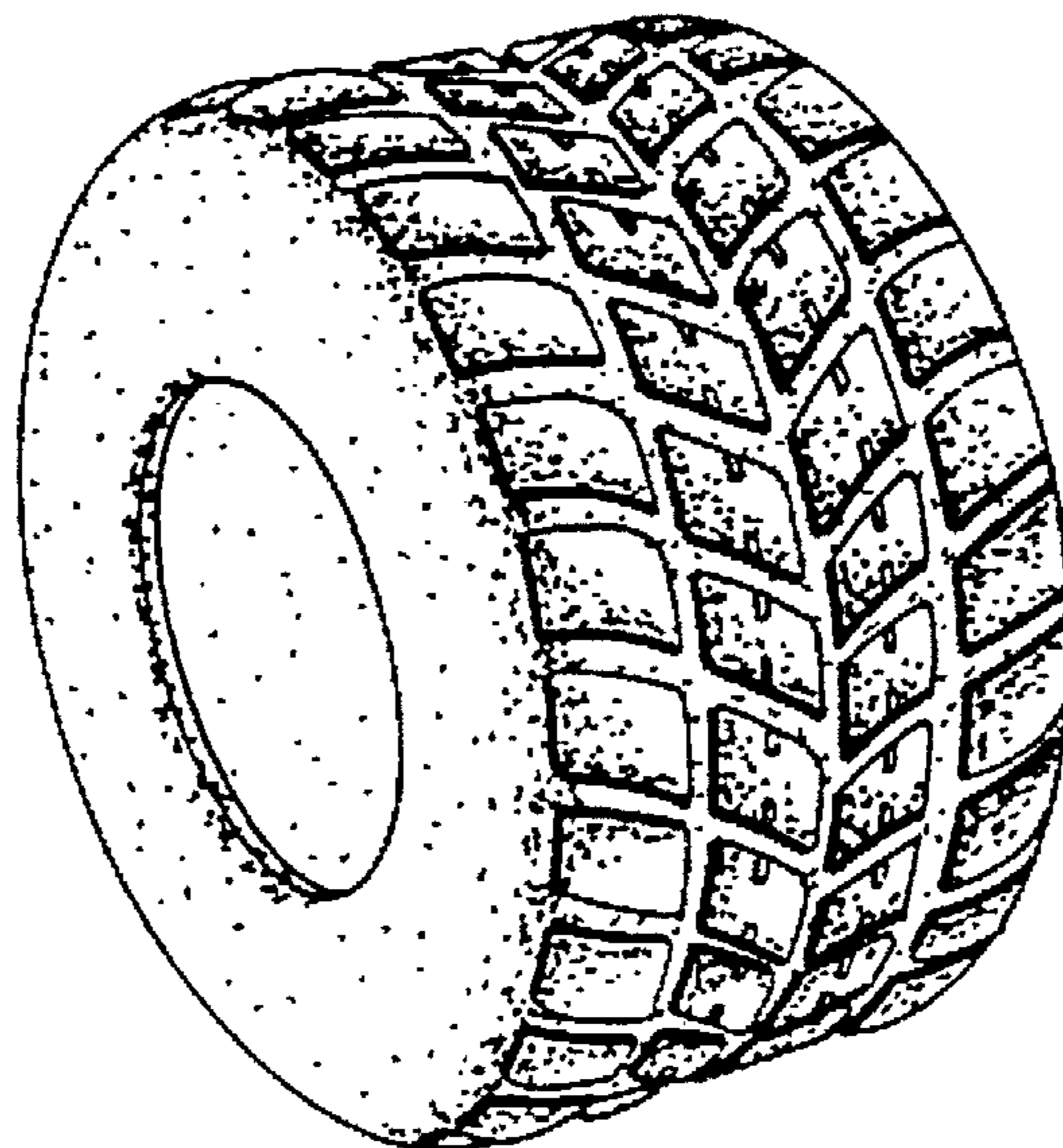
FIG. 1 shows a perspective view of the present design, it being understood that the tread pattern repeats uniformly throughout the circumference of the tire;

FIG. 2 shows a front elevational view of the present design;

FIG. 3 shows a left elevational view of the present design, the opposite side elevational view being identical thereto; and,

FIG. 4 shows an enlarged fragmentary view of the tread design of FIG. 2.

1 Claim, 2 Drawing Sheets



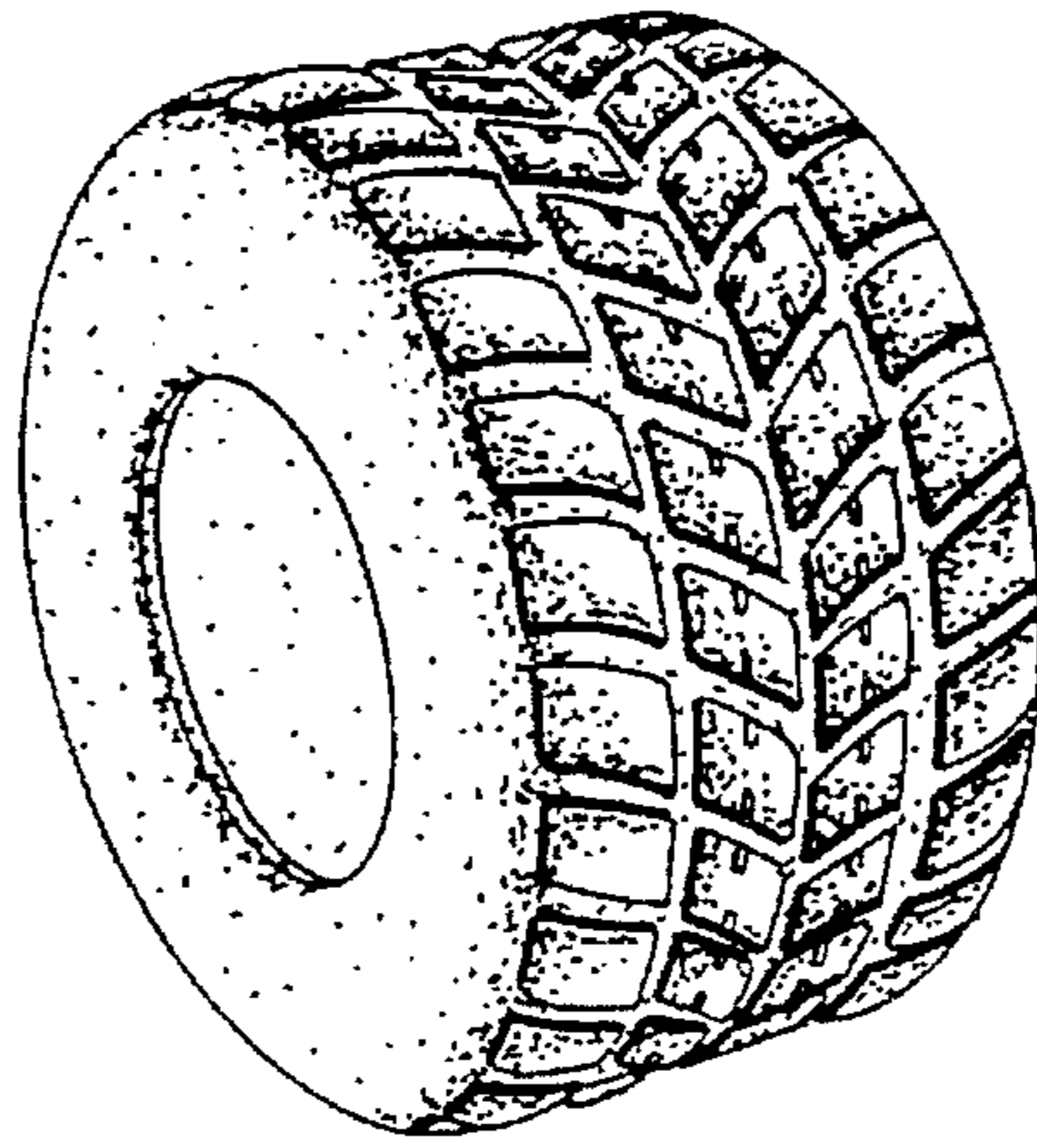


FIG. 1

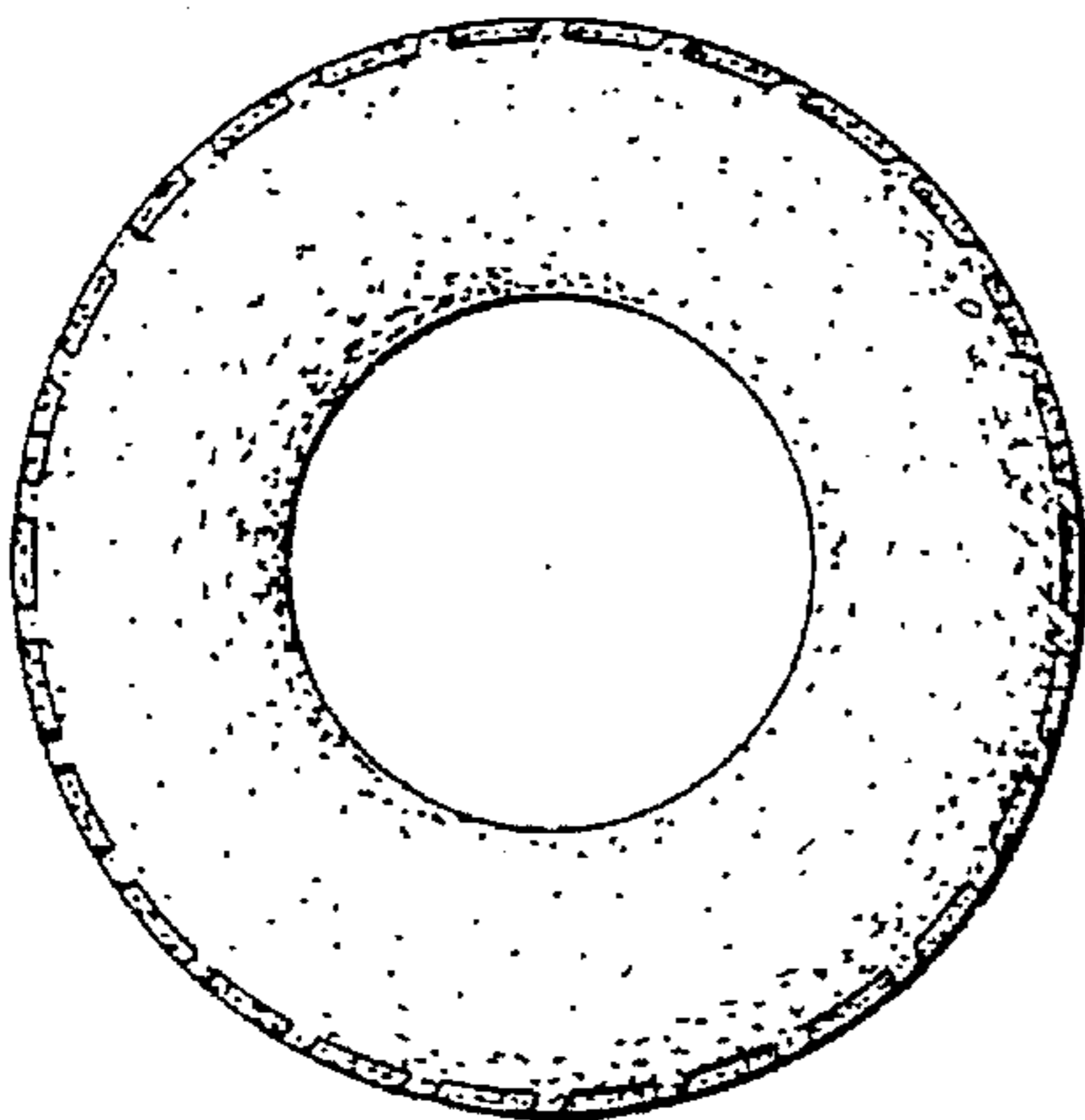


FIG. 3




FIG. 2

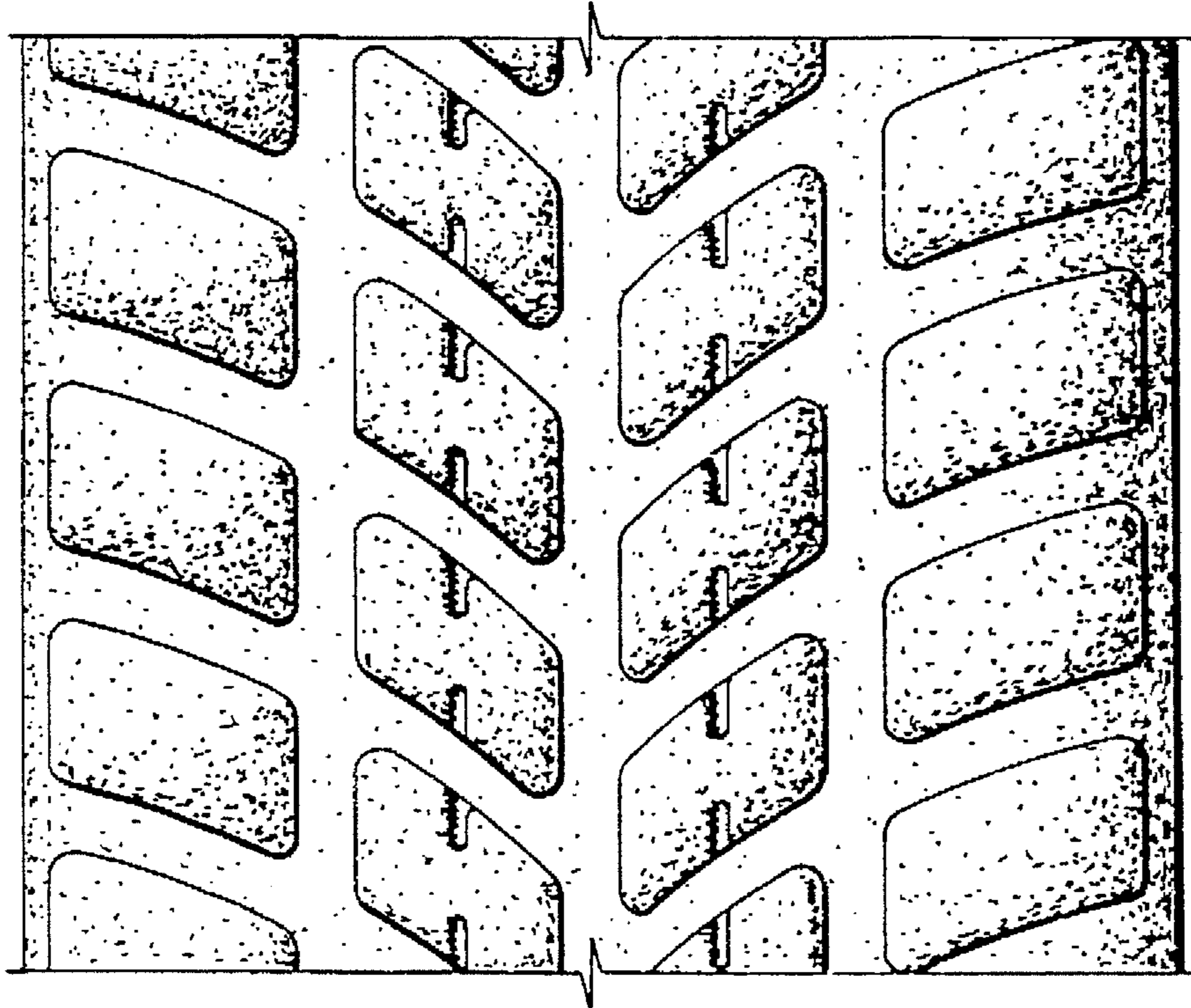


FIG. 4