



US00D381285S

# United States Patent [19]

Cohen

[11] Patent Number: **Des. 381,285**

[45] Date of Patent: **\*\*Jul. 22, 1997**

[54] PIN  
[76] Inventor: **Eric S. Cohen**, 11111 Biscayne Blvd.,  
Apt. 615, Miami, Fla. 33161

[\*\*] Term: **14 Years**

[21] Appl. No.: **44,988**

[22] Filed: **Oct. 5, 1995**

[51] LOC (6) Cl. .... **11-03**

[52] U.S. Cl. .... **D11/43**

[58] Field of Search ..... D11/40, 43, 44,  
D11/95, 46, 47; 63/1.1, 2, 13, 18, 19; 70/459

[56] **References Cited**

**U.S. PATENT DOCUMENTS**

D. 97,175	10/1935	Chernow .....	D11/46
D. 133,409	8/1942	Detkin et al. ....	D11/40
D. 244,765	6/1977	Grenon .....	D11/95
D. 364,734	12/1995	Ben-Zeev et al. ....	D3/208

837,615	12/1906	Dover .....	D11/47
1,394,977	10/1921	Dieges .....	D11/95
2,408,224	9/1946	Palmer .....	D11/95
3,262,223	7/1966	Stoffel .....	D11/95
3,292,779	12/1966	Vogeli, Sr. ....	D11/95

*Primary Examiner*—Ralf Seifert  
*Attorney, Agent, or Firm*—Kirschstein, et al.

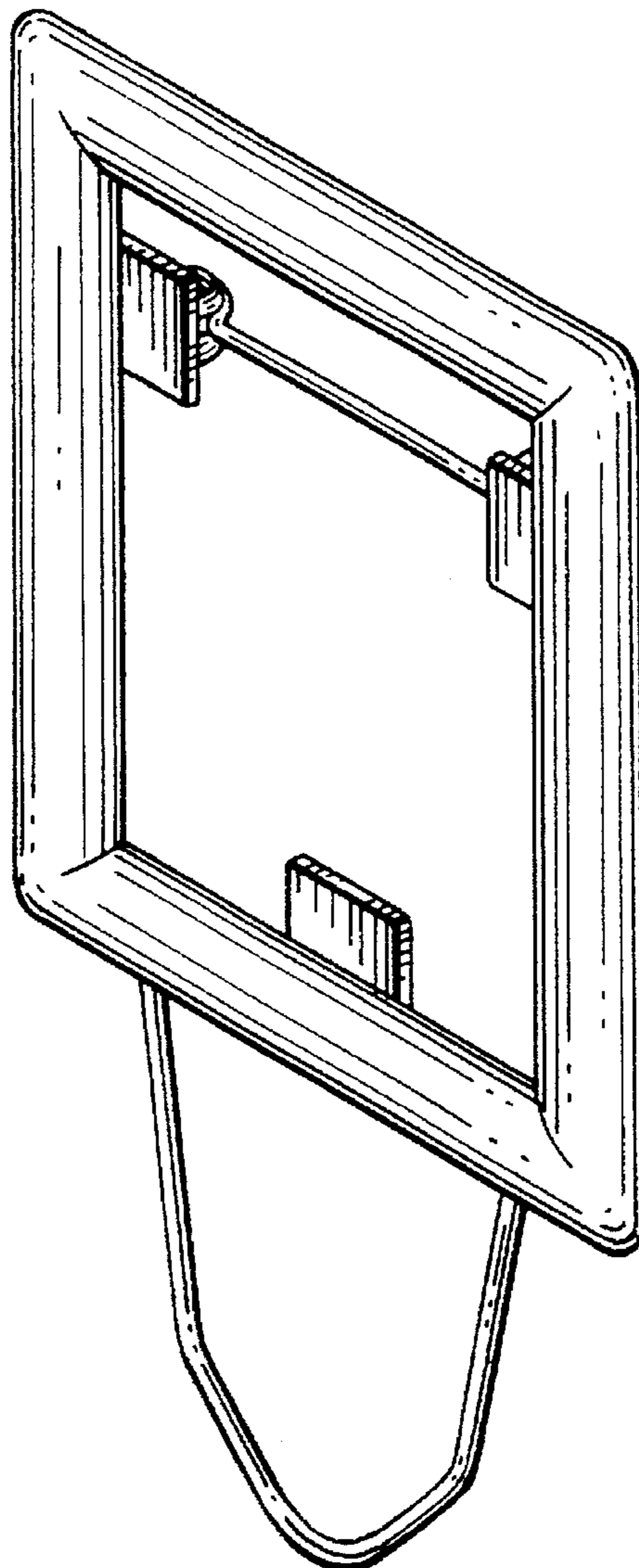
[57] **CLAIM**

The ornamental design for a pin, as shown.

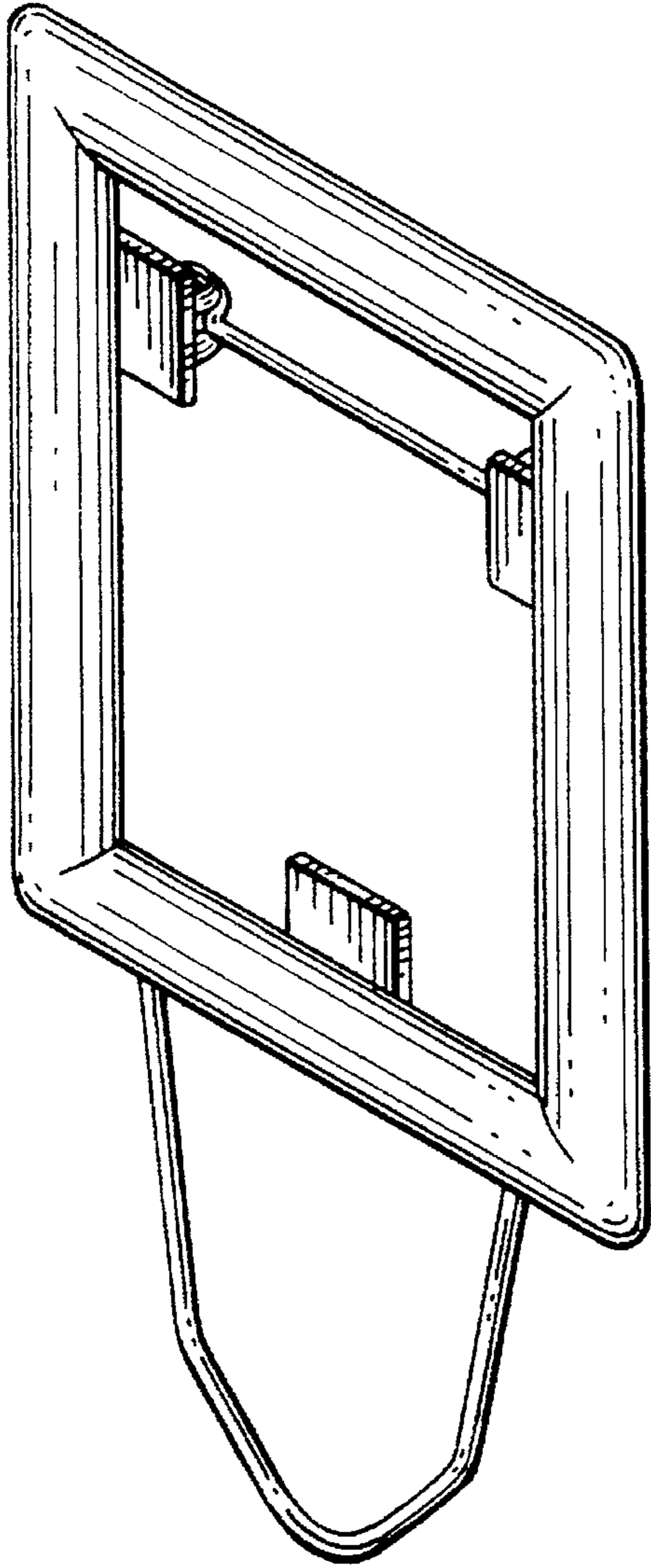
**DESCRIPTION**

FIG. 1 is a perspective view of a pin showing my new design;  
FIG. 2 is a left side elevational view thereof;  
FIG. 3 is a top plan view thereof;  
FIG. 4 is a right side elevational view thereof;  
FIG. 5 is a rear elevational view thereof; and,  
FIG. 6 is a bottom plan view thereof.

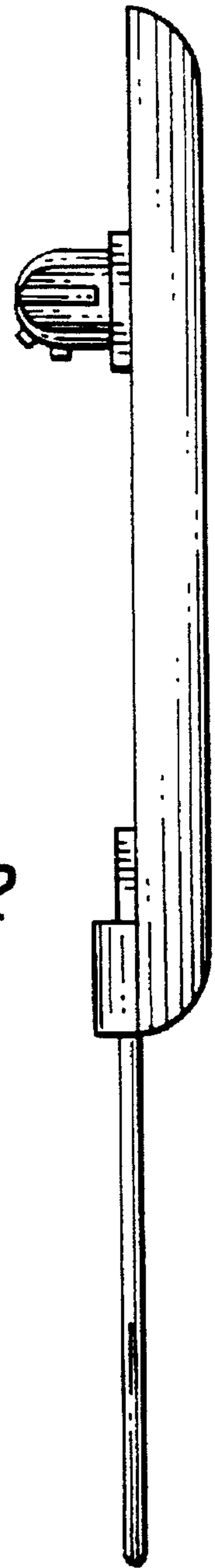
**1 Claim, 2 Drawing Sheets**



*FIG. 1*



*FIG. 2*



*FIG. 3*




FIG. 4

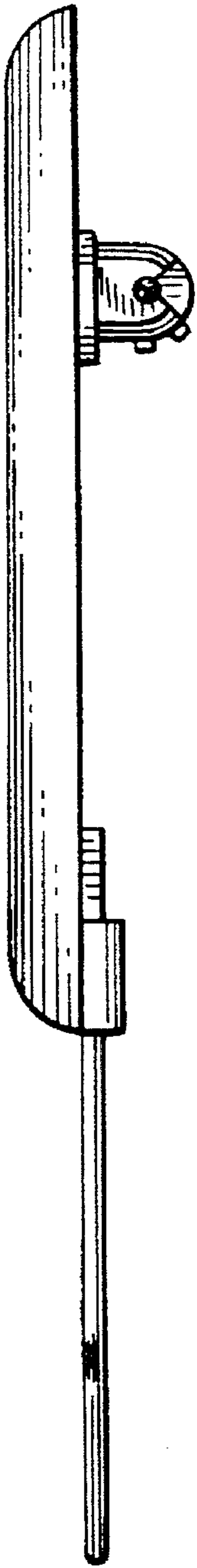


FIG. 5

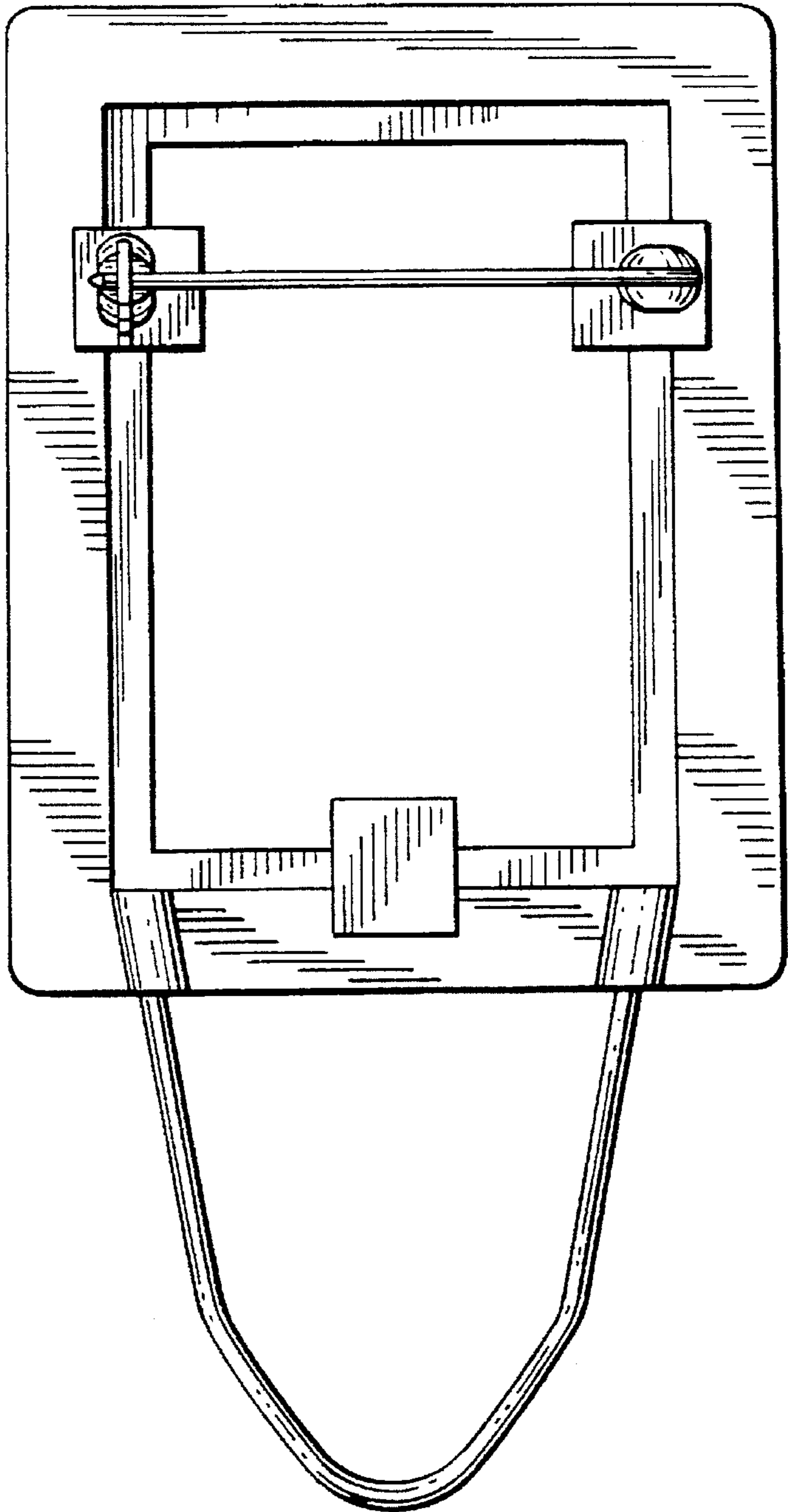


FIG. 6

