



US00D381284S

United States Patent [19]

Ruscitti et al.

[11] Patent Number: **Des. 381,284**

[45] Date of Patent: ****Jul. 22, 1997**

[54] **BRACELET**

[76] Inventors: **Ray S. Ruscitti**, 465 W. Dominion Dr.,
Apt. 1504, Wood Dale, Ill. 60191;
Carol A. Norton, 3 N. 554 Oak La.,
Bensenville, Ill. 60106

[**] Term: **14 Years**

[21] Appl. No.: **55,173**

[22] Filed: **May 31, 1996**

[51] **LOC (6) Cl.** **11-01**

[52] **U.S. Cl.** **D11/11**

[58] **Field of Search** **D11/1-25, 93,**
D11/94; 63/1.1, 2, 6; 59/78, 78.1, 79.3-85

[56] **References Cited**

U.S. PATENT DOCUMENTS

D. 40,321 10/1909 Beetar D11/11

| | | | | |
|------------|---------|------------|-------|--------|
| D. 44,708 | 9/1913 | Kaylor | | D11/11 |
| D. 104,544 | 5/1937 | Prestinari | | D11/12 |
| D. 238,292 | 12/1975 | Durante | | D11/11 |
| D. 329,399 | 9/1992 | Bulgari | | D11/4 |
| 363,885 | 5/1887 | Brown | | D11/11 |
| 1,448,465 | 3/1923 | Sherman | | D11/11 |

Primary Examiner—Ralf Seifert

[57] **CLAIM**

The ornamental design for a bracelet, as shown.

DESCRIPTION

FIG. 1 is a perspective view of a bracelet showing our new design;

FIG. 2 is a front elevation view thereof;

FIG. 3 is a right side elevation view thereof, the opposite side being identical; and,

FIG. 4 is a rear elevation view thereof.

1 Claim, 1 Drawing Sheet




FIG. 1

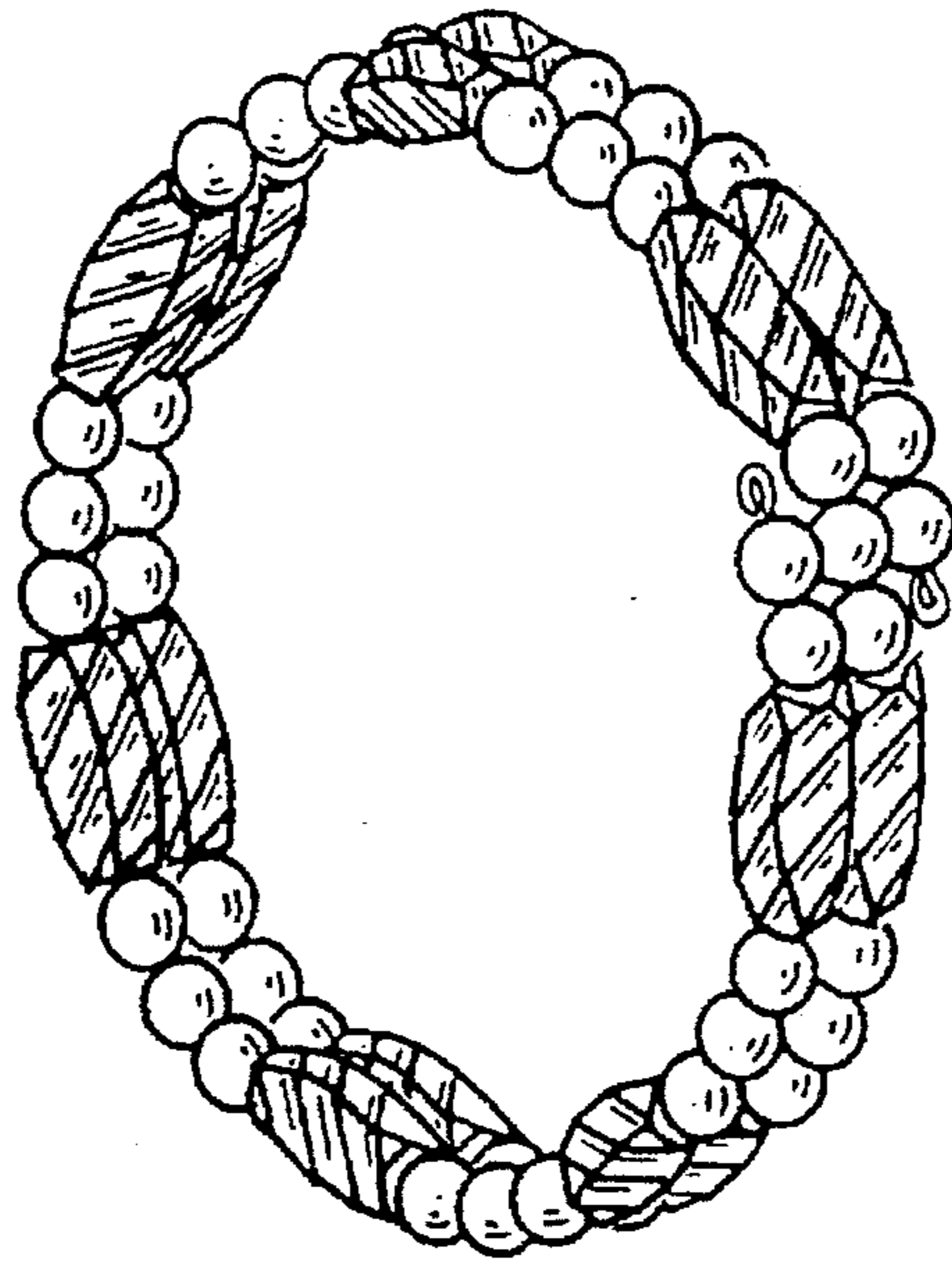


FIG. 2

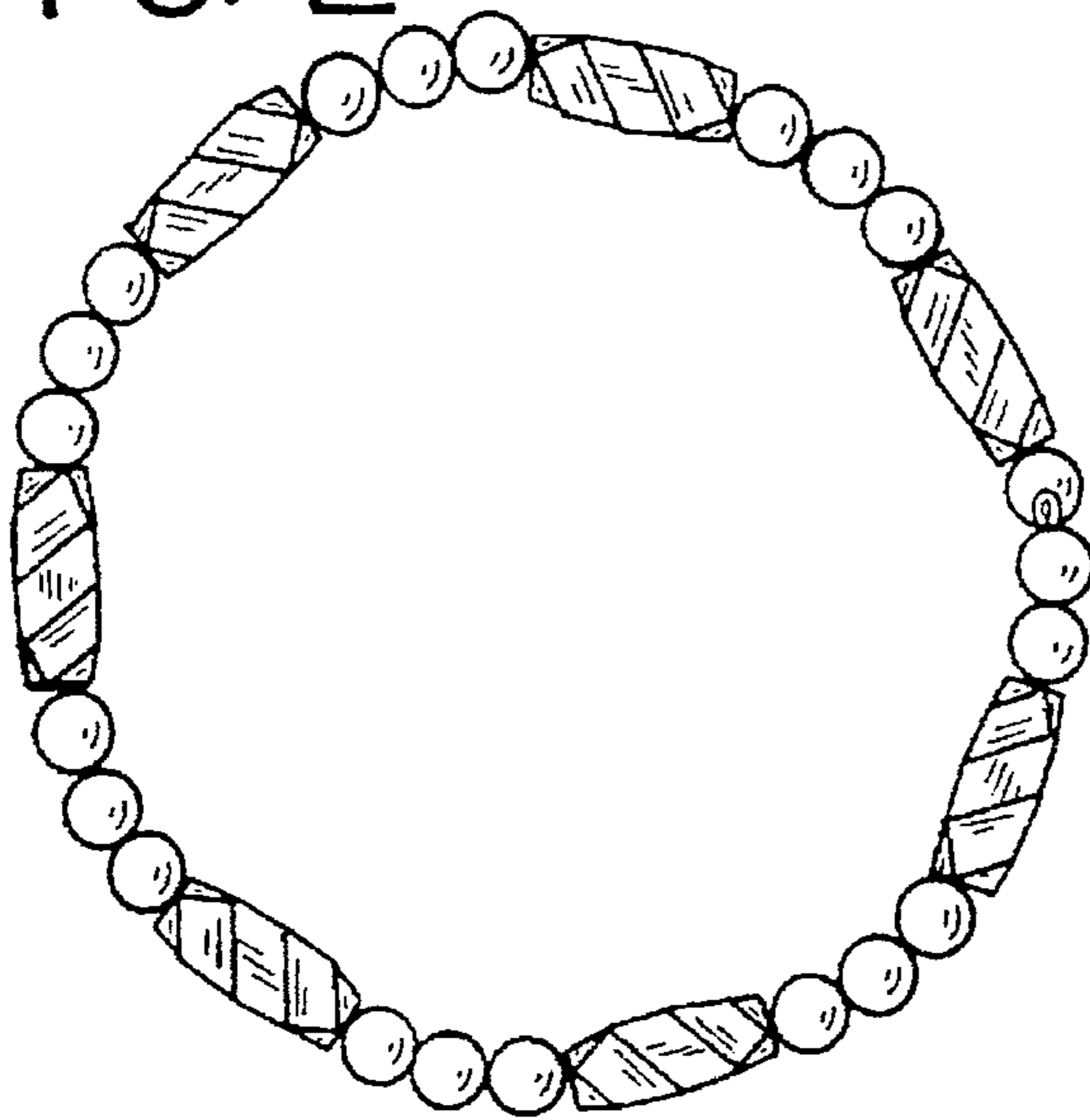


FIG. 3




FIG. 4

