



US00D381282S

United States Patent [19]

Davidson et al.

[11] Patent Number: **Des. 381,282**

[45] Date of Patent: ****Jul. 22, 1997**

[54] MOTORCYCLE ENGINE OIL DIPSTICK

[75] Inventors: **William G. Davidson**, Delafield; **Louis Netz**, Grafton, both of Wis.

[73] Assignee: **Harley Davidson**, Milwaukee, Wis.

[**] Term: **14 Years**

[21] Appl. No.: **42,150**

[22] Filed: **Aug. 2, 1995**

[51] LOC (6) Cl. **10-04**

[52] U.S. Cl. **D10/101**

[58] Field of Search D10/70, 71, 96,
D10/101; D15/150; 73/305-323

[56] References Cited

U.S. PATENT DOCUMENTS

- D. 350,297 9/1994 Weisel D10/101 X
- D. 363,246 10/1995 Angles D10/101
- 4,807,472 2/1989 Brown et al. D10/101 X

OTHER PUBLICATIONS

Custom Chrome 1994 Catalog, pp. 678-679 and 719.
V-Twin 1993 Catalog, p. 416.
Eagle Iron 1993 Parts And Accessories Catalog, p. 57.

Primary Examiner—Antoine Duval Davis
Attorney, Agent, or Firm—Michael, Best & Friedrich

[57] CLAIM

The ornamental design for a motorcycle engine oil dipstick, as shown and described.

DESCRIPTION


FIG. 1 is a perspective view of an ornamental design of a motorcycle engine oil dipstick according to our invention, all other side views being identical;

FIG. 2 is a top view thereof;

FIG. 3 is a side view thereof, the front and rear views being identical thereto; and,

FIG. 4 is a bottom view thereof.

1 Claim, 1 Drawing Sheet






Fig. 1

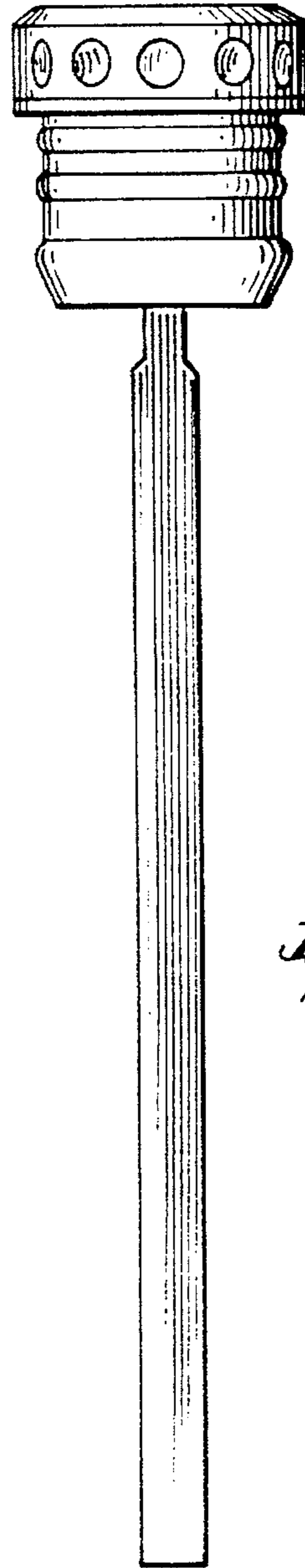


Fig. 3

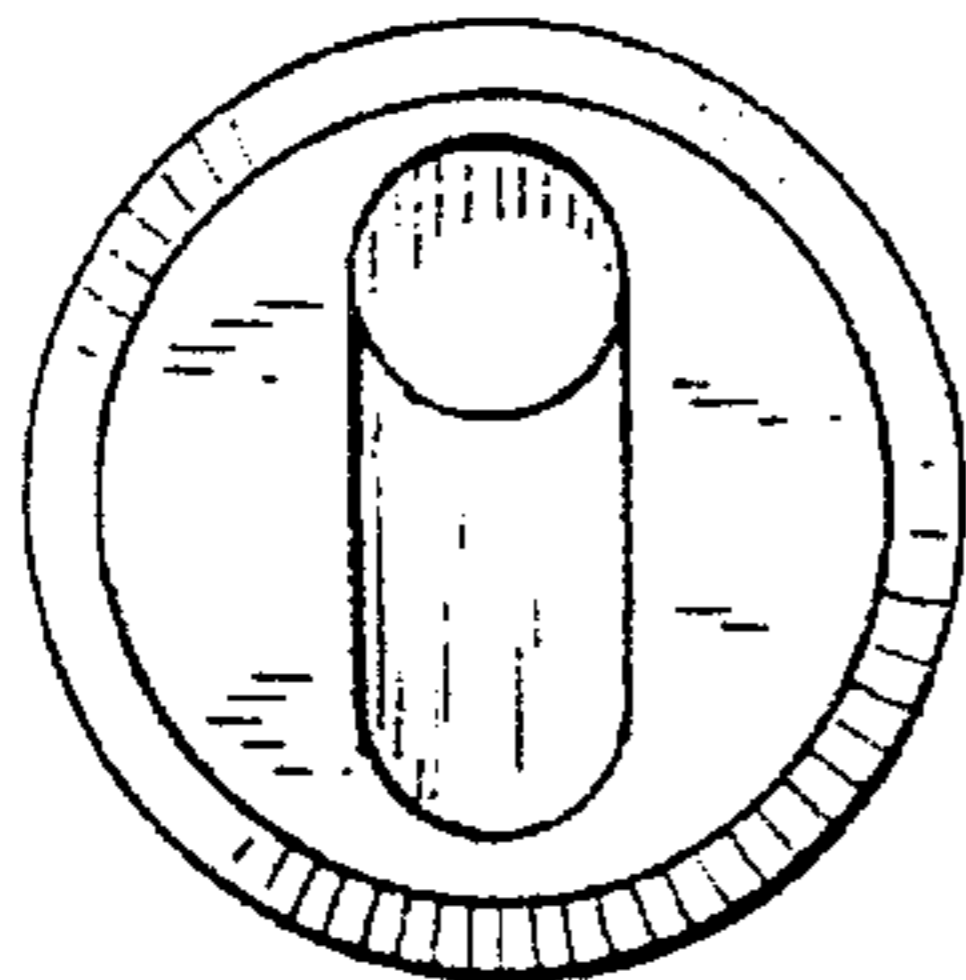


Fig. 2

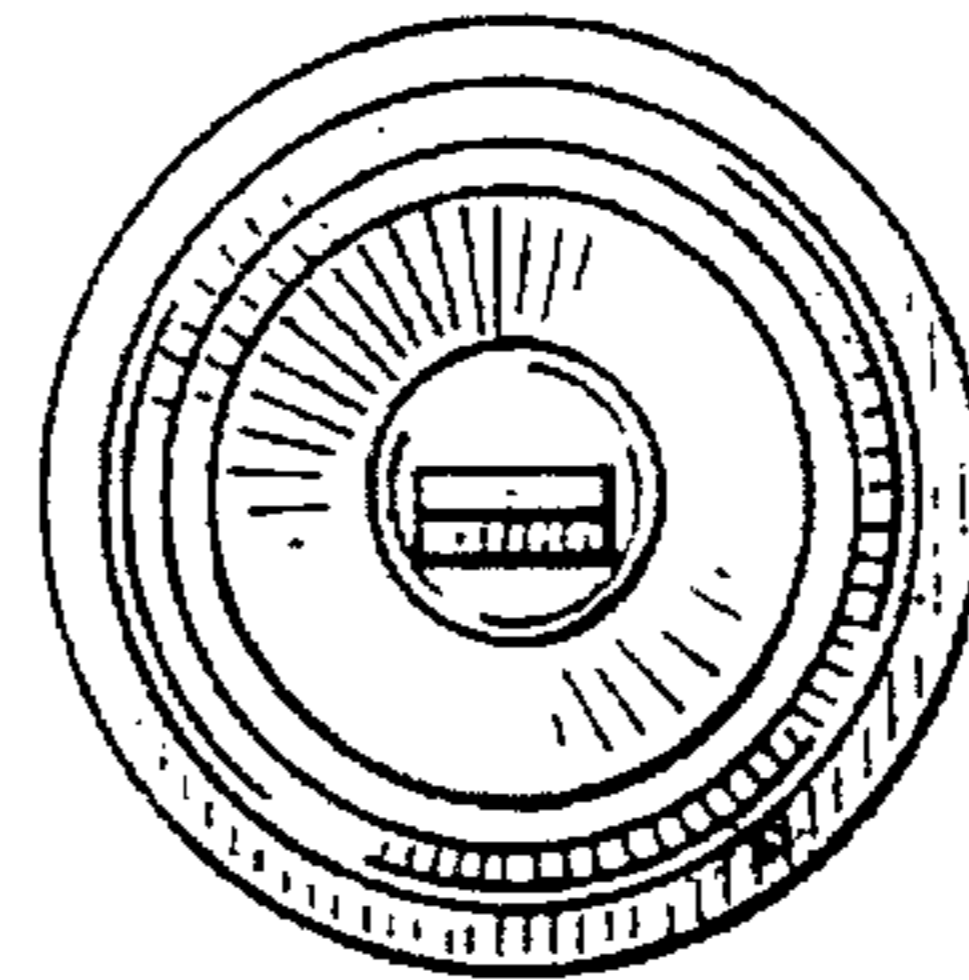


Fig. 4