



US00D381281S

# United States Patent [19]

[11] Patent Number: **Des. 381,281**

Miller et al.

[45] Date of Patent: **\*\*Jul. 22, 1997**

[54] **ELECTRIC METER COVER**

[76] Inventors: **David J. Miller**, 15 Alder Dr., S. Berwick, Me. 03908; **Warren R. Germer**, 9 Fieldstone Cir., Hampton, N.H. 03842; **Raymond E. Fearnley**, 78 Tebbetts Rd., Rochester, N.H. 03867; **Rajiv D. Katwala**, 11A Floral Ave., Dover, N.H. 03820

2,419,100	4/1947	Weaver .....	324/146
2,506,003	5/1950	Triplett .....	324/149
2,514,745	7/1950	Dalzell .....	324/115
5,423,695	6/1995	Robinson et al. ....	324/110
5,473,504	12/1995	Horan et al. ....	324/110 X

*Primary Examiner*—Antoine Duval Davis  
*Attorney, Agent, or Firm*—Fishman, Dionne & Cantor; Richard A. Menelly; Carl B. Horton

[\*\*] Term: **14 Years**

[57] **CLAIM**

[21] Appl. No.: **47,289**

The ornamental design for an electric meter cover, as shown and described.

[22] Filed: **Nov. 30, 1995**

**DESCRIPTION**

[51] LOC (6) Cl. .... **10-04**

[52] U.S. Cl. .... **D10/100**

[58] Field of Search ..... D10/99, 100; 324/110, 324/115, 119, 146, 149, 156; 340/870.02, 870.03; 361/364, 366, 367, 368, 372, 667

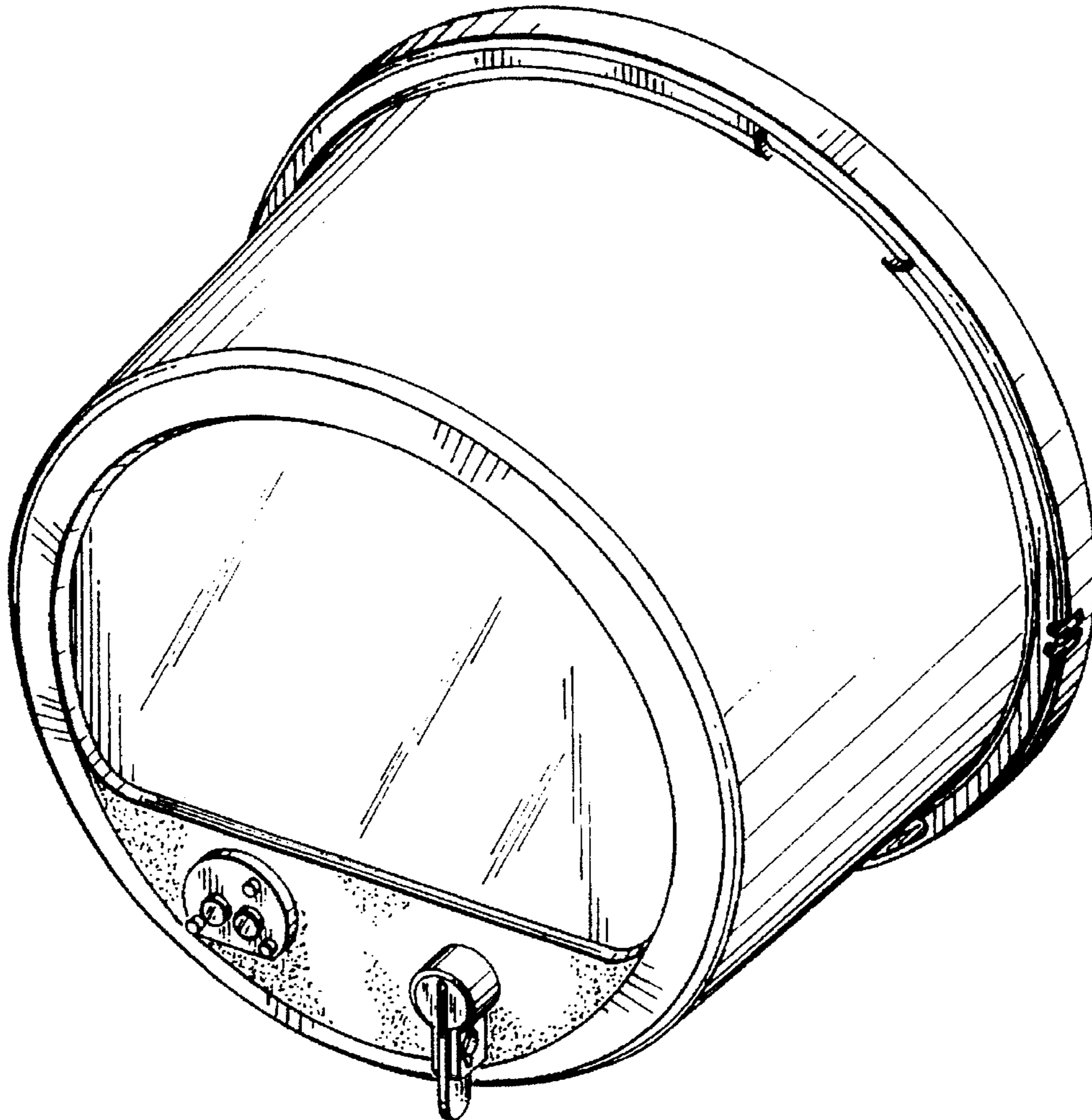
FIG. 1 is a perspective view of the electric meter cover of the invention;  
FIG. 2 is a top view of the electric meter cover illustrated in FIG. 1;  
FIG. 3 is a front elevation view thereof;  
FIG. 4 is a left side view thereof;  
FIG. 5 is a right side view thereof;  
FIG. 6 shows a rear end view thereof; and,  
FIG. 7 is a bottom view thereof.

[56] **References Cited**

**U.S. PATENT DOCUMENTS**

D. 320,362 10/1991 Edwards et al. .... D10/99

**1 Claim, 4 Drawing Sheets**



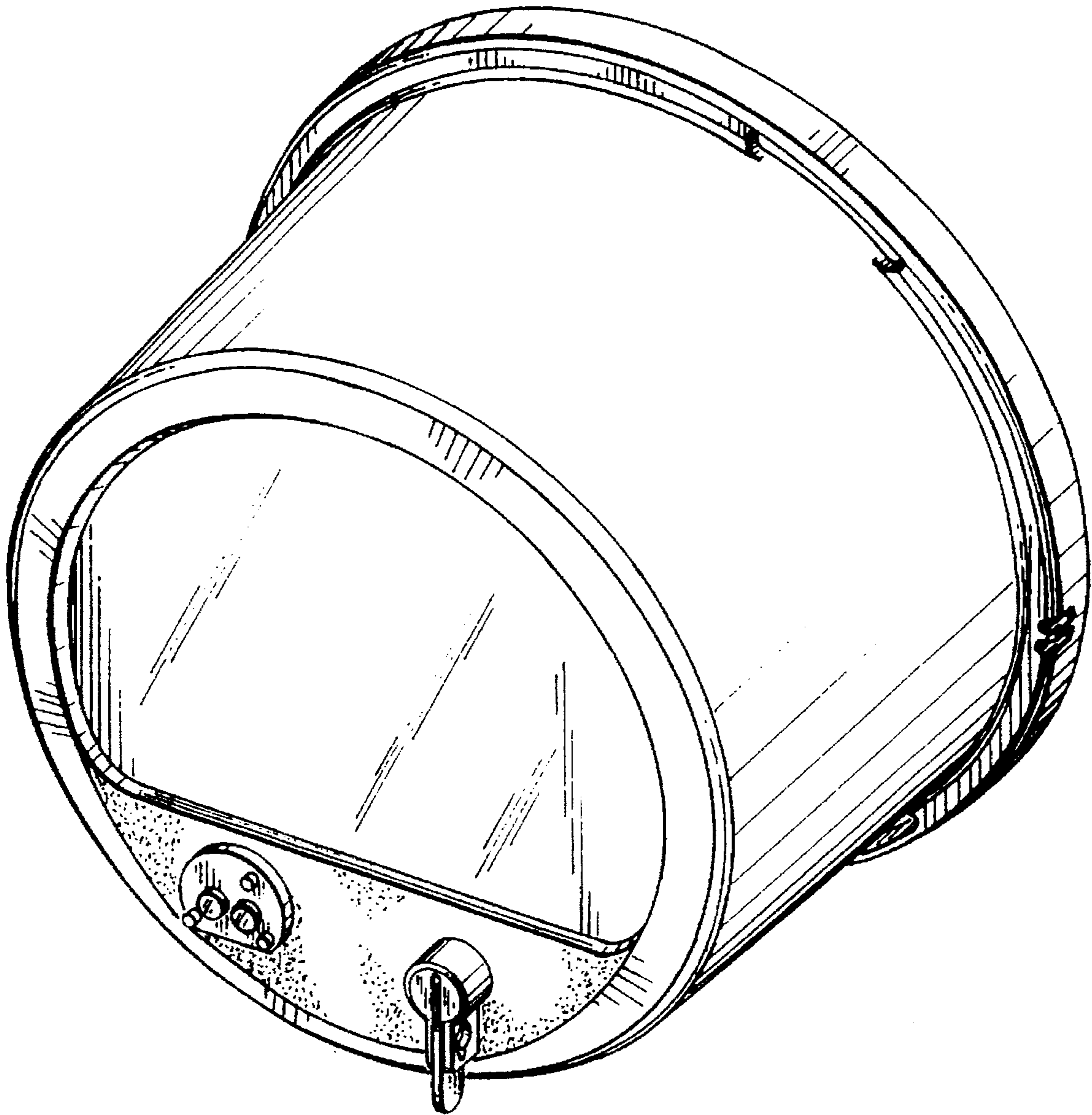


FIG. 1

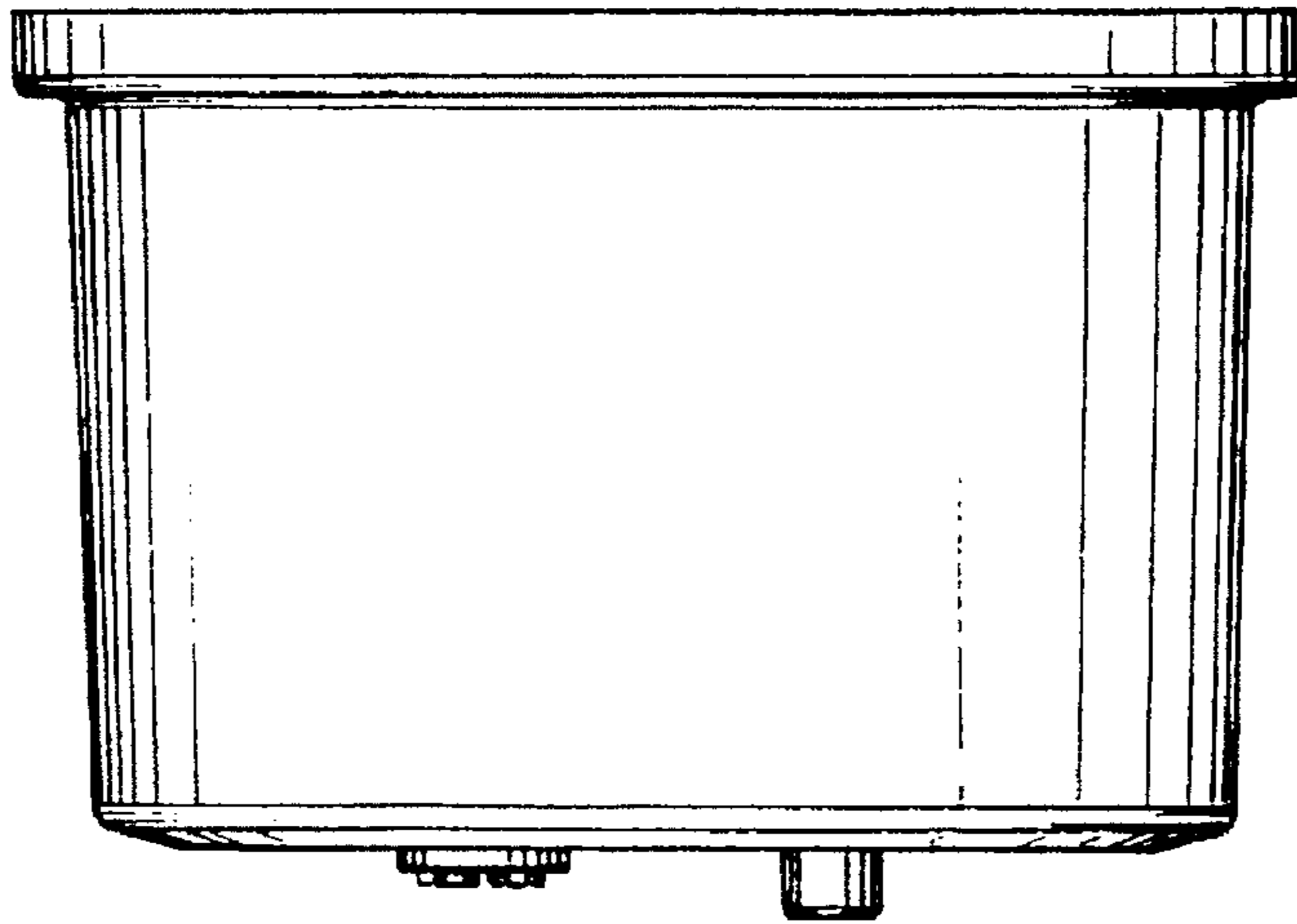


FIG. 2

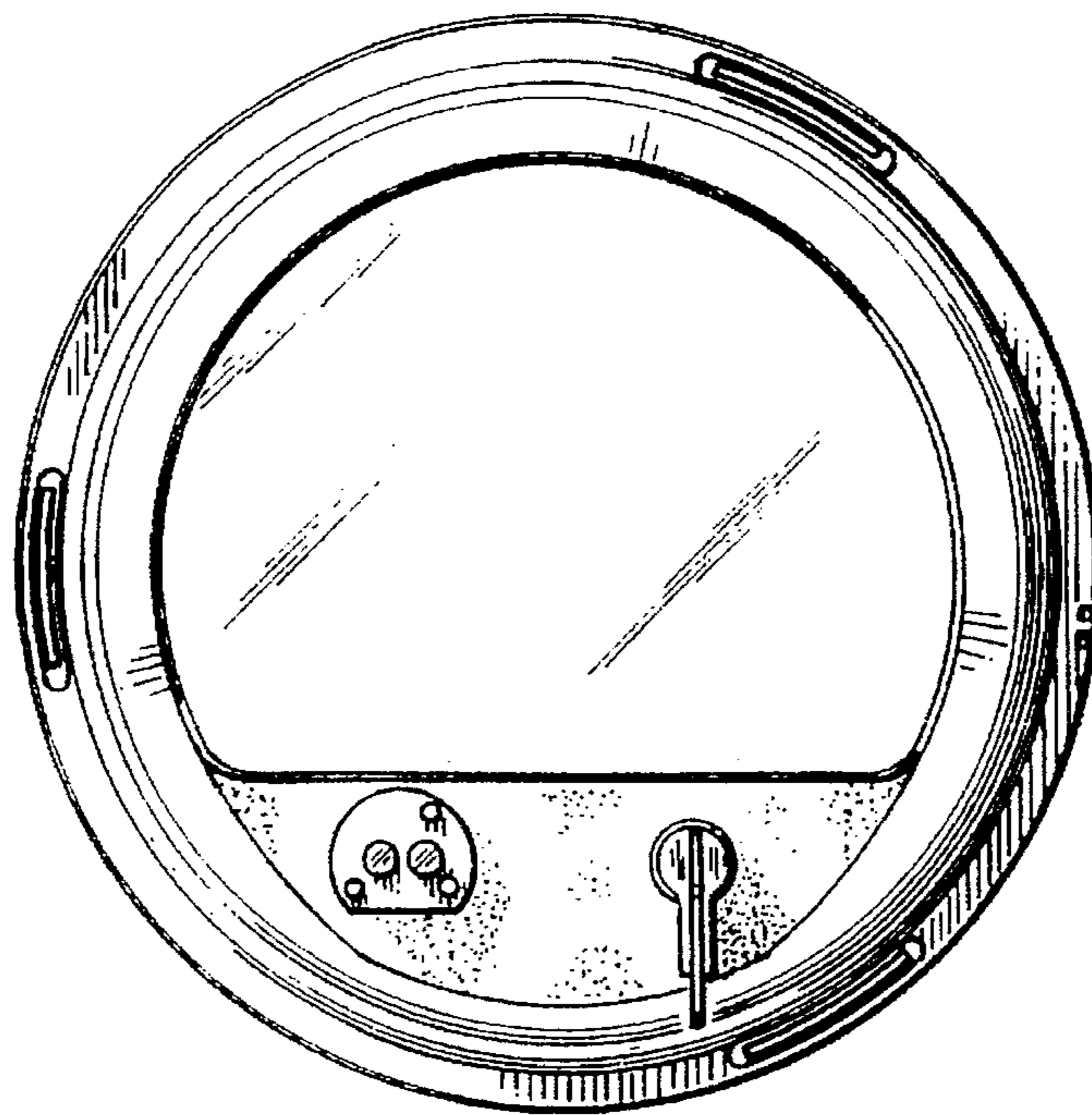


FIG. 3




FIG. 4

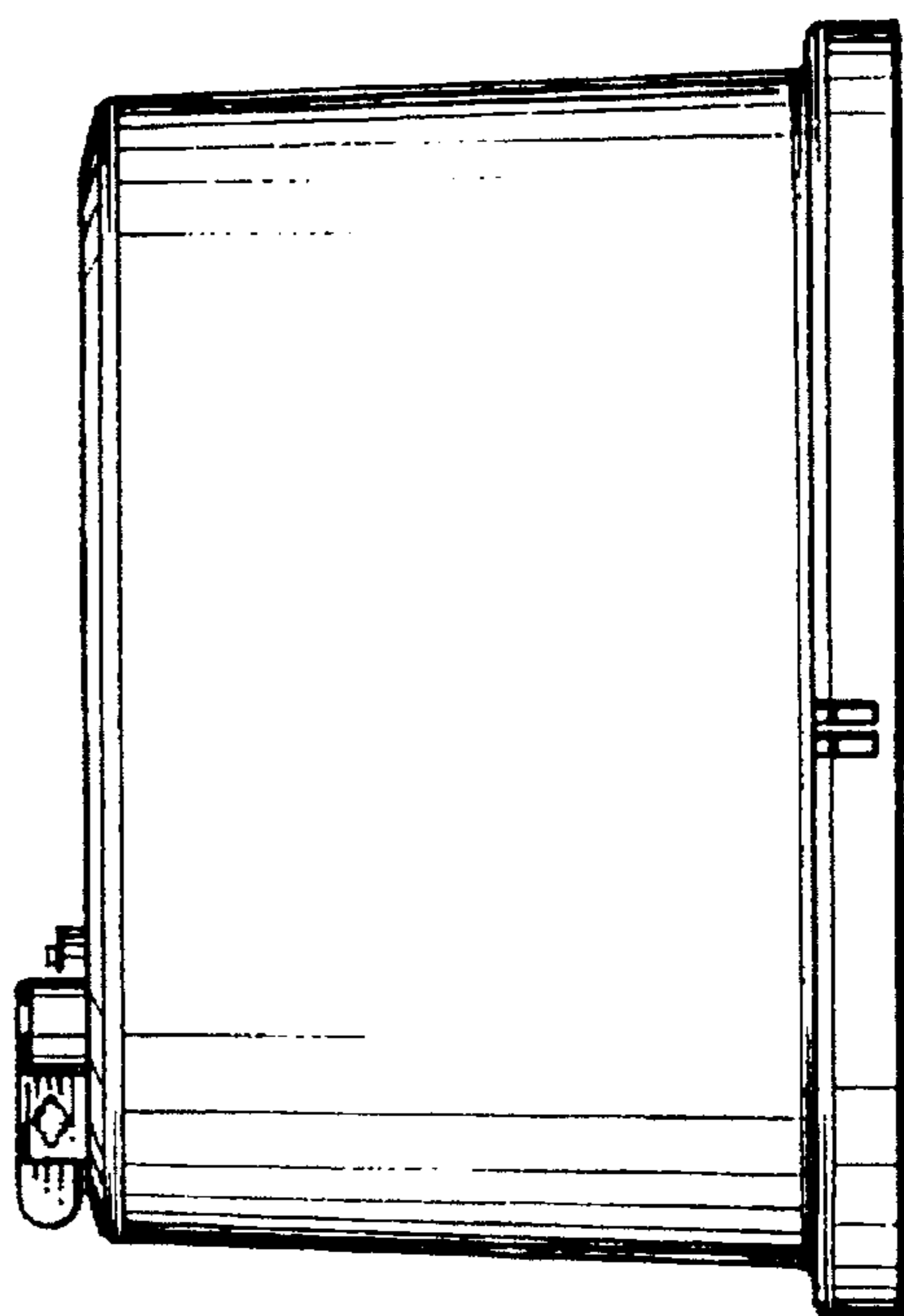


FIG. 5

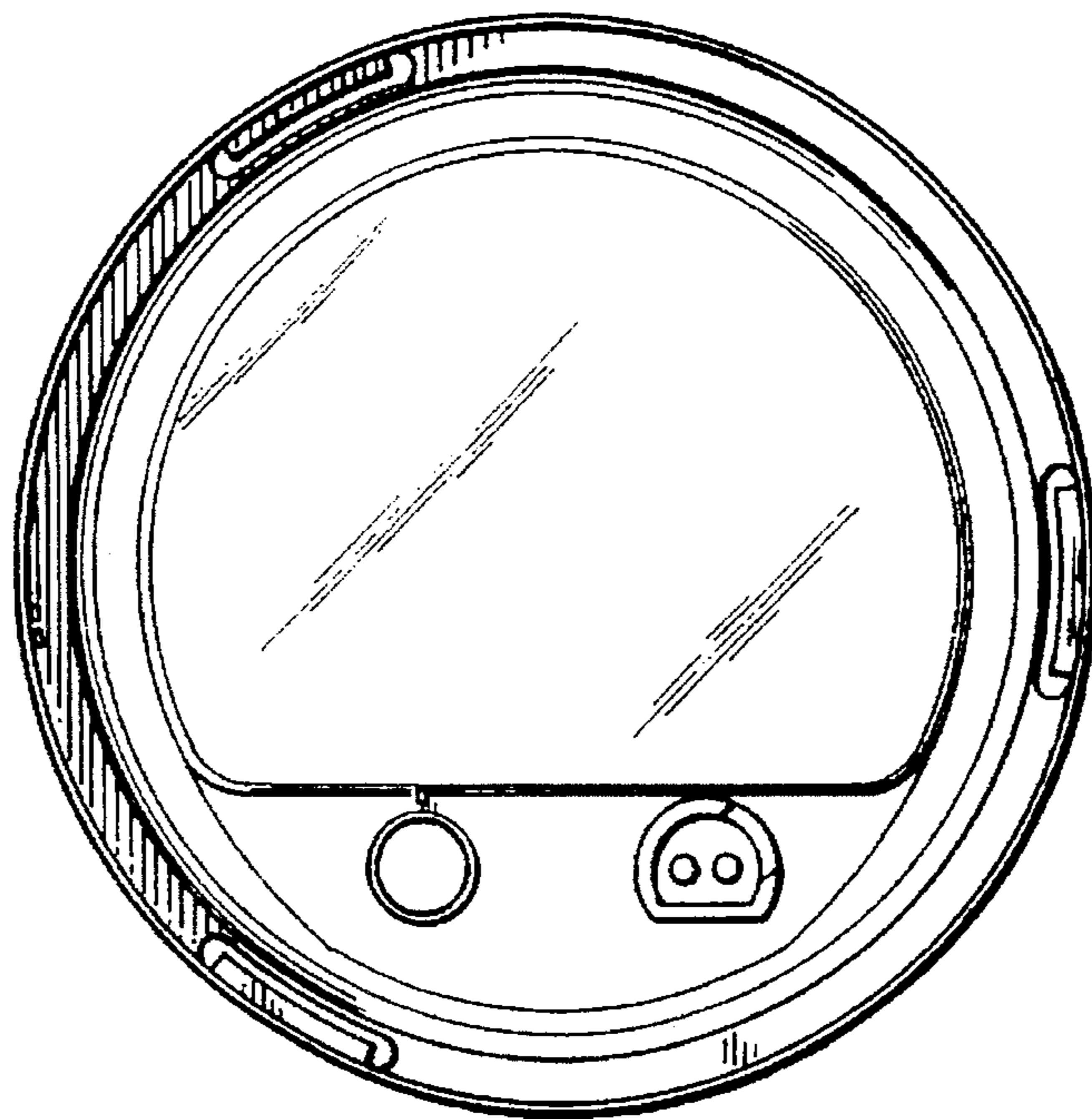


FIG. 6




FIG. 7

UNITED STATES PATENT AND TRADEMARK OFFICE  
**CERTIFICATE OF CORRECTION**

PATENT NO. : Des. 381,281  
APPLICATION NO. : 29/047289  
DATED : July 22, 1997  
INVENTOR(S) : David J. Miller et al.

Page 1 of 1

It is certified that error appears in the above-identified patent and that said Letters Patent is hereby corrected as shown below:

Cover page, **Assignee** section should be inserted to reflect --General Electric Company, New York, NY-- as the Assignee.

Signed and Sealed this

Thirtieth Day of January, 2007

A handwritten signature in black ink on a dotted background. The signature reads "Jon W. Dudas" in a cursive style.

JON W. DUDAS

*Director of the United States Patent and Trademark Office*