



US00D381276S

United States Patent [19]

Dobashi et al.

[11] Patent Number: **Des. 381,276**

[45] Date of Patent: ****Jul. 22, 1997**

[54] **WATCHCASE**

[75] Inventors: **Toshiyuki Dobashi; Hisao Sato**, both of Chiba, Japan

[73] Assignee: **Seiko Instruments Inc.**, Japan

[**] Term: **14 Years**

[21] Appl. No.: **41,560**

[22] Filed: **Jul. 18, 1995**

[30] **Foreign Application Priority Data**

Feb. 21, 1995 [GB] United Kingdom 2045494

[51] **LOC (6) Cl.** **10-02**

[52] **U.S. Cl.** **D10/30**

[58] **Field of Search** D10/1-40, 122-132; 368/82-84, 223, 228, 229, 232, 239-242, 280-282, 285, 290

[56] **References Cited**

U.S. PATENT DOCUMENTS

D. 287,341 12/1986 Grimes D10/30
D. 293,552 1/1988 Sakamaki D10/38 X

D. 293,892 1/1988 Ichikawa D10/30 X
D. 301,692 6/1989 Wakamatsu D10/30 X
D. 329,388 9/1992 Takahashi D10/30
D. 339,749 9/1993 Ishizaka D10/30 X
D. 349,249 8/1994 Nakai D10/30 X
D. 353,105 12/1994 Houlihan D10/30

Primary Examiner—James Gandy
Assistant Examiner—Caron D. Veynar
Attorney, Agent, or Firm—Adams & Wilks


[57] **CLAIM**

The ornamental design for a watchcase, as shown and described.

DESCRIPTION

FIG. 1 is a front elevational view of a watchcase showing our new design;
FIG. 2 is a rear elevational view thereof;
FIG. 3 is a top plan view thereof;
FIG. 4 is a bottom plan view thereof;
FIG. 5 is a left side elevational view thereof;
FIG. 6 is a right side elevational view thereof; and,
FIG. 7 is a perspective view thereof.

1 Claim, 1 Drawing Sheet






FIG. 1




FIG. 2




FIG. 3




FIG. 4




FIG. 5




FIG. 6




FIG. 7