



US00D381268S

United States Patent [19]

Rush et al.

[11] Patent Number: Des. 381,268

[45] Date of Patent: **Jul. 22, 1997

[54] CUP LID

[75] Inventors: **Jonathan Edward Rush**, Phillipsburg, N.J.; **Margaret Virginia Graver**, Bath; **Michael Thomas Grolemond**, Easton, both of Pa.

[73] Assignee: **James River Corporation of Virginia**, Richmond, Va.

[**] Term: 14 Years

[21] Appl. No.: 47,762

[22] Filed: Dec. 12, 1995

[51] LOC (6) Cl. 09-07

[52] U.S. Cl. D9/452

[58] Field of Search D9/435, 436, 452, D9/454, 503; D7/391, 392.1, 510, 511, 629; 206/503, 508; 220/254, 306

3,893,567	7/1975	Davis et al. .	
3,967,731	7/1976	Boduch .	
4,215,797	8/1980	Chen .	
4,275,815	6/1981	Davis .	
4,421,244	12/1983	Van Melle .	
4,512,493	4/1985	Von Holdt	206/508 X
4,687,117	8/1987	Terauds .	
4,703,857	11/1987	Jahnen et al. .	
4,782,976	11/1988	Kenyon, II	220/306
5,377,861	1/1995	Landis .	

Primary Examiner—James Gandy

Assistant Examiner—Cathron B. Matta

Attorney, Agent, or Firm—Sixbey, Friedman, Leedom & Ferguson, P.C.; Charles M. Leedom, Jr.; Donald R. Studebaker

[57] CLAIM

The ornamental design for a cup lid, as shown and described.

DESCRIPTION

FIG. 1 is a perspective view of the cup lid showing our new design;

FIG. 2 is a side elevational view of the cup lid of FIG. 1;

FIG. 3 is a top plan view of the cup lid of FIG. 1;

FIG. 4 is a bottom plan view of the cup lid of FIG. 1; and

FIG. 5 is an enlarged cross sectional view taken diametrically across the cup lid of FIG. 1 and broken away in the middle for convenience of illustration.

1 Claim, 3 Drawing Sheets

[56] References Cited

U.S. PATENT DOCUMENTS

D. 260,492	9/1981	Scott	D9/452
3,091,360	5/1963	Edwards .	
3,112,841	12/1963	Martinelli .	
3,339,792	9/1967	Biglin .	
3,353,708	11/1967	Davis .	
3,880,288	4/1975	Hunter	206/508

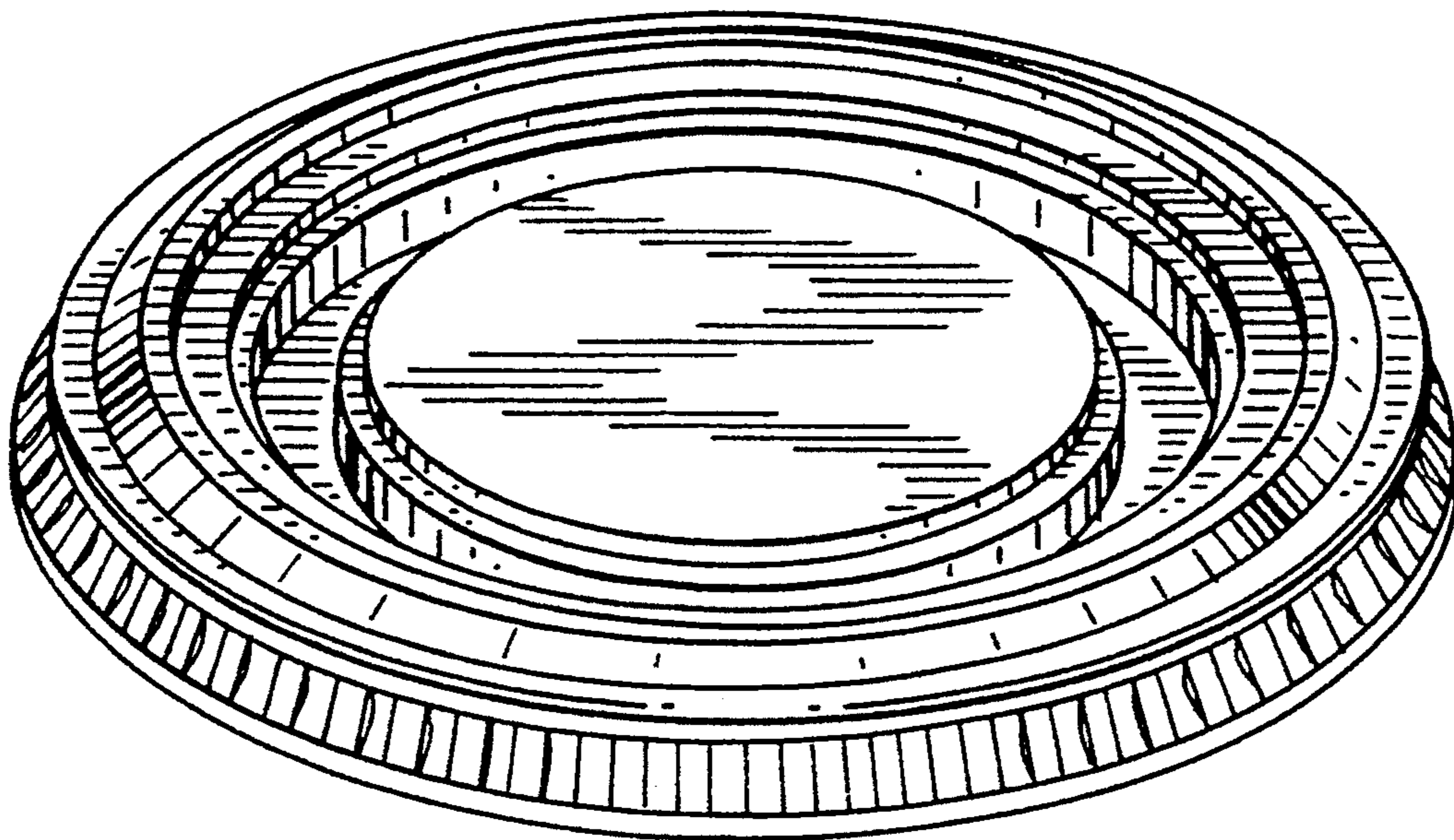


FIG. 1

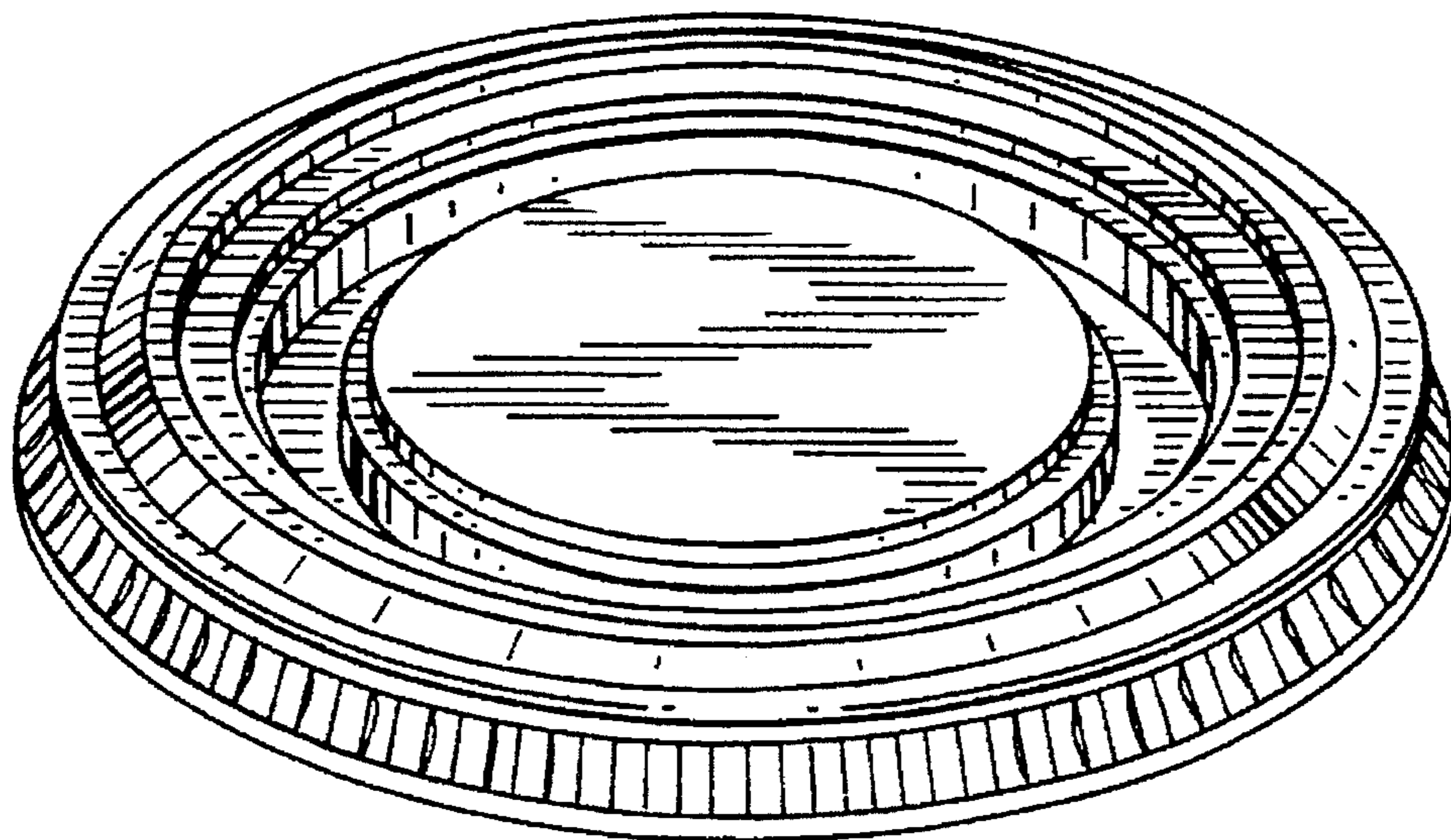


FIG. 2

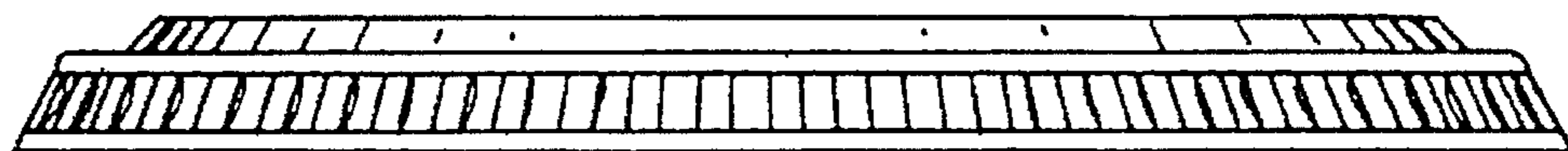


FIG. 3

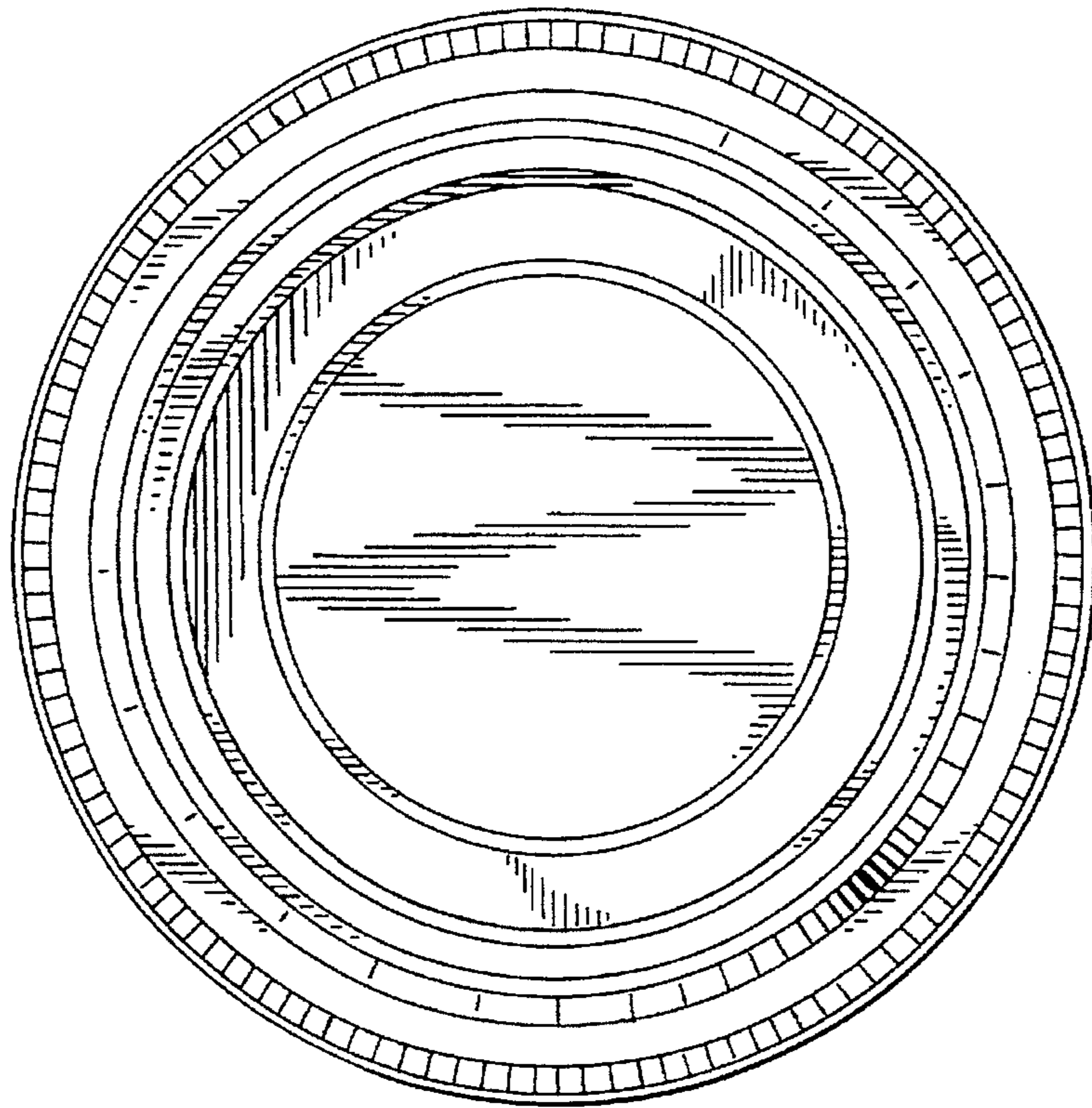


FIG. 4

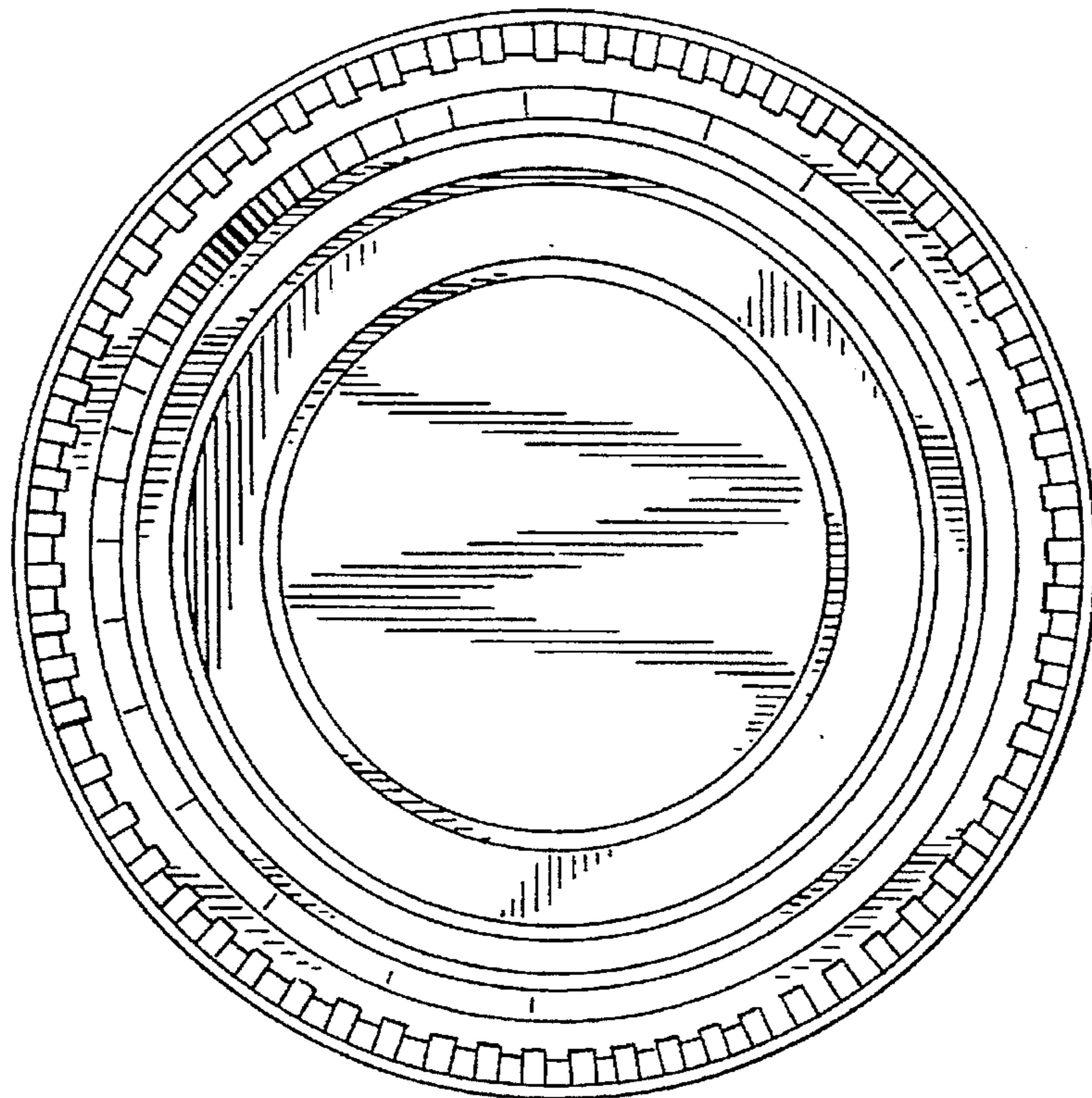


FIG. 5

