



US00D381267S

# United States Patent [19]

Rush et al.

[11] Patent Number: Des. 381,267

[45] Date of Patent: \*\*Jul. 22, 1997

[54] CUP LID  
[75] Inventors: Jonathan Edward Rush, Phillipsburg, N.J.; Margaret Virginia Graver, Bath; Michael Thomas Grolemond, Easton, both of Pa.

[73] Assignee: James River Corporation of Virginia, Richmond, Va.

[\*\*] Term: 14 Years

[21] Appl. No.: 47,761

[22] Filed: Dec. 12, 1995

[51] LOC (6) CL. .... 09-07  
[52] U.S. Cl. .... D9/452  
[58] Field of Search ..... D9/435, 436, 452, D9/503; D7/391, 392.1, 510, 511, 629; 206/503, 508; 220/254, 306

3,893,567 7/1975 Davis et al. .  
3,967,731 7/1976 Boduch .  
4,215,797 8/1980 Chen .  
4,275,815 6/1981 Davis .  
4,421,244 12/1983 Van Melle .  
4,512,493 4/1985 Von Holdt ..... 206/508 X  
4,687,117 8/1987 Terauds .  
4,703,857 11/1987 Jahnen et al. .  
4,782,976 11/1988 Kenyon, II ..... 220/306  
5,377,861 1/1995 Landis .

Primary Examiner—James Gandy  
Assistant Examiner—Cathron B. Matta  
Attorney, Agent, or Firm—Sixbey, Friedman, Leedom & Ferguson, P.C.; Charles M. Leedom, Jr.; Donald R. Studebaker

## [57] CLAIM

The ornamental design for a cup lid, as shown and described.

## DESCRIPTION

FIG. 1 is a perspective view of the cup lid showing our new design;  
FIG. 2 is a side elevational view of the cup lid of FIG. 1;  
FIG. 3 is a top plan view of the cup lid of FIG. 1;  
FIG. 4 is a bottom plan view of the cup lid of FIG. 1; and  
FIG. 5 is an enlarged cross sectional view taken diametrically across the cup lid of FIG. 1 and broken away in the middle for convenience of illustration.

1 Claim, 3 Drawing Sheets

[56] References Cited  
U.S. PATENT DOCUMENTS  
D. 260,492 9/1981 Scott ..... D9/452  
3,091,360 5/1963 Edwards .  
3,112,841 12/1963 Martinelli .  
3,339,792 9/1967 Biglin .  
3,353,708 11/1967 Davis .  
3,880,288 4/1975 Hunter ..... 206/508

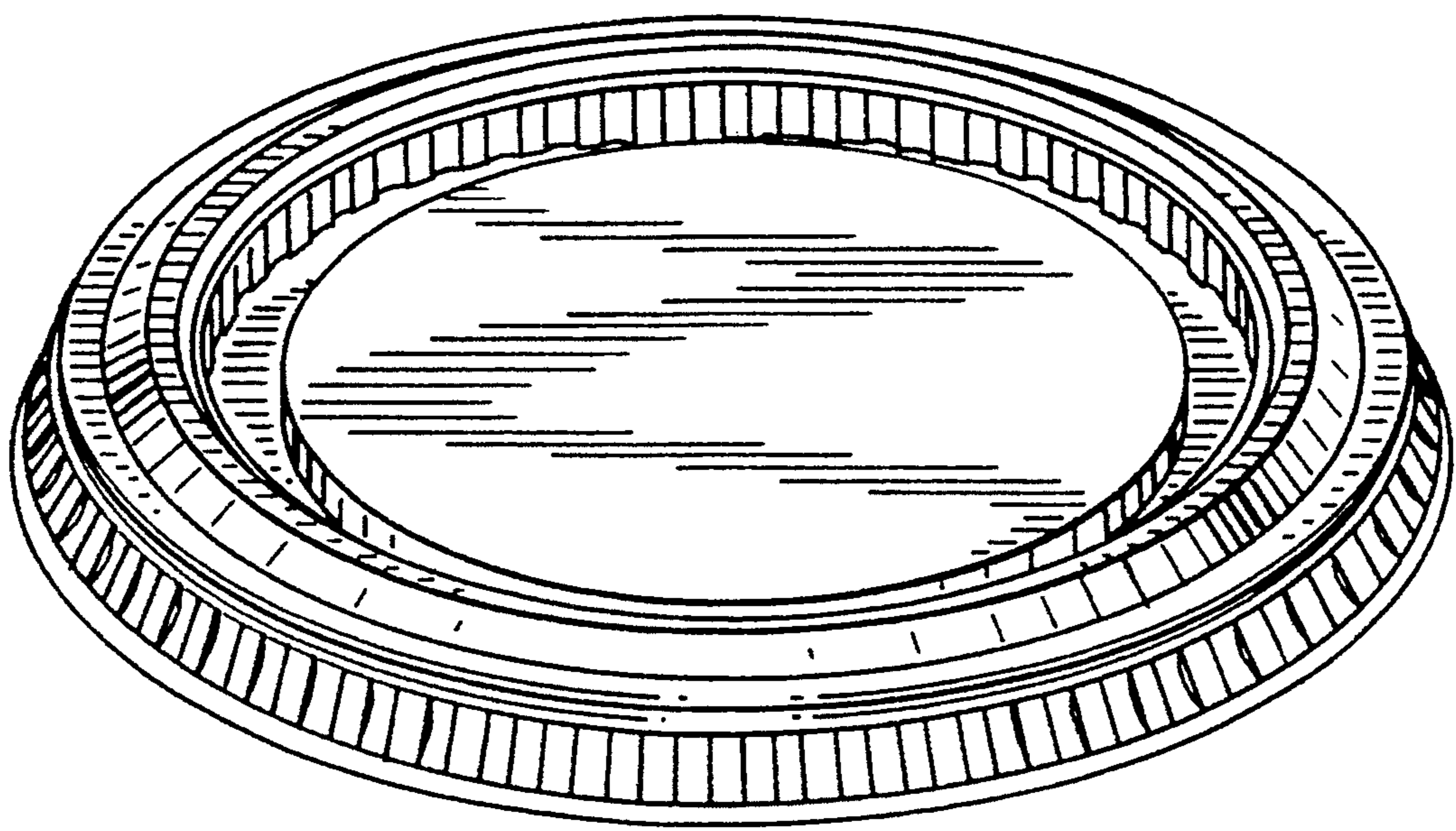


FIG. 1

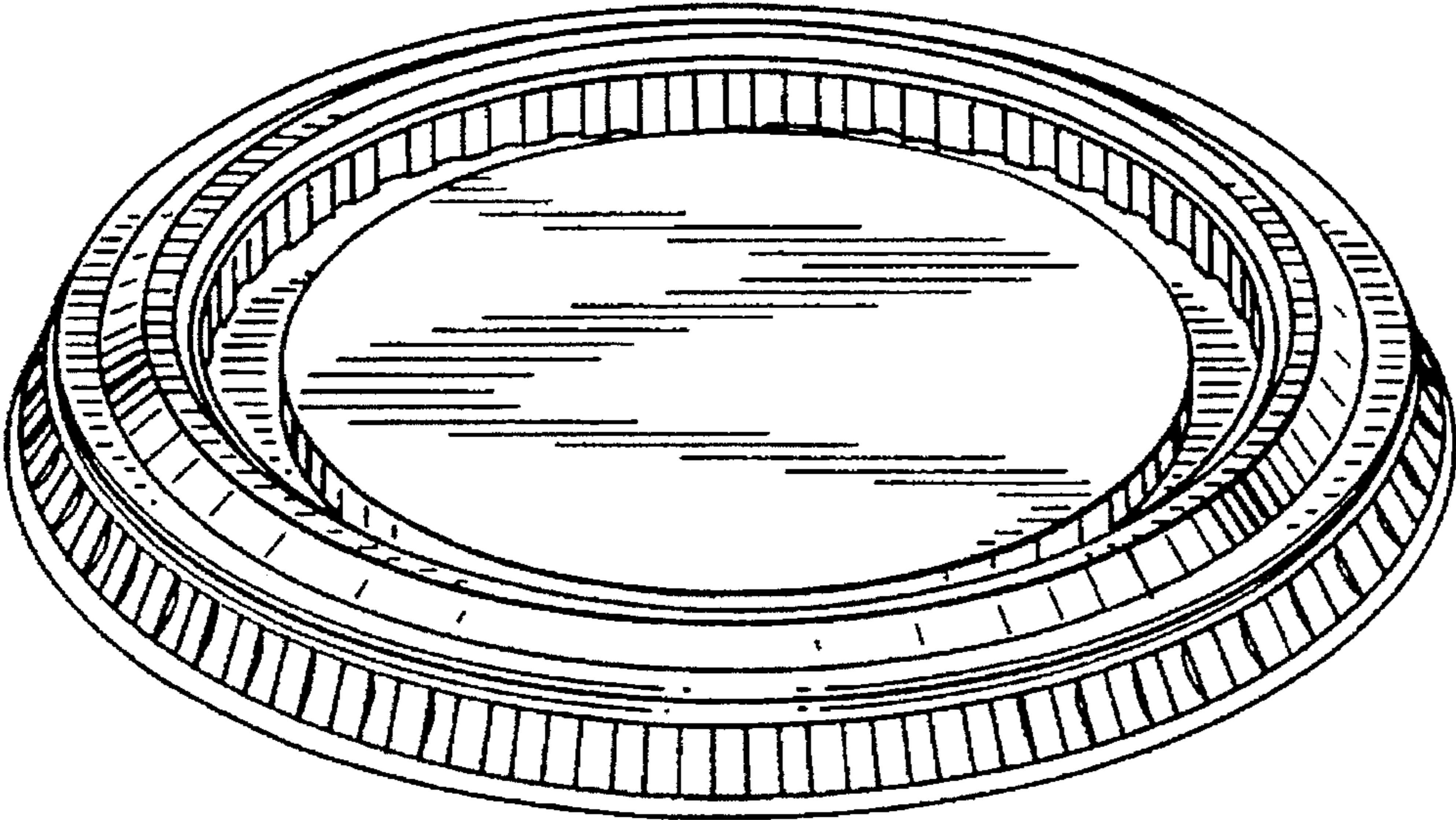


FIG. 2



FIG. 3

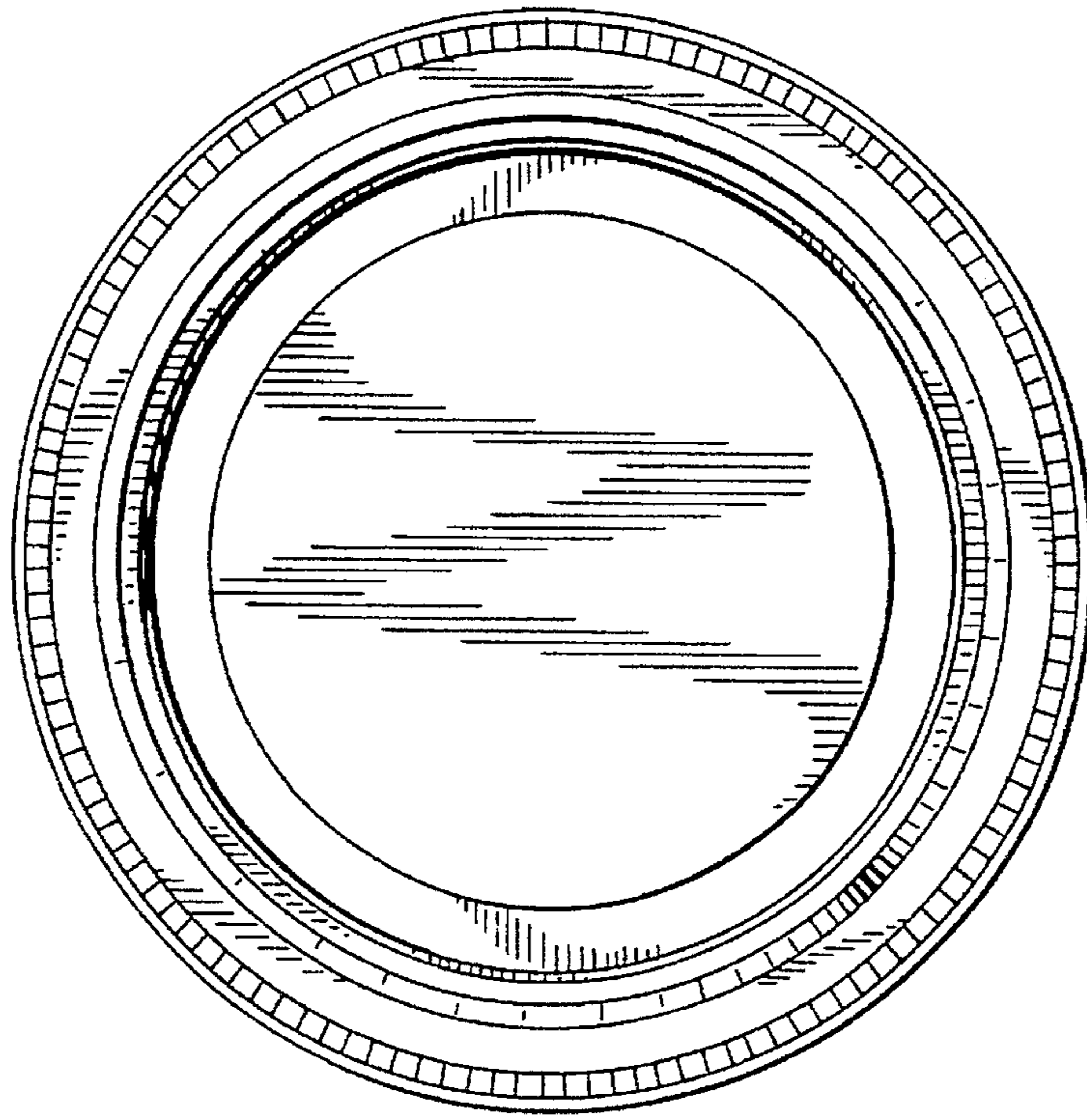


FIG. 4

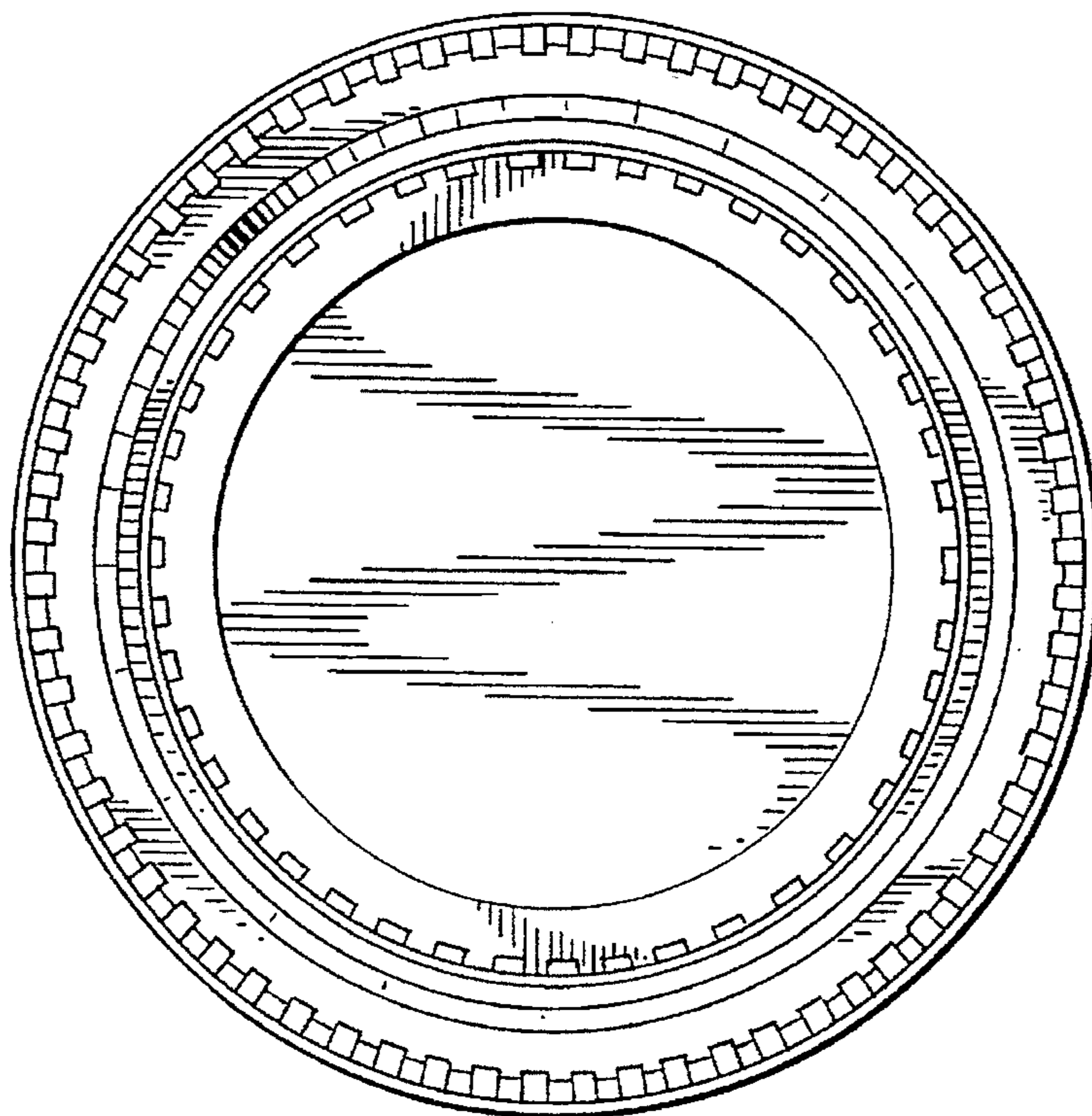


FIG. 5

