



US00D381266S

United States Patent [19]
Genma

[11] **Patent Number: Des. 381,266**

[45] **Date of Patent: **Jul. 22, 1997**

[54] **OUTER SURFACE FOR A VIDEO TAPE CASSETTE PACKAGE**

D. 319,589 9/1991 Lee D9/432
5,103,978 4/1992 Secor 206/387.1
5,405,008 4/1995 Tanaka et al. 206/387.1 X

[75] Inventor: **Minako Genma**, Tokyo, Japan

[73] Assignee: **Sony Corporation**, Tokyo, Japan

[**] Term: **14 Years**

Primary Examiner—Sanda L. Morris
Assistant Examiner—Nanda Bondade
Attorney, Agent, or Firm—Thomas G. Carulli

[21] Appl. No.: **30,319**

[22] Filed: **Oct. 26, 1994**

[57] **CLAIM**

The ornamental design for outer surface for a video tape cassette package, as shown and described.

[51] LOC (6) Cl. **09-07**

[52] U.S. Cl. **D9/432**

[58] **Field of Search** D9/346, 414, 418,
D9/432, 433; 206/323, 387.1, 387.13

DESCRIPTION

FIG. 1 is a top plan view of an outer surface for a video tape cassette package showing my new design;
FIG. 2 is left-side elevational view thereof;
FIG. 3 is a front elevational view thereof;
FIG. 4 is a right-side elevational view thereof;
FIG. 5 is a bottom plan view thereof;
FIG. 6 is a rear elevational view thereof; and,
FIG. 7 is a top, front and right-side perspective view thereof.

[56] **References Cited**

U.S. PATENT DOCUMENTS

D. 275,654 9/1984 Yoshizawa D9/432
D. 279,263 6/1985 Ujiie D9/432
D. 282,444 2/1986 Yoshizawa D9/432
D. 282,445 2/1986 Yoshizawa D9/432

1 Claim, 3 Drawing Sheets

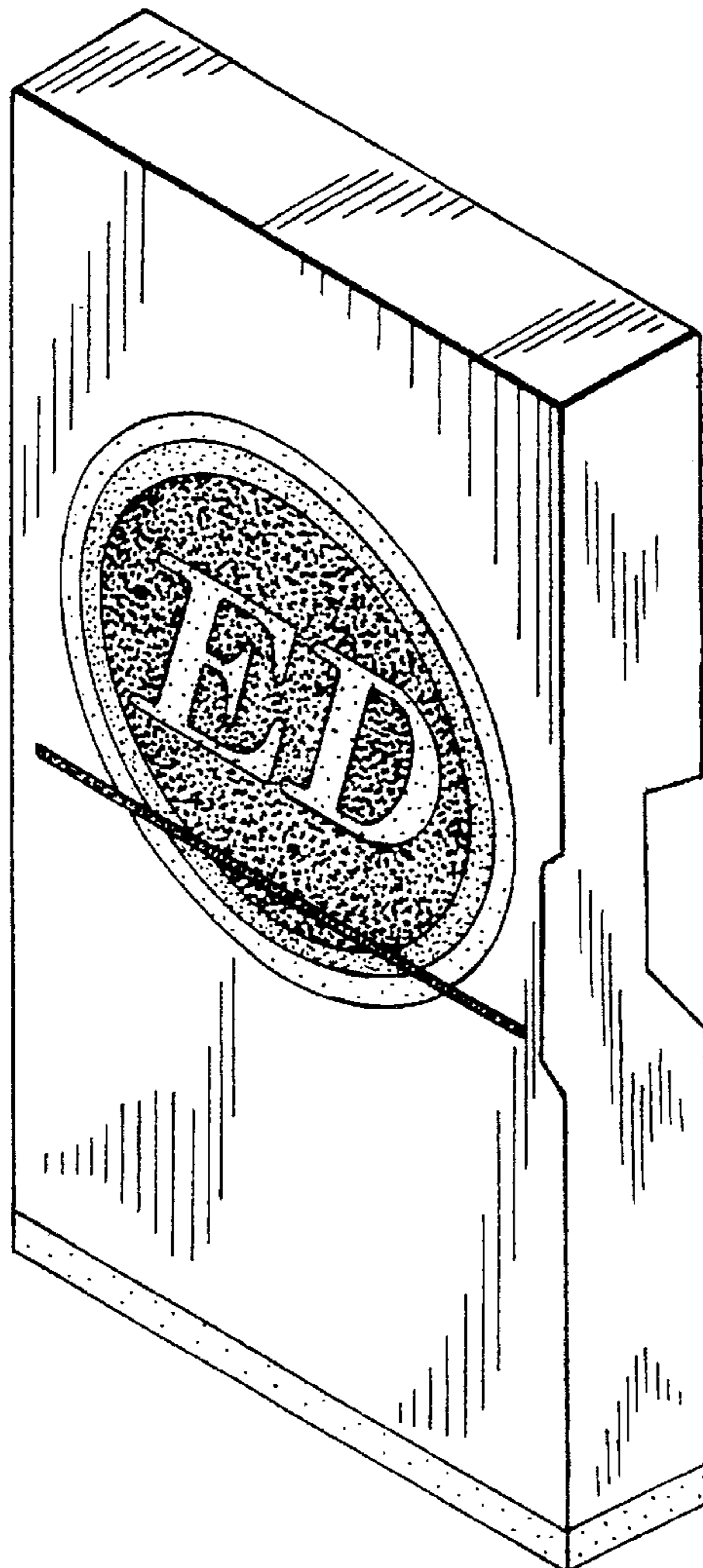


FIG. 1

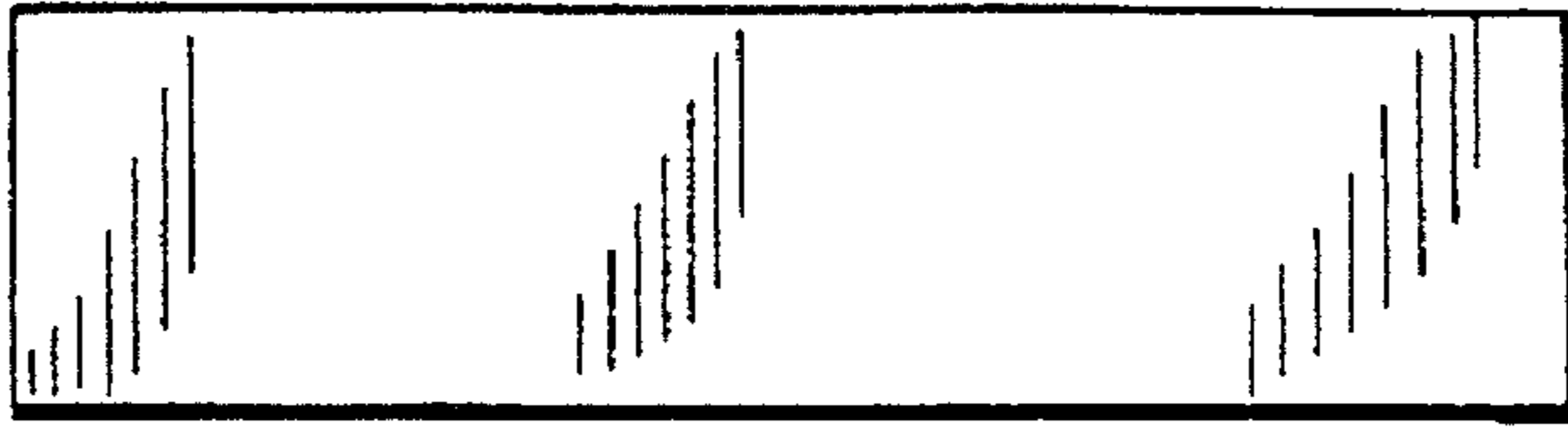


FIG. 2



FIG. 3




FIG. 4

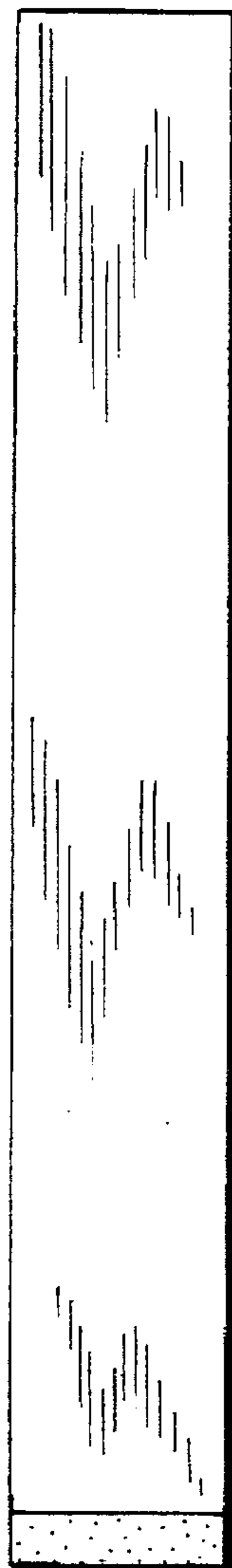


FIG. 6

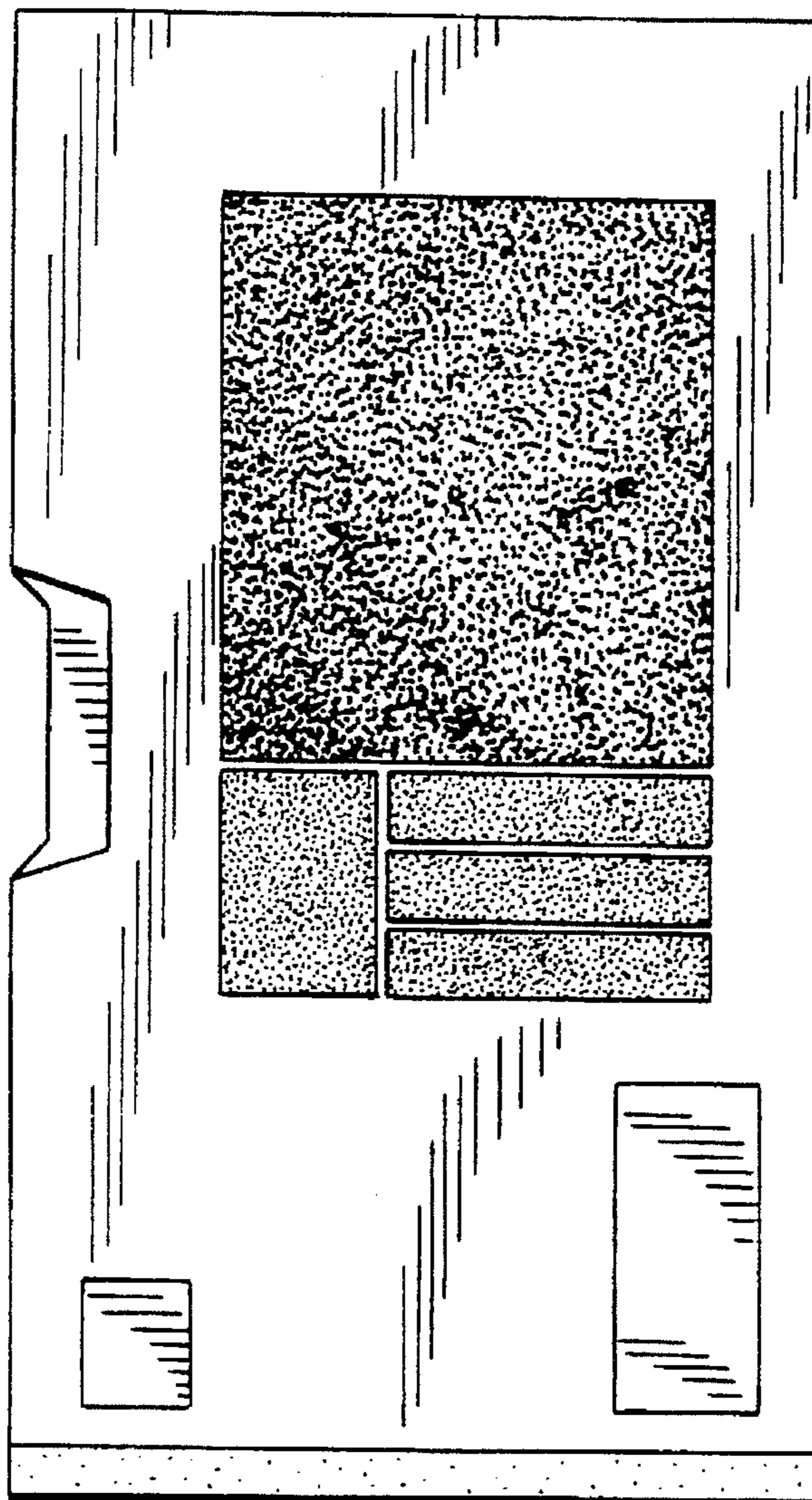


FIG. 5




FIG. 7

