



US00D381256S

**United States Patent** [19]  
**Garner**

[11] **Patent Number:** **Des. 381,256**  
[45] **Date of Patent:** **\*\*Jul. 22, 1997**

[54] **RACE CAR MAGNET**

[75] **Inventor:** **Dennis R. Garner**, Greenville, S.C.

[73] **Assignee:** **Blue Chip Inventions, Inc.**, Piedmont, S.C.

[\*\*] **Term:** **14 Years**

[21] **Appl. No.:** **51,960**

[22] **Filed:** **Mar. 20, 1996**

[51] **LOC (6) Cl.** ..... **08-05**

[52] **U.S. Cl.** ..... **D8/373; D19/91**

[58] **Field of Search** ..... **D8/373, 382; D21/78; D19/91, 97; D11/48, 81; D12/86, 82, 88; 248/467; 335/293**

[56] **References Cited**

**U.S. PATENT DOCUMENTS**

D. 267,021 11/1982 Einhorn et al. .... D8/373  
D. 311,760 10/1990 Harrod ..... D21/78

**OTHER PUBLICATIONS**

Motor Trend, May 1976, p. 110, race cars circled at bottom left of page.

*Primary Examiner*—Holly H. Baynham  
*Attorney, Agent, or Firm*—Dority & Manning, P.A.

[57] **CLAIM**

The ornamental design of a race car magnet, as shown and described.

**DESCRIPTION**

FIG. 1 is a top view of an embodiment of the race car magnet according to the present invention;

FIG. 2 is a side view of the race car magnet as in FIG. 1;

FIG. 3 is a front view of the race car magnet as in FIG. 1;

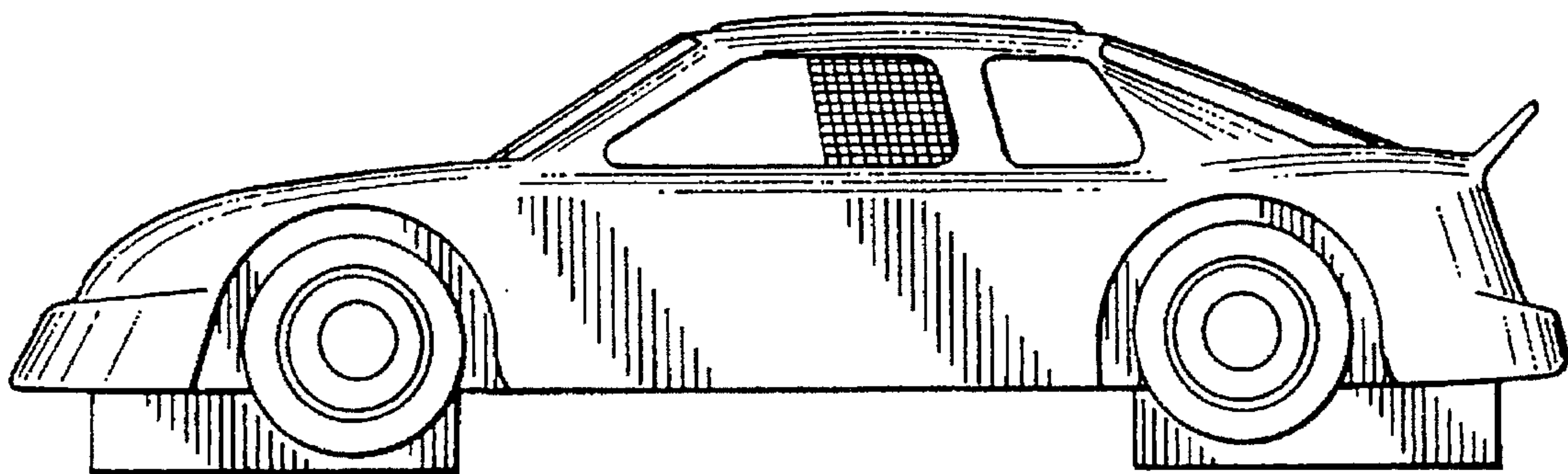
FIG. 4 is a rear view of the race car magnet as in FIG. 1;

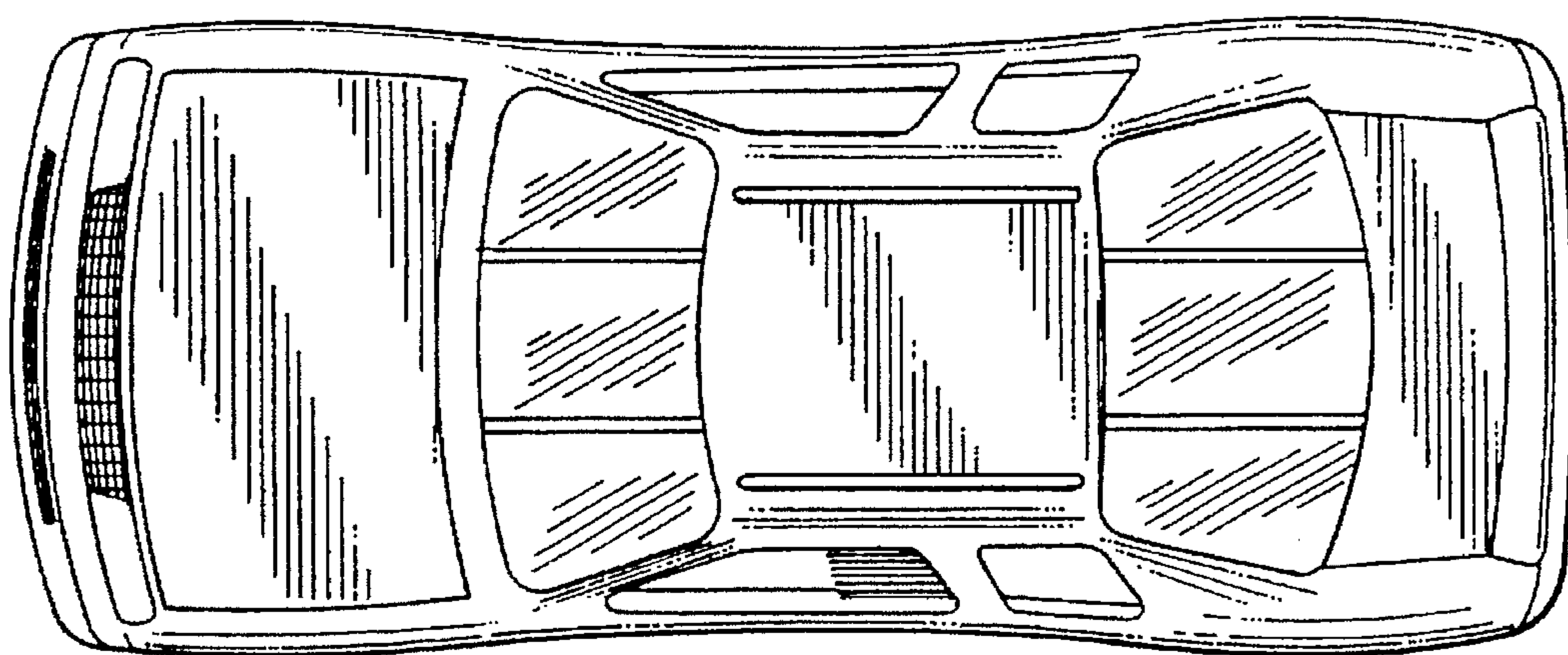
FIG. 5 is a bottom view of the race car magnet as in FIG. 1; and,

FIG. 6 is a perspective view of the race car magnet as in FIG. 1 attached to a refrigerator.

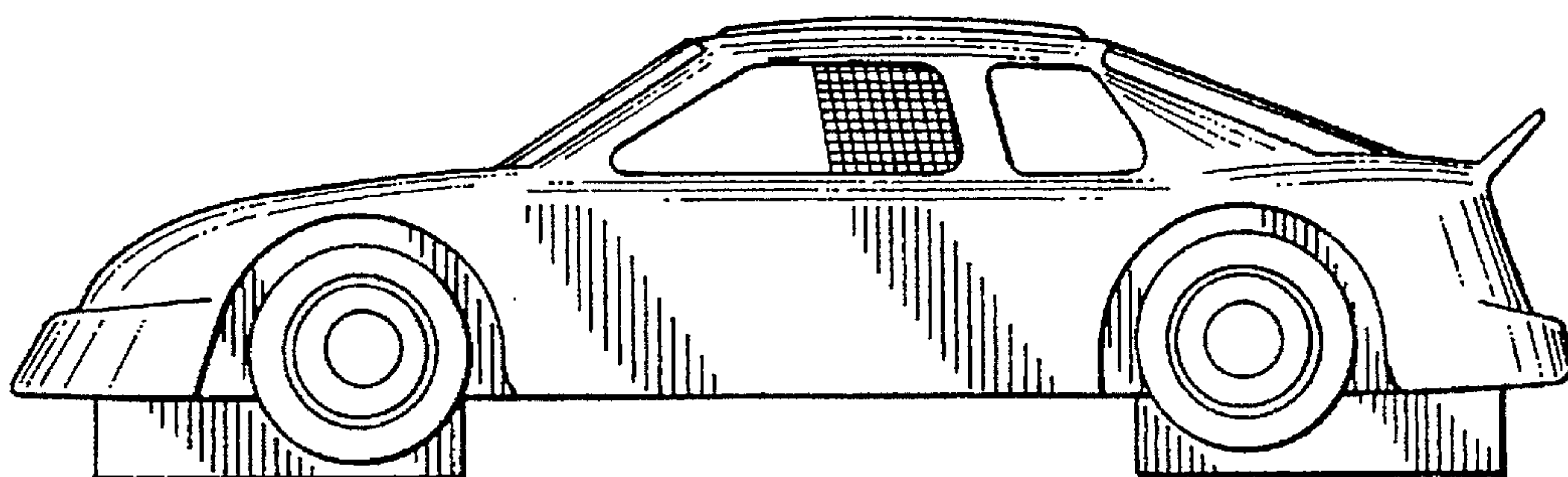
The broken line showing of a refrigerator is for illustrative purposes only and forms no part of the claimed design.

**1 Claim, 3 Drawing Sheets**







*Fig. 1*



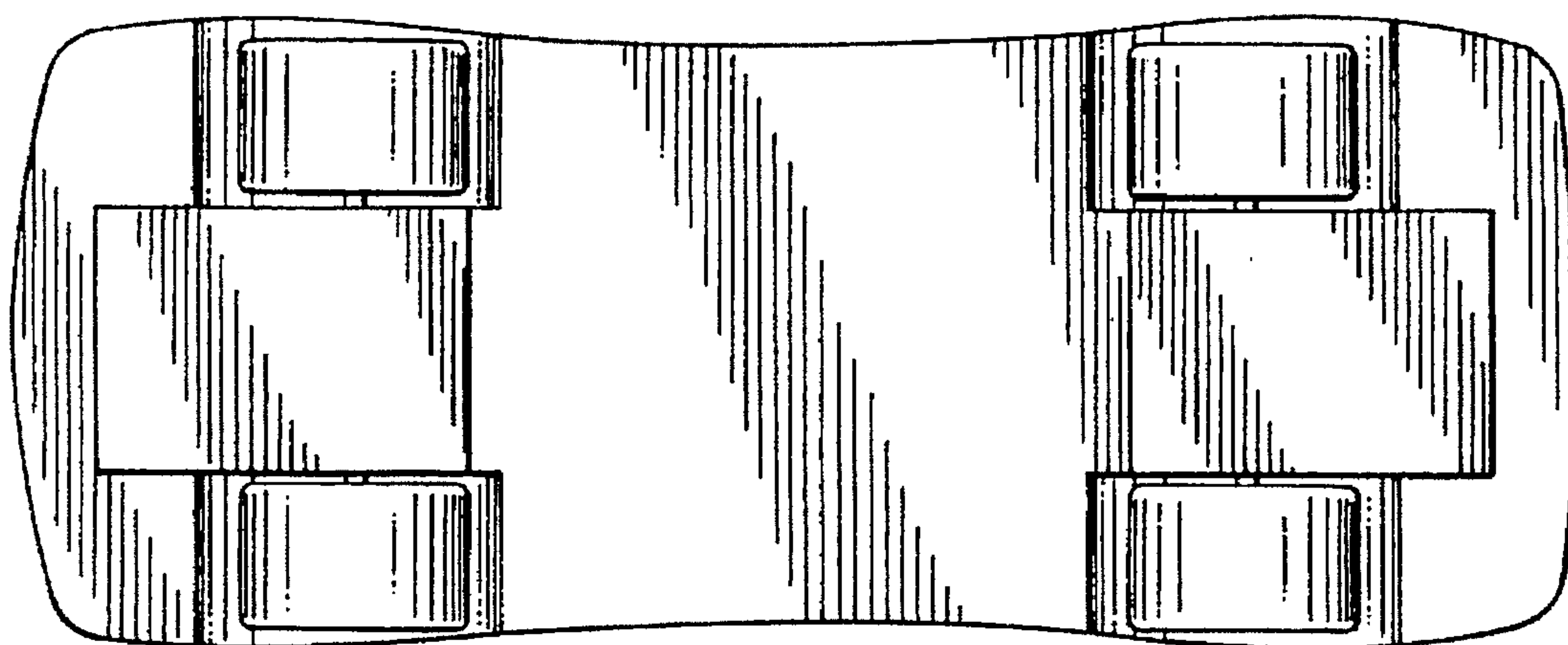
*Fig. 2*



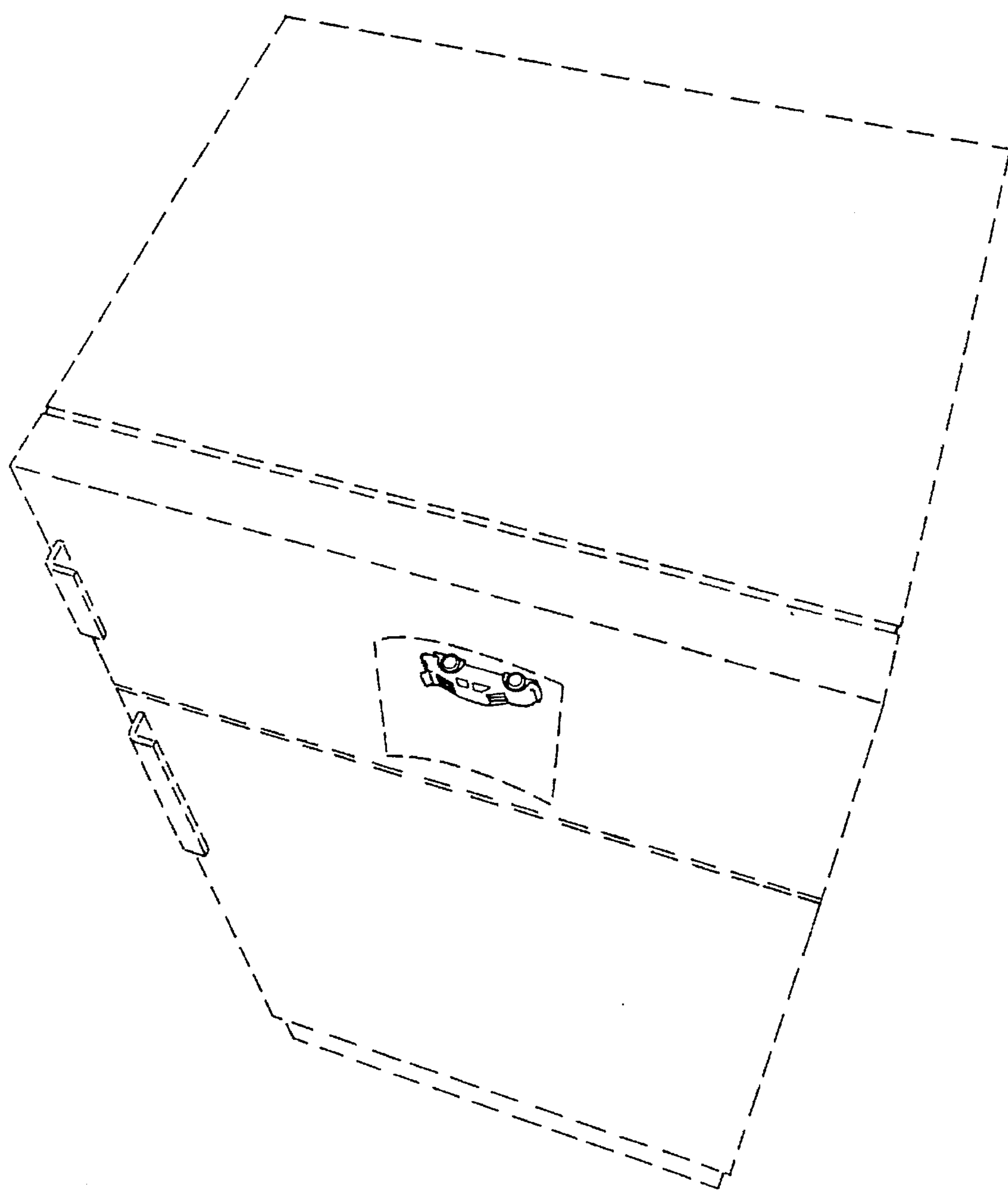
*Fig. 3*



*Fig. 4*



*Fig. 5*



*Fig. 6*