



US00D381252S

United States Patent [19]
Chieda

[11] **Patent Number:** **Des. 381,252**

[45] **Date of Patent:** ****Jul. 22, 1997**

[54] **PULL**

[75] **Inventor:** **Robert Chieda, Wheaton, Ill.**

[73] **Assignee:** **Newell Operating Company, Freeport, Ill.**

[**] **Term:** **14 Years**

[21] **Appl. No.:** **34,466**

[22] **Filed:** **Feb. 6, 1995**

[51] **LOC (6) Cl.** **08-06**

[52] **U.S. Cl.** **D8/317**

[58] **Field of Search** **D8/300, 315, 320;**
16/110 R, 111 R, 124

[56] **References Cited**

U.S. PATENT DOCUMENTS

D. 129,927 10/1941 Peat D8/317

OTHER PUBLICATIONS

Belwith Cat. No. 278; ©1978; p. 23; pull P135.
American Cabinet Hardware Cat. 139; ©1939; p. 192; pull
No. 304.

American Cabinet Hardware Corp. Cat.; p. 2; pull No. ED400.

Primary Examiner—B. J. Bullock
Attorney, Agent, or Firm—Foley & Lardner


[57] **CLAIM**

The ornamental design for a pull, as shown and described.

DESCRIPTION

FIG. 1 is a perspective view of a pull showing my new design;
FIG. 2 is a top plan view thereof;
FIG. 3 is a front view thereof;
FIG. 4 is a bottom plan view thereof;
FIG. 5 is a rear view thereof;
FIG. 6 is a right end view thereof, the left end view being a mirror image; and,
FIG. 7 is an enlarged sectional view taken on line 7—7 of FIG. 4.

1 Claim, 1 Drawing Sheet






FIG. 1



FIG. 2




FIG. 3

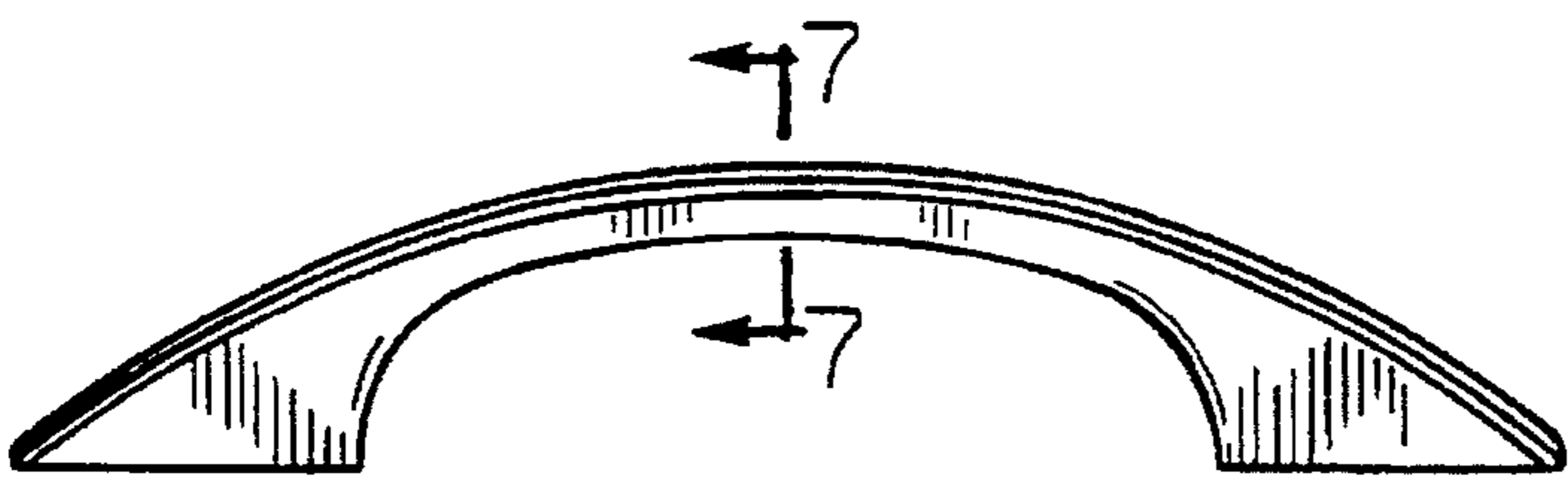


FIG. 4

FIG. 6

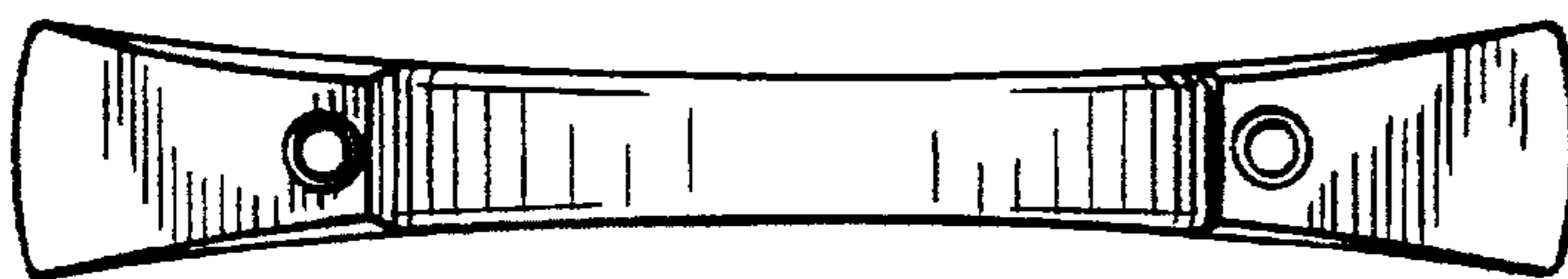



FIG. 5



FIG. 7