



US00D381231S

United States Patent [19] Kuan

[11] Patent Number: **Des. 381,231**

[45] Date of Patent: ****Jul. 22, 1997**

[54] **WALKMAT**

5,152,019 10/1992 Hirata 5/636 X
5,490,821 2/1996 Wu 15/215 X

[76] Inventor: **Yo-Mo Kuan**, Boun-ryo 3B, 5-8,
Kami-osaki 4-chome, Shinagawa-ku,
Tokyo, Japan

Primary Examiner—James Gandy
Assistant Examiner—Linda Brooks
Attorney, Agent, or Firm—Jordan and Hamburg

[**] Term: **14 Years**

[57] CLAIM

[21] Appl. No.: **49,590**

The ornamental design for a walkmat, as shown and described.

[22] Filed: **Dec. 4, 1995**

DESCRIPTION

[51] LOC (6) Cl. **06-11**

[52] U.S. Cl. **D6/582**

[58] Field of Search D6/582, 382, 604,
D6/595, 601, 605, 610, 611; 297/219.1,
219.11, 452.21, 452.23, 452.43, 452.45,
DIG. 1, DIG. 3, DIG. 6, 452.33; 5/417-420,
924; 280/32.6; 296/37.2; 15/215

FIG. 1 is a perspective view of a walkmat showing my new design;

FIG. 2 is an enlarged front view thereof;

FIG. 3 is a rear view thereof;

FIG. 4 is a top view thereof;

FIG. 5 is a bottom view thereof;

FIG. 6 is a left side elevational view thereof;

FIG. 7 is a right side elevational view thereof;

FIG. 8 is a cross-sectional view taken along line 8—8 in FIG. 2; and,

FIG. 9 is a cross-sectional view taken along line 9—9 in FIG. 2.

[56] References Cited

U.S. PATENT DOCUMENTS

D. 336,198 6/1993 Gibbons D6/583
D. 365,956 1/1996 Bonaddio et al. D6/596
1,045,228 11/1912 Weltmer 5/630 X
4,605,582 8/1986 Sias et al. D6/606 X

1 Claim, 5 Drawing Sheets

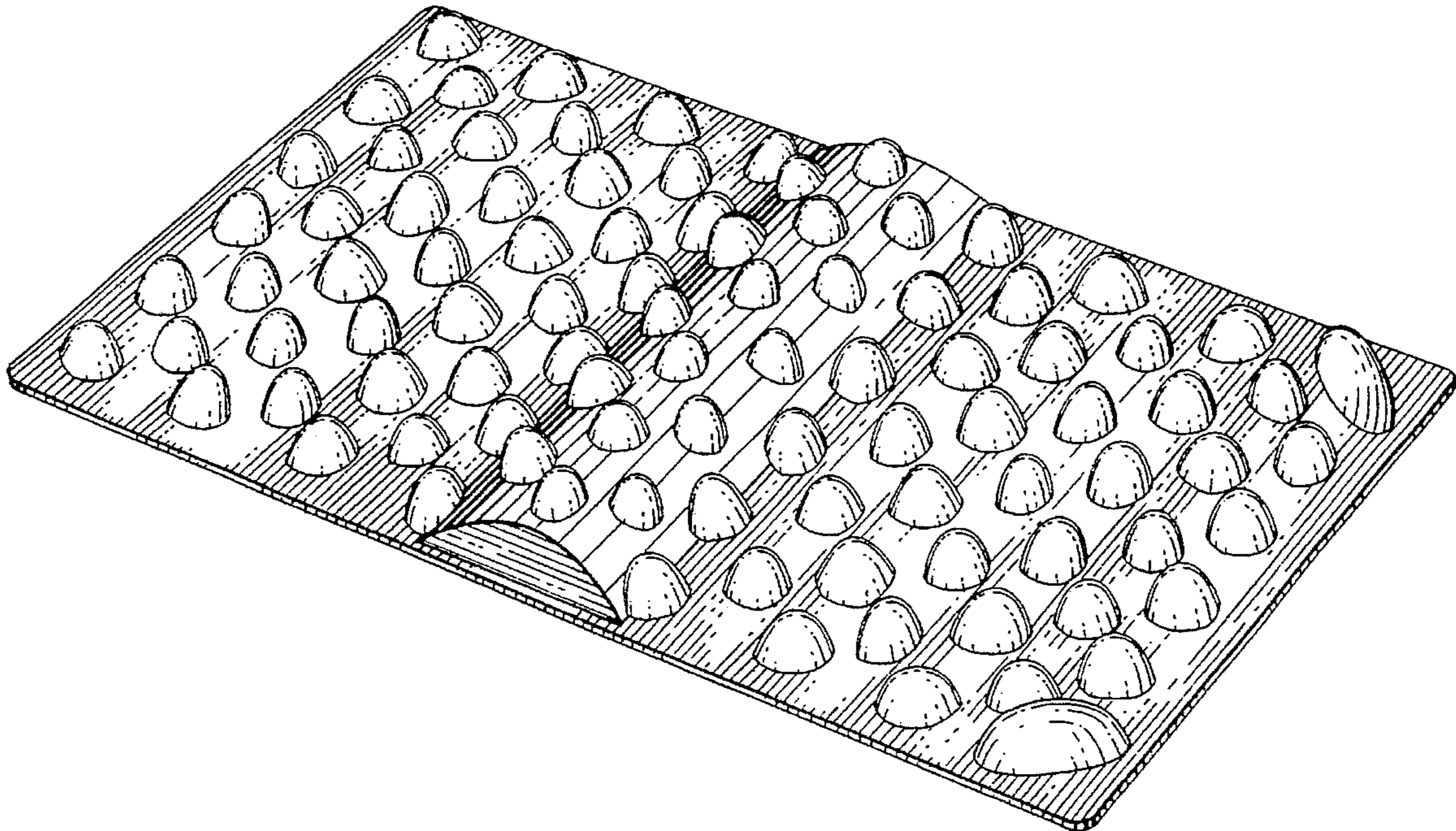


FIG.1

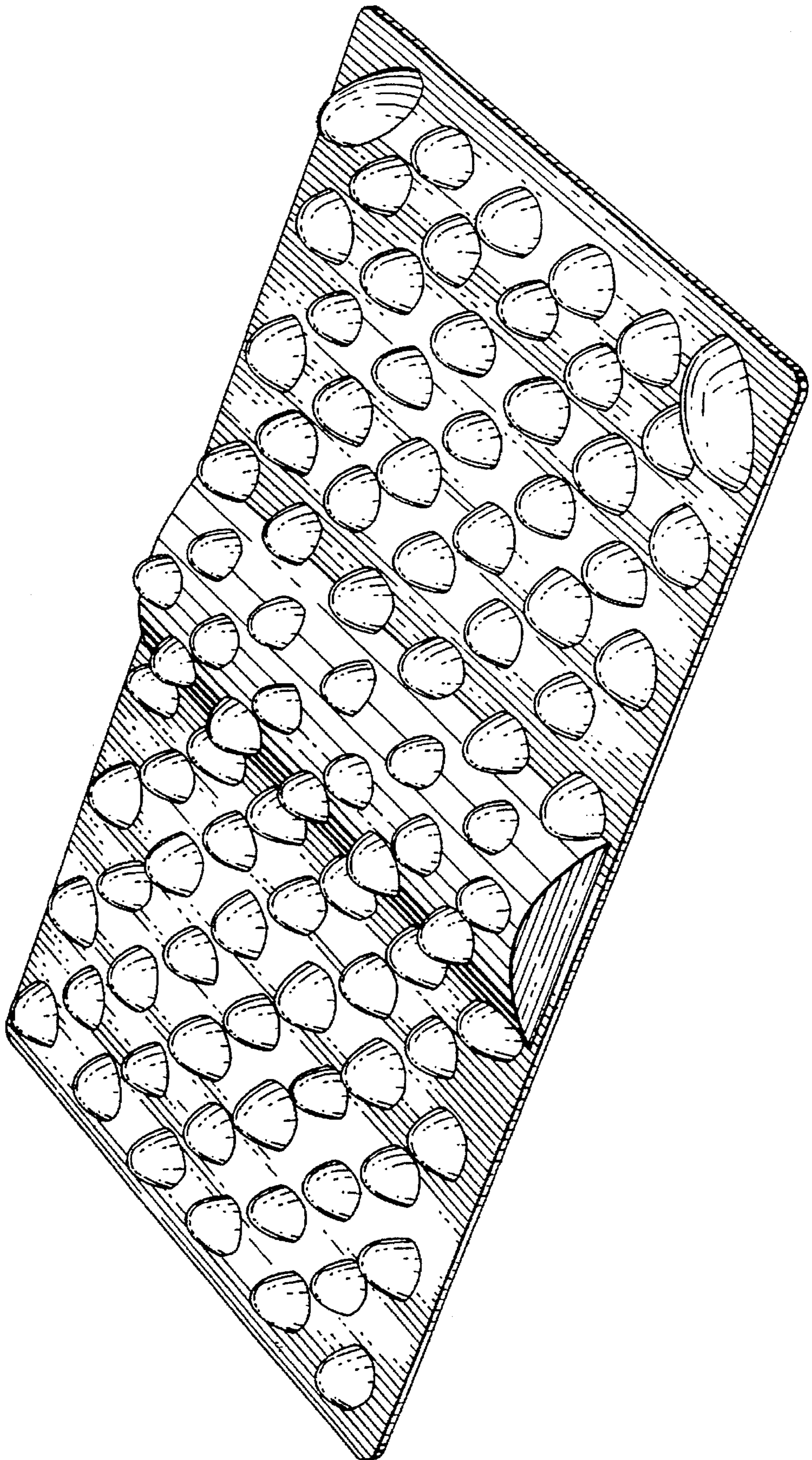


FIG.2

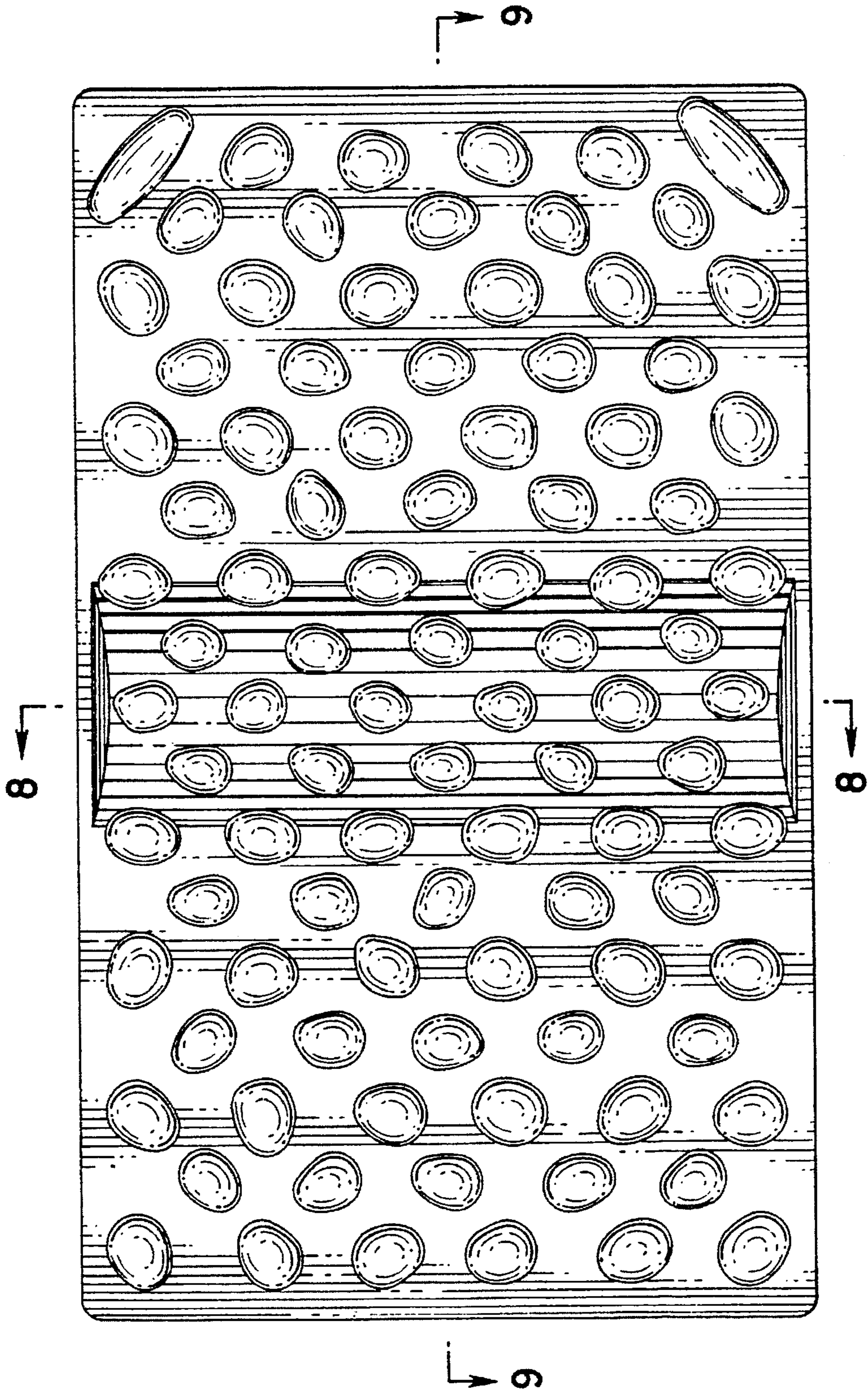


FIG. 3




FIG.4

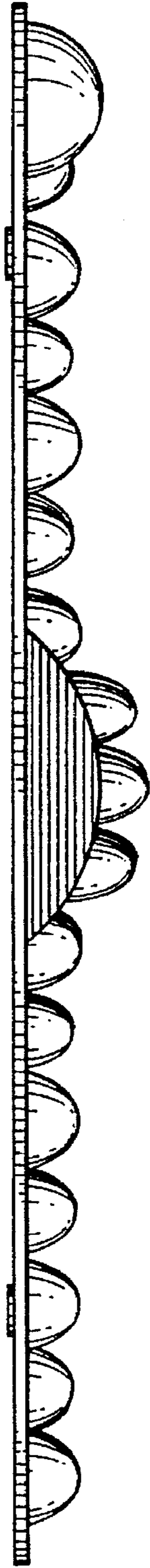


FIG.5

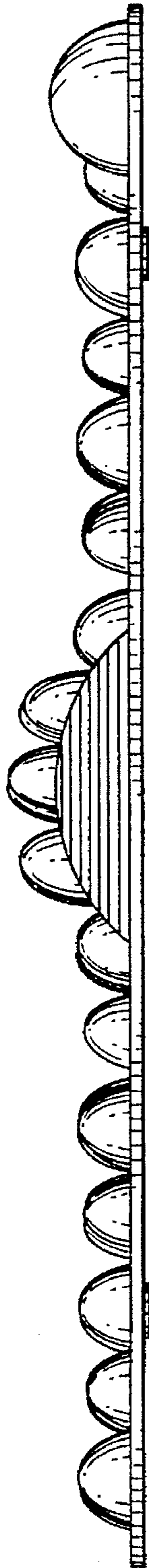


FIG.9




FIG. 8

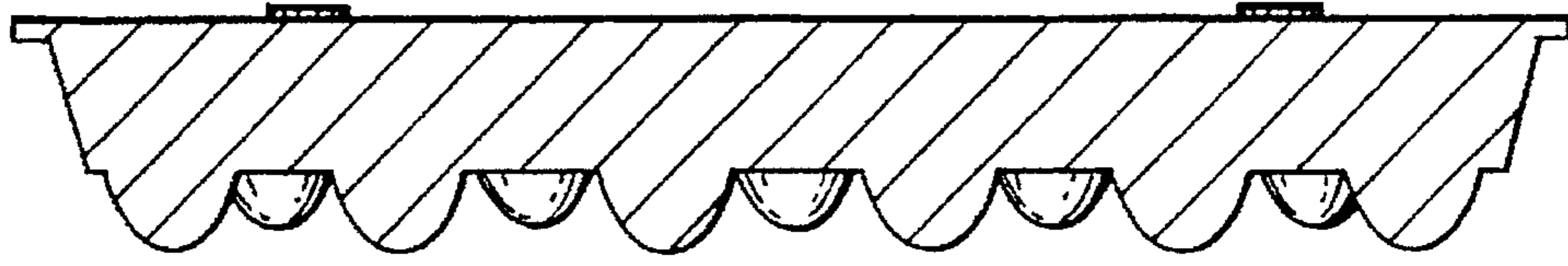


FIG. 7

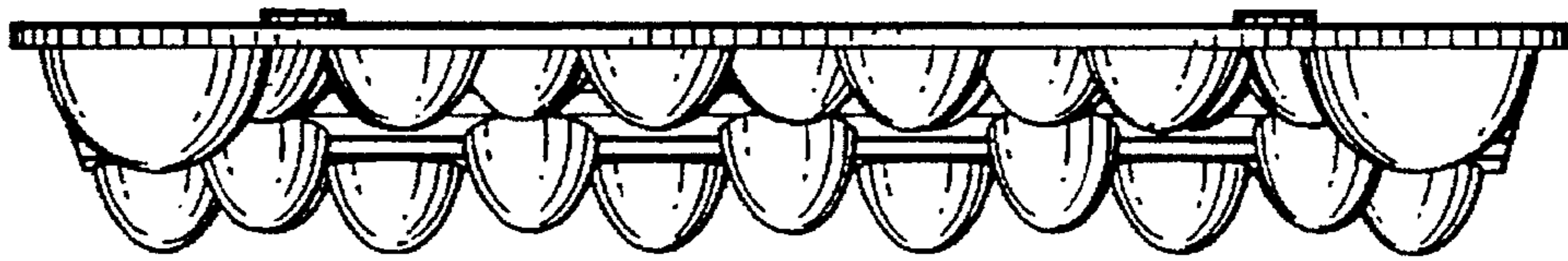


FIG. 6

