



US00D381216S

United States Patent [19]

Paus

[11] Patent Number: **Des. 381,216**

[45] Date of Patent: ****Jul. 22, 1997**

[54] SEAT

[75] Inventor: **Michael John Paus**, High Point, N.C.

[73] Assignee: **Universal Furniture Industries, Inc.**, High Point, N.C.

[**] Term: **14 Years**

[21] Appl. No.: **35,279**

[22] Filed: **Feb. 23, 1995**

[51] LOC (6) Cl. **06-01**

[52] U.S. Cl. **D6/381**

[58] Field of Search D6/334, 335, 364, D6/371, 373, 381, 500, 501, 502; 297/232

[56] References Cited

U.S. PATENT DOCUMENTS

D. 80,600	3/1930	Bernhard	D6/381
D. 103,416	3/1937	Tyrrell	D6/381
D. 112,045	11/1938	Roberts	D6/334
D. 158,877	6/1950	Manbert	D6/364
D. 263,770	4/1982	Melchior	D6/334
D. 284,046	6/1986	Staats et al.	D6/335
D. 358,724	5/1995	Natuzzi et al.	D6/381

OTHER PUBLICATIONS

Norwalk, X-111553 Love Seat at right.
 Design, Jun. 1979, p. 6, Sofa marked center page.
 Schweiger, #5447-0248 Love Seat at left.
 Schweiger, #02286-0248 Love Seat at left.
 Bloomingdale's, p. 20 Love Seat at top center.
 Bloomingdales, Jan. 24, 1991, p. 9. Sectional Sofa at top and Sofa "E" at mid-page left.
 Jordan Marsh, Aug. 1992, p. 7, sofa at bottom center.
Primary Examiner—Gary D. Watson
Attorney, Agent, or Firm—Edgar A. Zarins; Malcolm L. Sutherland

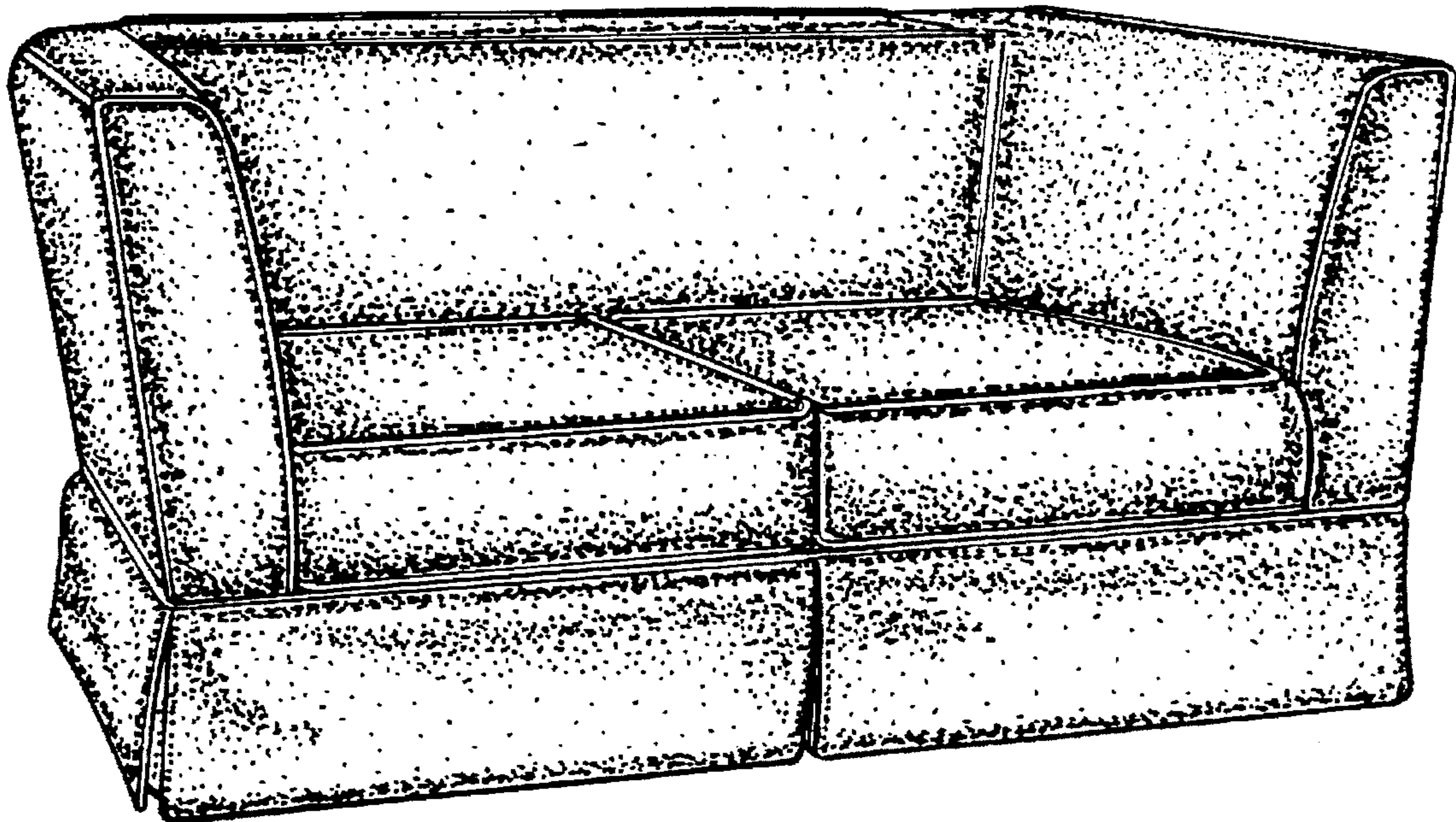
[57] CLAIM

The ornamental design for a seat, as shown and described.

DESCRIPTION

FIG. 1 is a perspective view of a seat showing my new design;
 FIG. 2 is a front elevational view thereof;
 FIG. 3 is a top plan view thereof;
 FIG. 4 is a right side view thereof, the opposite side being a mirror image of the side shown; and,
 FIG. 5 is a rear elevational view thereof.

1 Claim, 2 Drawing Sheets



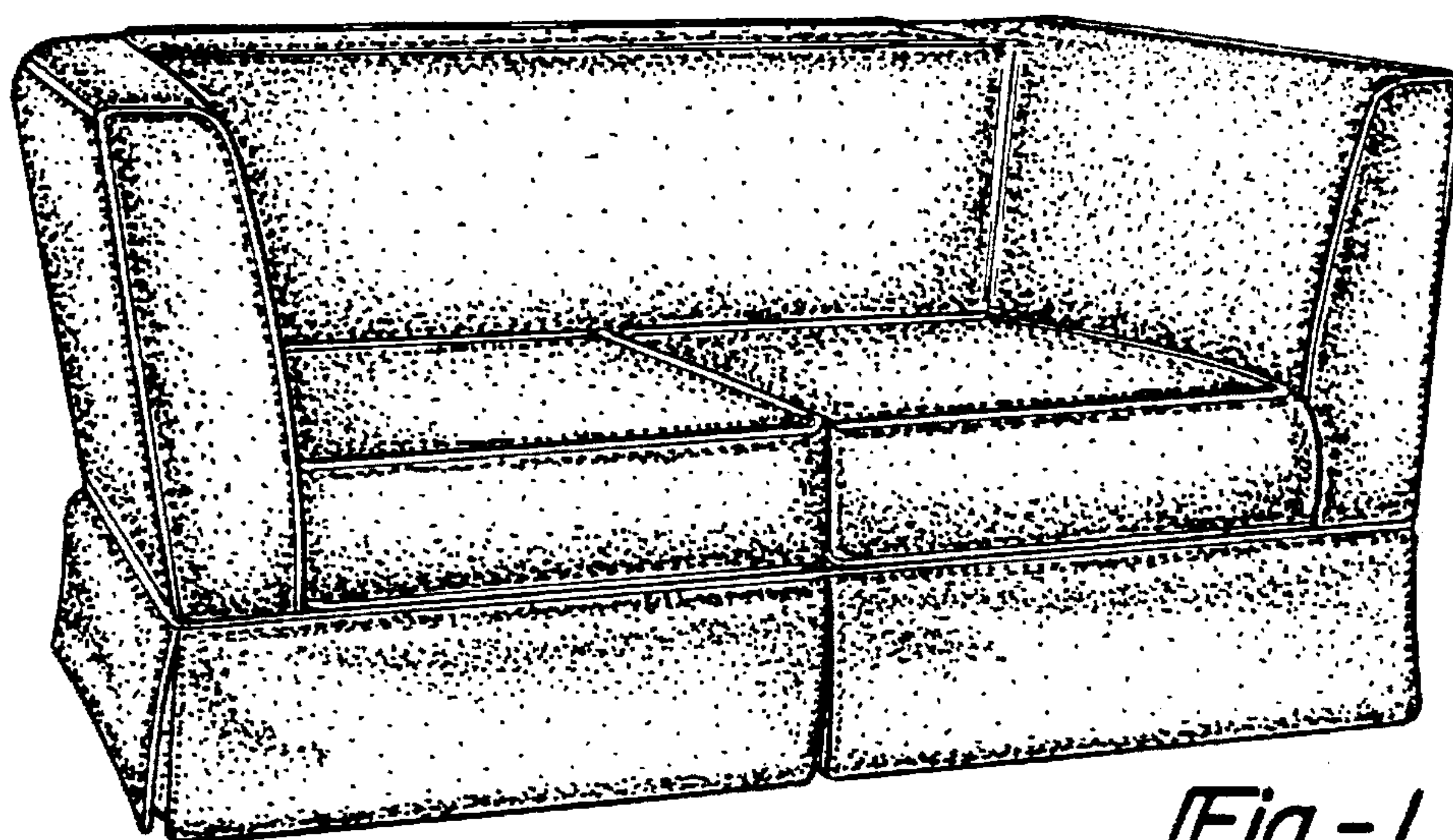


Fig - 1



Fig - 2




Fig - 3

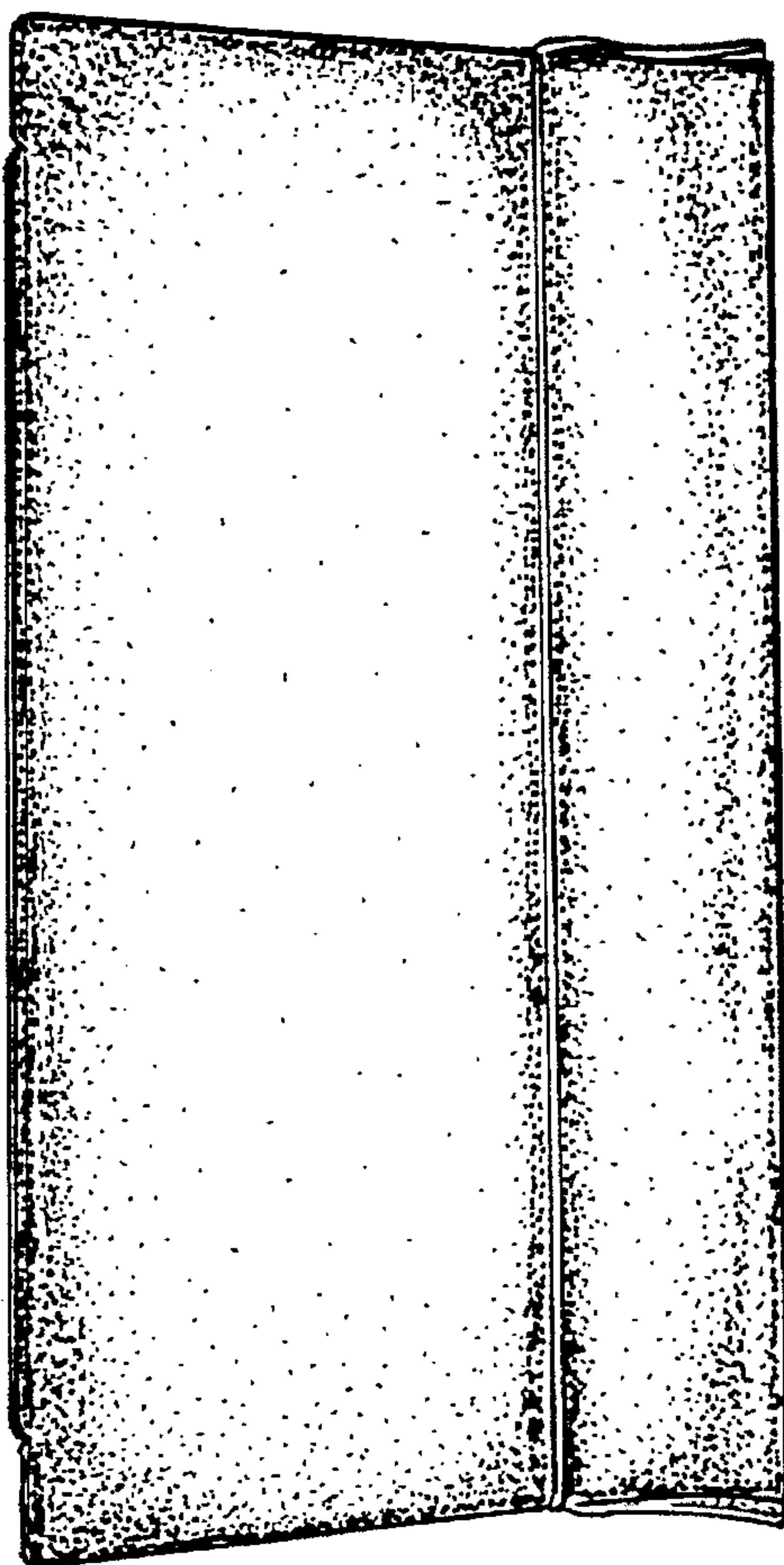


Fig - 5

Fig - 4

