



US00D381198S

United States Patent [19]

[11] Patent Number: **Des. 381,198**

Just

[45] Date of Patent: ****Jul. 22, 1997**

[54] **JEWELRY BOX**

[76] Inventor: **Tibor Just**, Unit 3, Roeder House, Vale Road, London, England, N4 IN6

[**] Term: **14 Years**

[21] Appl. No.: **21,988**

[22] Filed: **Apr. 26, 1994**

[30] **Foreign Application Priority Data**

Nov. 19, 1993 [GB] United Kingdom 2035285
Nov. 19, 1993 [GB] United Kingdom 2035286

[51] **LOC (6) Cl.** **03-01**

[52] **U.S. Cl.** **D3/273; D3/294; D3/903**

[58] **Field of Search** **D9/430, 432; D3/273, D3/280, 292, 294, 903; 206/6.1**

[56] **References Cited**

U.S. PATENT DOCUMENTS

D. 94,473 2/1935 Ganz D9/432
D. 106,790 11/1937 Guerlain D9/430

D. 107,792 1/1938 Rathbun D9/424
D. 207,884 6/1967 Miller D9/432
D. 207,926 6/1967 Palson D9/423
D. 216,350 12/1969 Selwyn D3/903 X
D. 344,234 2/1994 Kaplan D9/430 X

Primary Examiner—Dominic Simone
Attorney, Agent, or Firm—Young & Thompson


[57] **CLAIM**

The ornamental design for a jewelry box, as shown and described.

DESCRIPTION

FIG. 1 is a top, front and left side perspective view of a first embodiment of a jewelry box, showing my new design; FIG. 2 is a top plan view thereof; FIG. 3 is a front elevational view thereof; FIG. 4 is a right side elevational view thereof, the left side elevational view being the mirror image thereof; and, FIG. 5 is a bottom plan view thereof. The side opposite that shown in FIG. 3 is plain and unornamented.

1 Claim, 1 Drawing Sheet






FIG. 1




FIG. 2




FIG. 3




FIG. 4




FIG. 5