



US00D381184S

United States Patent [19]
Monahan

[11] **Patent Number: Des. 381,184**

[45] **Date of Patent: **Jul. 15, 1997**

[54] **SUCTION CRUCIFIXION**

[76] **Inventor: Nicholas J. Monahan**, 156 S. Hayworth Ave., Los Angeles, Calif. 90048

[**] **Term: 14 Years**

[21] **Appl. No.: 41,171**

[22] **Filed: Jul. 7, 1995**

[51] **LOC (6) Cl. 11-02**

[52] **U.S. Cl. D99/27**

[58] **Field of Search** D99/27, 23, 26, D99/8; D11/95, 96, 79, 81, 80, 121, 160, 174, 175; D6/564; 63/1.1, 2, 20; 428/3, 913.3, 542.4

[56] **References Cited**

U.S. PATENT DOCUMENTS

D. 117,450	11/1939	Garvey	D99/27
D. 135,610	5/1943	Calnan	D99/27
2,347,681	5/1944	Goudreau	D11/96 X
4,525,821	7/1985	Garcia	D99/25 X

OTHER PUBLICATIONS

William J. Hirten Co. Catalog; 1941; p. 111; No. M-240 bottom second to the right.
House of Hansen Catalog; vol. 42 No. 3; Oct. 1942; p. 71, No. U30 & U50; top left.

The T.H. Stemper Co. Catalog #32; Sep. 1961; pp. 120 & 121, Crucifix Nos. 12V3 & 24VII.

Primary Examiner—James Gandy
Assistant Examiner—Caron D. Veynar
Attorney, Agent, or Firm—Michael I. Kroll

[57] **CLAIM**

The ornamental design for a suction crucifixion, as shown and described.

DESCRIPTION

FIG. 1 is a front perspective view of a suction crucifixion showing my new design;

FIG. 2 is a left side elevation view of a suction crucifixion showing my new design;


FIG. 3 is a top plan view of a suction crucifixion showing my new design;

FIG. 4 is a right side elevational view of a suction crucifixion showing my new design;

FIG. 5 is a rear perspective view of a suction crucifixion showing my new design; and,

FIG. 6 is a bottom plan view of a suction crucifixion showing my new design.

1 Claim, 2 Drawing Sheets






Fig. 1




Fig. 2




Fig. 3


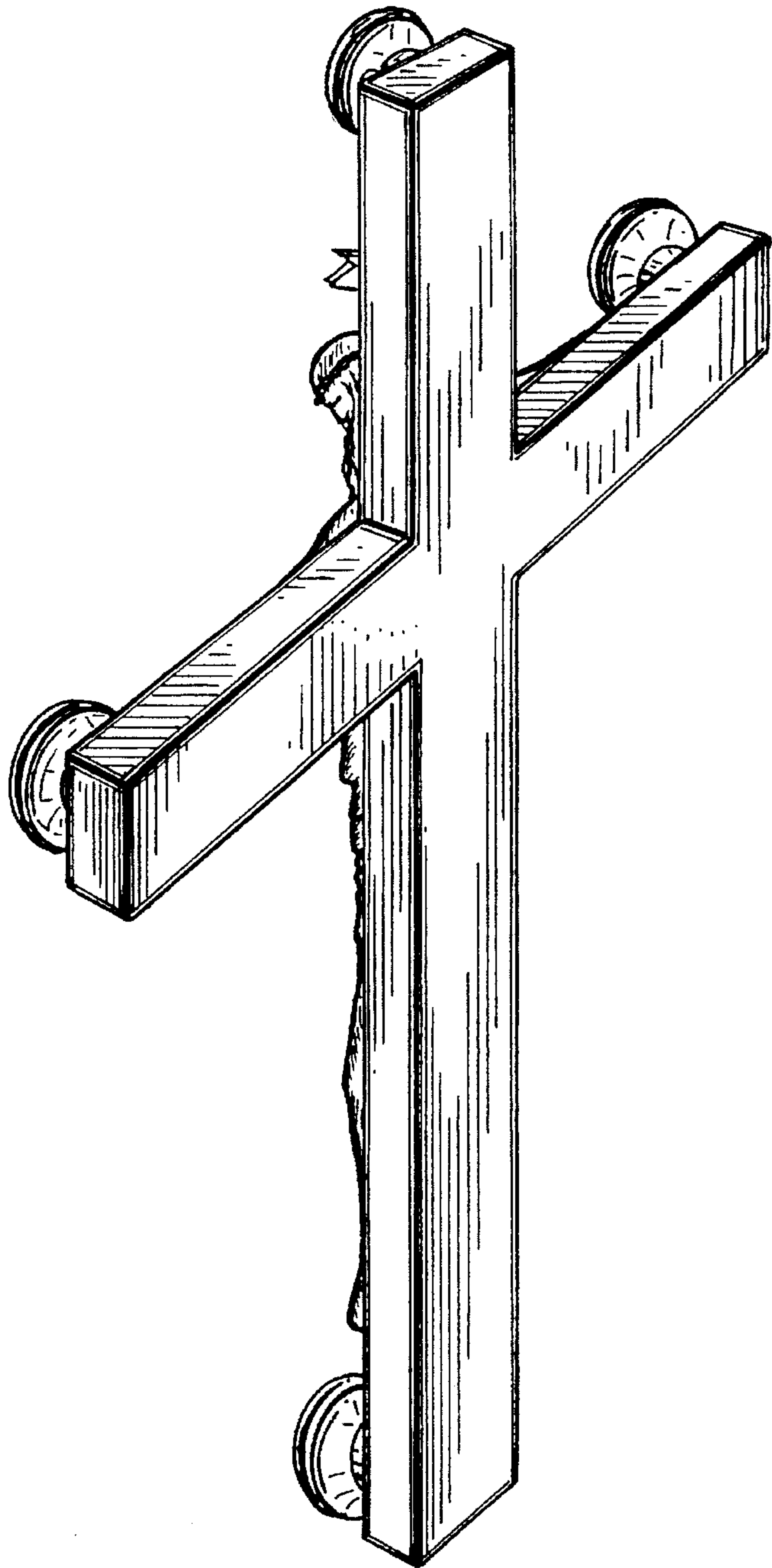


Fig. 4



Figs. 5




Fig. 6