

US00D381143S

United States Patent [19] Luebbering

[11] Patent Number: **Des. 381,143**

[45] Date of Patent: ****Jul. 15, 1997**

[54] **UPPER PORTION OF AN UPRIGHT
VACUUM CLEANER**

D. 328,372	7/1992	Kieff	D32/31
D. 346,053	4/1994	Hashino	D32/31
D. 357,096	4/1995	Wareham	D32/31
D. 361,181	8/1995	Wareham et al.	D32/31

[75] Inventor: **Gregory W. Luebbering**, Bloomington, Ill.

Primary Examiner—Ruth McInroy
Attorney, Agent, or Firm—Pearne, Gordon, McCoy & Granger

[73] Assignee: **White Consolidated Industries, Inc.**,
Cleveland, Ohio

[**] Term: **14 Years**

[57] CLAIM

[21] Appl. No.: **33,486**

The ornamental design for an upper portion of an upright vacuum cleaner, as shown and described.

[22] Filed: **Jan. 13, 1995**

DESCRIPTION

[51] LOC (6) Cl. **15-05**

[52] U.S. Cl. **D32/31; D32/22; D32/34**

[58] Field of Search D32/21-22, 31-34;
15/320-323, 347, 350-351, 412, 335, 337

FIG. 1 is a perspective view of a upper portion of an upright vacuum cleaner, showing my new design;
FIG. 2 is a front elevational view thereof;
FIG. 3 is a left side elevational view thereof;
FIG. 4 is a right side elevational view thereof; and,
FIG. 5 is a rear elevational view thereof.

The broken lines in all views are shown for illustrative purposes only and form no part of the claimed design.

[56] References Cited

U.S. PATENT DOCUMENTS

D. 301,784	6/1989	Petralia et al.	D32/22
D. 309,806	8/1990	Chieda et al.	D32/22

1 Claim, 3 Drawing Sheets




Fig. 1




Fig.2

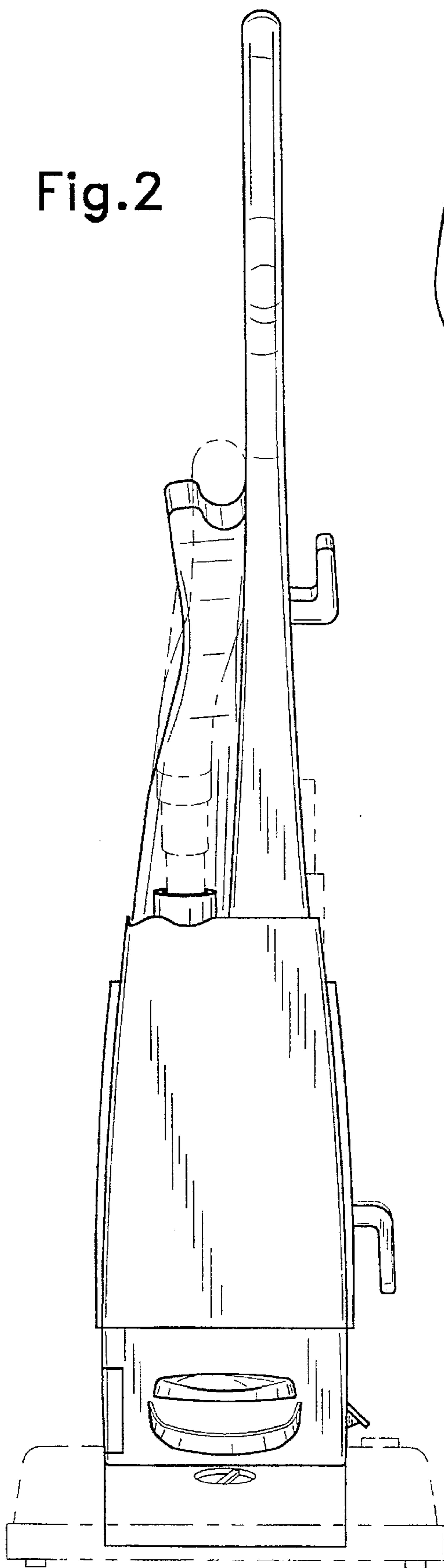


Fig.3




Fig.5

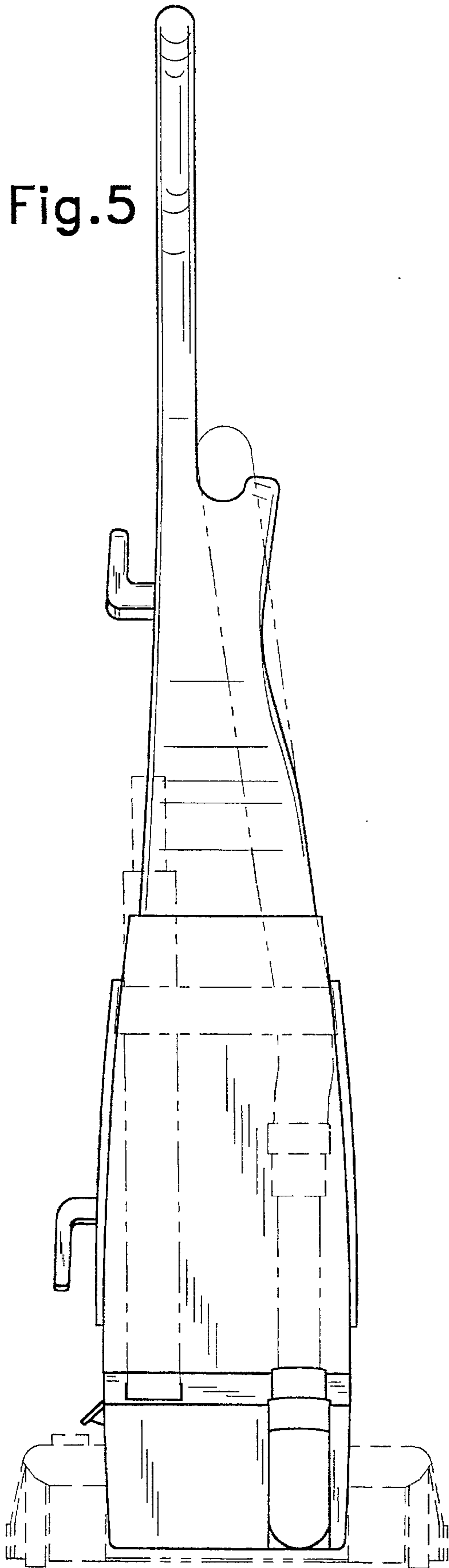


Fig.4

