



US00D381139S

United States Patent [19]

Johnson et al.

[11] Patent Number: **Des. 381,139**

[45] Date of Patent: ****Jul. 15, 1997**

[54] **MOLDED ABRASIVE BRUSH**

[75] Inventors: **David E. Johnson**, Ames, Iowa;
Richard M. Pihl, Cottage Grove,
Minn.; **David C. Roeker**, Hudson, Wis.

[73] Assignee: **Minnesota Mining and
Manufacturing Company**, Saint Paul,
Minn.

[**] Term: **14 Years**

5,233,719	8/1993	Young et al.	15/179
5,233,794	8/1993	Kikutani et al.	51/206 NF
5,304,223	4/1994	Pieper et al.	51/293
5,316,812	5/1994	Stout et al.	428/64
5,400,458	3/1995	Rambosek	15/179
5,443,906	8/1995	Pihl et al.	428/370
5,477,580	12/1995	Buysse	15/180

FOREIGN PATENT DOCUMENTS

2043501	10/1980	United Kingdom	B24D 11/00
2280142	1/1995	United Kingdom	B29C 67/24
2281075	2/1995	United Kingdom	B24D 5/06

OTHER PUBLICATIONS

Joseph Gaser, *Advancements in Flexible Abrasive Finishing Tools*, Technical Paper, Society of Manufacturing Engineers, SME No. MR93-135, 1993.

Joseph P. Gaser, *Applications with Abrasive Nylon Filament Tools*, Technical Paper, Society of Manufacturing Engineers, SME No. MR93-326, 1993.

Prasad S. Mahadev and Richard C. Sawyer, Jr., *Tufted Nylon Abrasive Filament (TNAF) Disc Brushes—A New Alternative to Deburring, Edge Radiusing and Finishing Problems*, Technical Paper, Society of Manufacturing Engineers, SME No. MR93-317, 1993.

Primary Examiner—A. Hugo Word
Assistant Examiner—Lavone D. Tabor
Attorney, Agent, or Firm—Gary L. Griswold; Walter N. Kirn; James J. Trussell

[21] Appl. No.: **38,187**

[22] Filed: **Apr. 28, 1995**

[51] **LOC (6) Cl.** **15-05**

[52] **U.S. Cl.** **D32/25; D4/127; D4/136;
D32/19**

[58] **Field of Search** D4/100, 102, 127,
D4/130, 132, 135, 136; D32/19-20, 25;
15/22.1, 22.2, 28, 159.1, 160, 186, 187,
49.1, 50.1, 50.3, 87, 179, 180, 230; 451/526-530,
533, 534, 539, 540-543, 548, 911, 916

[56] References Cited

U.S. PATENT DOCUMENTS

Re. 26,403	6/1968	Kutik	15/187
1,998,562	4/1935	Sturgis	15/180
2,328,998	9/1943	Radford	51/185
2,682,734	7/1954	Peterson	51/190
2,826,776	3/1958	Peterson	15/179
2,878,048	3/1959	Peterson	288/2
2,984,053	5/1961	Peterson	51/193.5
3,016,554	1/1962	Peterson	15/159.1
3,076,219	2/1963	Peterson	15/179
3,090,061	5/1963	Charvat	15/159.1
3,134,122	5/1964	Charvat	15/179
3,562,968	2/1971	Johnson et al.	51/389
3,755,847	9/1973	Liebscher	15/179
4,945,687	8/1990	Scheider et al.	51/394
5,045,091	9/1991	Abrahamson et al.	51/293
5,129,197	7/1992	Tyler et al.	51/358
5,170,593	12/1992	Tyler et al.	51/334
5,174,795	12/1992	Wiand	51/295
5,187,904	2/1993	Tyler et al.	51/330
5,209,760	5/1993	Wiand	51/293
5,216,847	6/1993	Scheider et al.	51/330
5,232,470	8/1993	Wiand	51/295

[57] CLAIM

The ornamental design for a molded abrasive brush, as shown and described.

DESCRIPTION

FIG. 1 is a perspective view of a molded abrasive brush showing our new design;

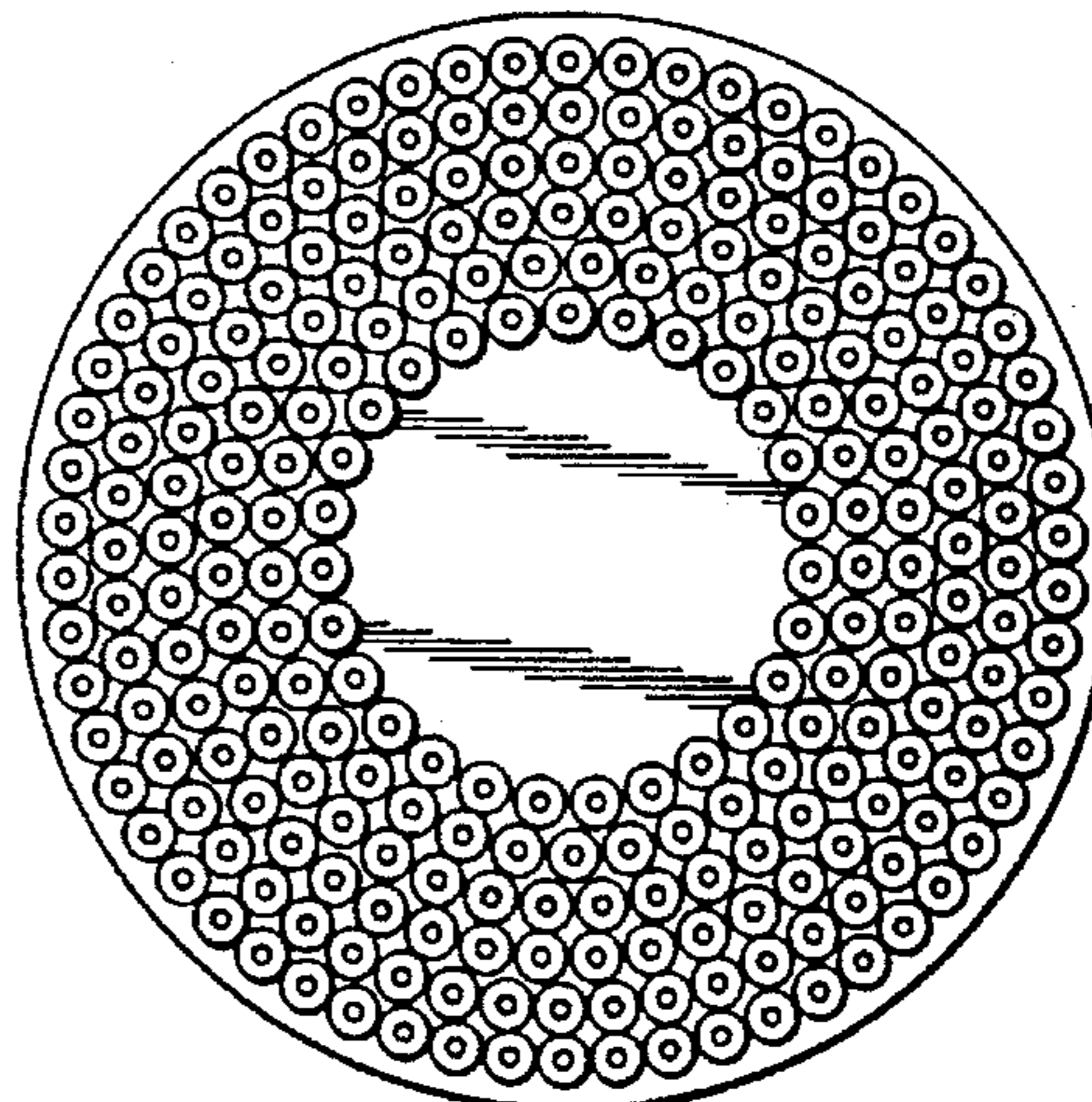
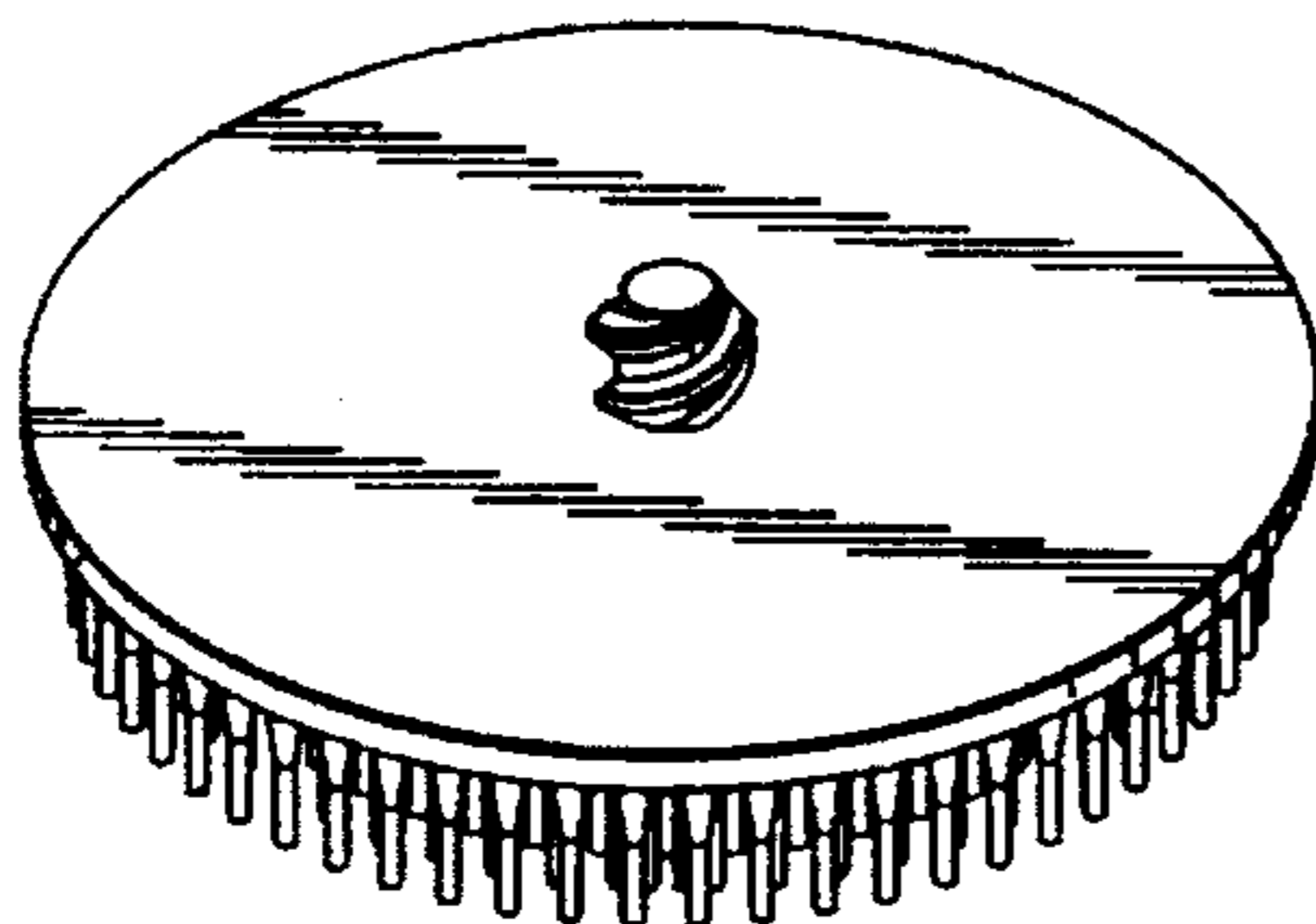
FIG. 2 is a bottom plan view thereof;

FIG. 3 is a side elevation view thereof; and,

FIG. 4 is a top plan view thereof.

The undisclosed sides of the brush with the exception of the threaded stem are the same in appearance as the side shown in FIG. 3.

1 Claim, 1 Drawing Sheet



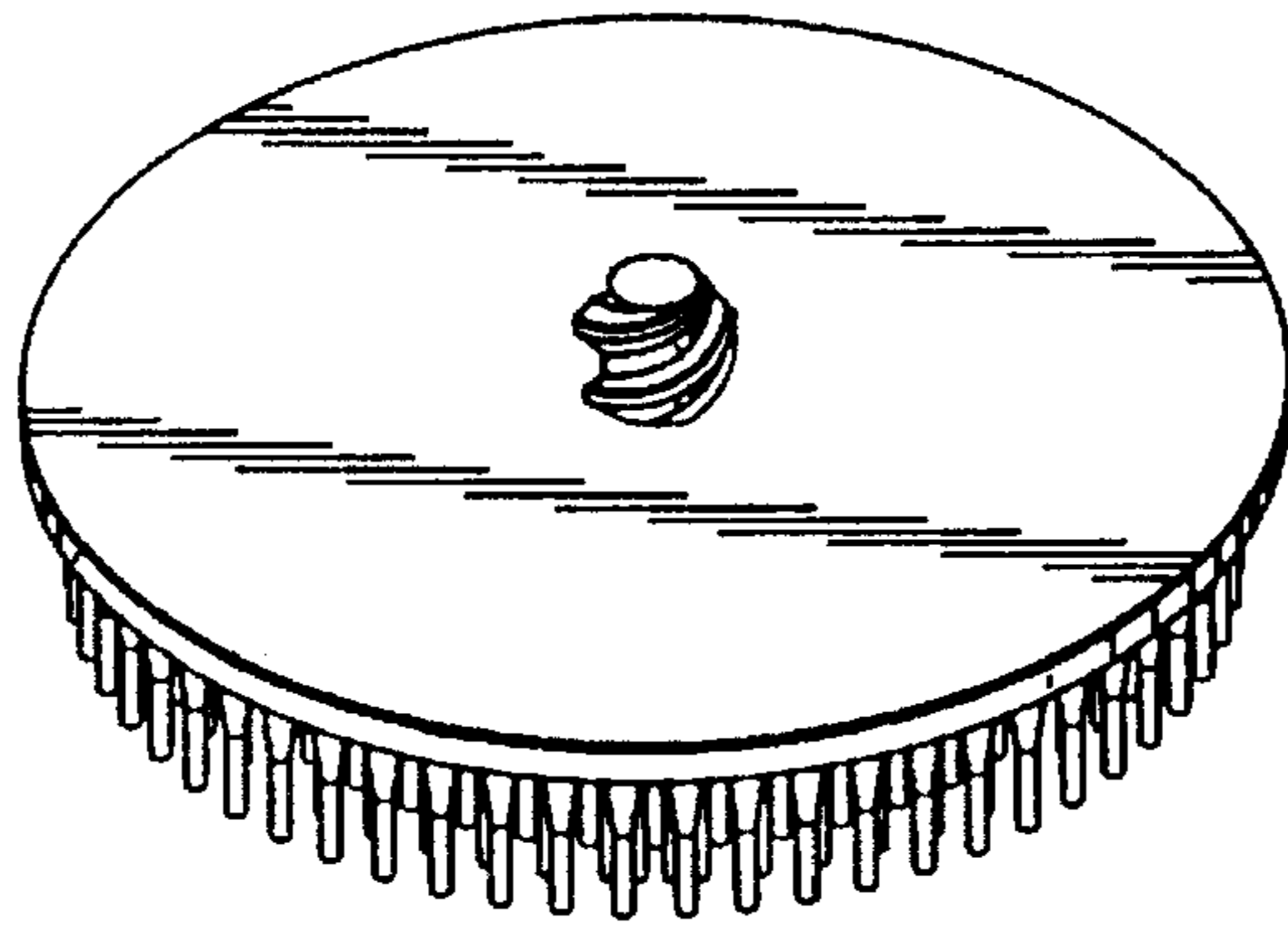


Fig. 1

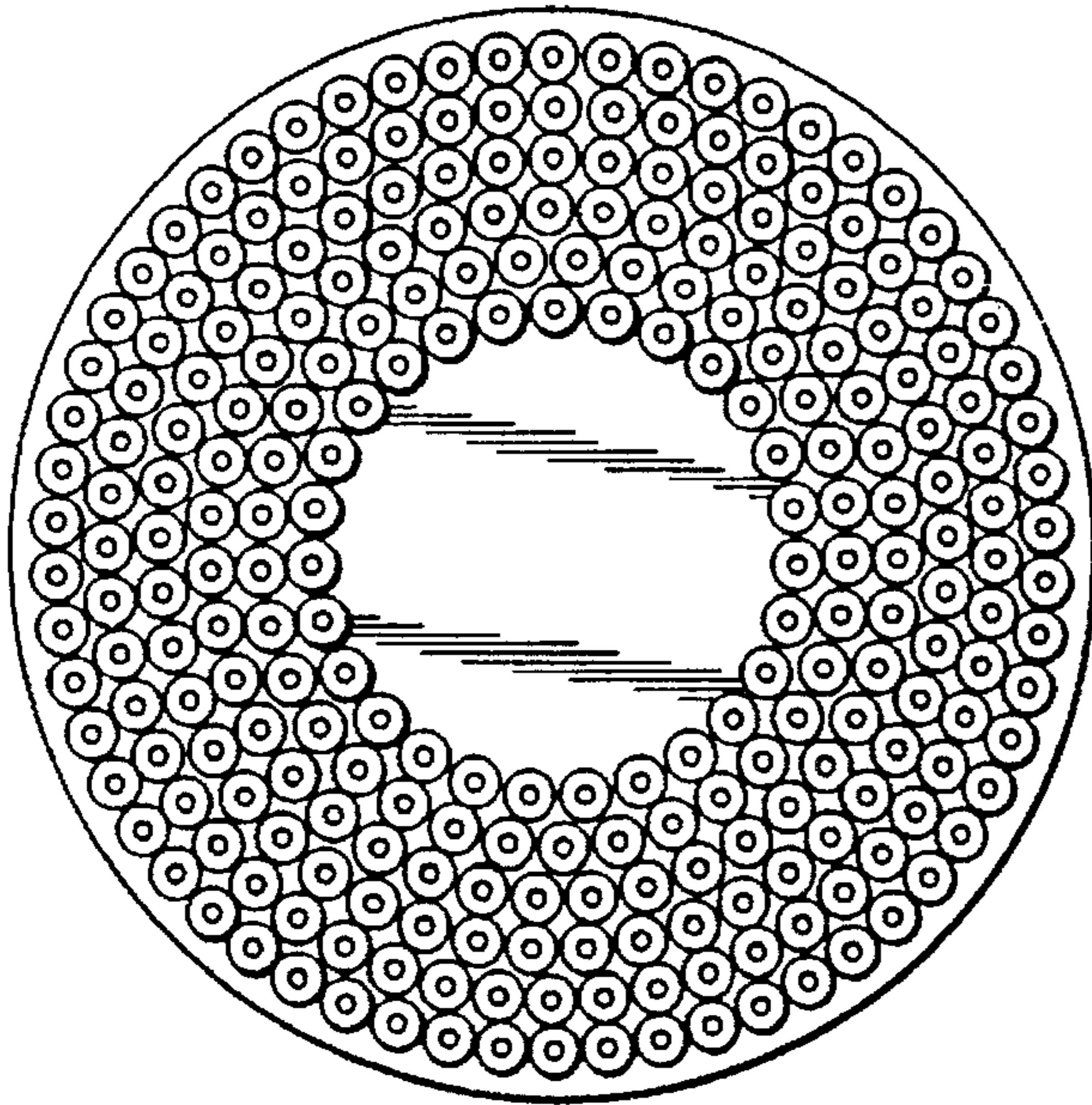


Fig. 2

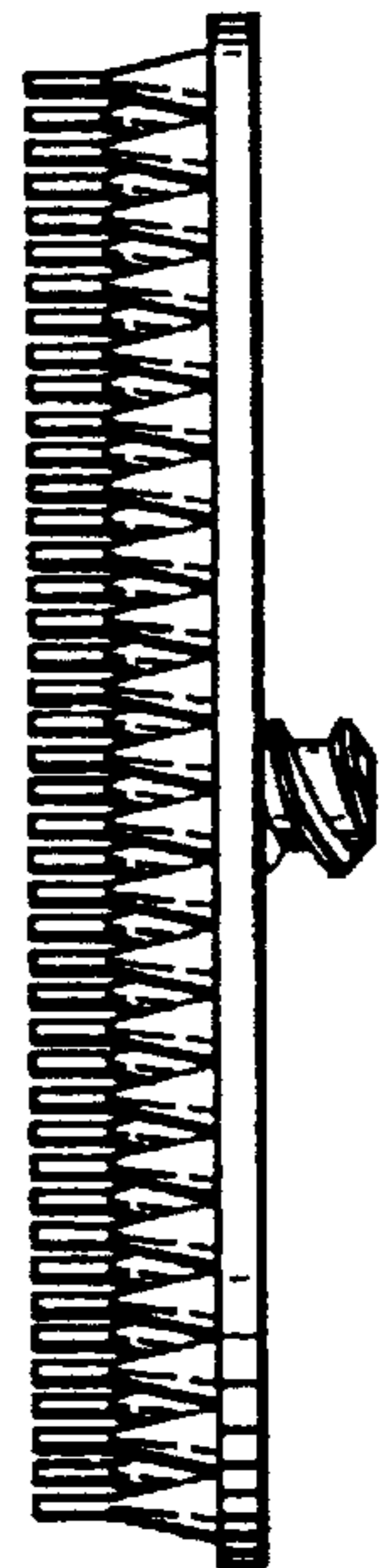


Fig. 3

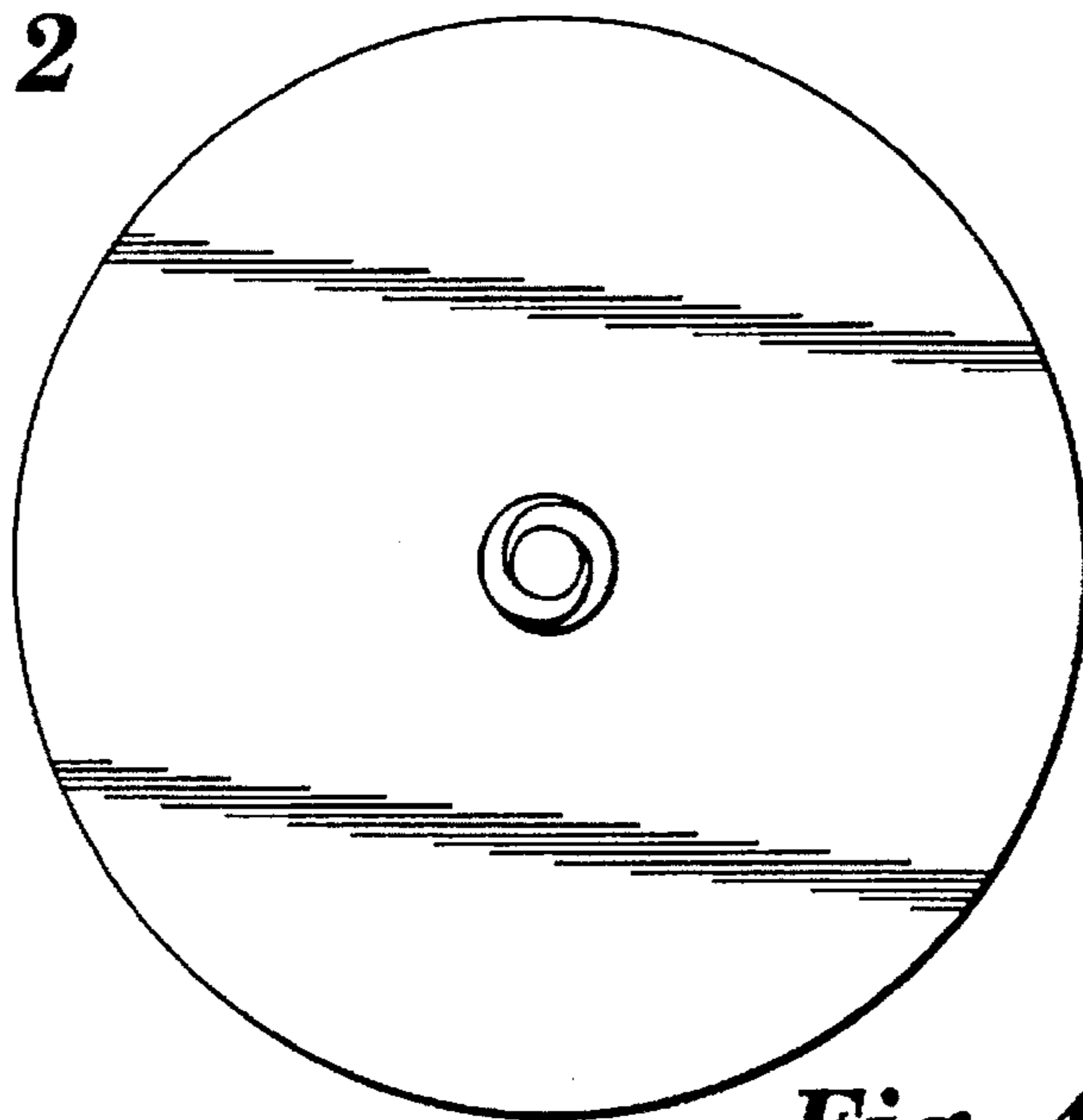


Fig. 4