



US00D381131S

United States Patent [19]

[11] Patent Number: **Des. 381,131**

Duback et al.

[45] Date of Patent: ****Jul. 15, 1997**

[54] SHIN GUARD

[75] Inventors: **Jeffrey E. Duback**, Davidson; **Eric D. Vaughter**, Charlotte, both of N.C.

[73] Assignee: **Parker Medical Associates**, Charlotte, N.C.

[**] Term: **14 Years**

[21] Appl. No.: **55,124**

[22] Filed: **May 30, 1996**

[51] LOC (6) Cl. **29-02**

[52] U.S. Cl. **D29/120; D29/122**

[58] Field of Search D29/100, 120, D29/121, 122; 2/2, 22, 16, 20, 23, 24; 36/2 R

[56] **References Cited**

U.S. PATENT DOCUMENTS

D. 202,540	10/1965	Nicholas et al.	D29/100
D. 322,867	12/1991	Peart et al.	D29/121
D. 336,548	6/1993	Zeller	D29/121
D. 362,087	9/1995	Anson	D29/120
1,689,558	10/1928	Pattern .	

2,553,612	5/1951	Taylor .	
2,785,407	3/1957	Reeder	D29/121
4,484,360	11/1984	Leighton et al. .	
4,570,622	2/1986	von Bonin et al. .	
4,869,046	9/1989	Parker .	
5,003,970	4/1991	Parker et al. .	
5,544,663	8/1996	Duback .	

FOREIGN PATENT DOCUMENTS

2055582	3/1981	United Kingdom .
2200286	8/1988	United Kingdom .

Primary Examiner—Ruth McInroy
Attorney, Agent, or Firm—W. Thad Adams, III, P.A.

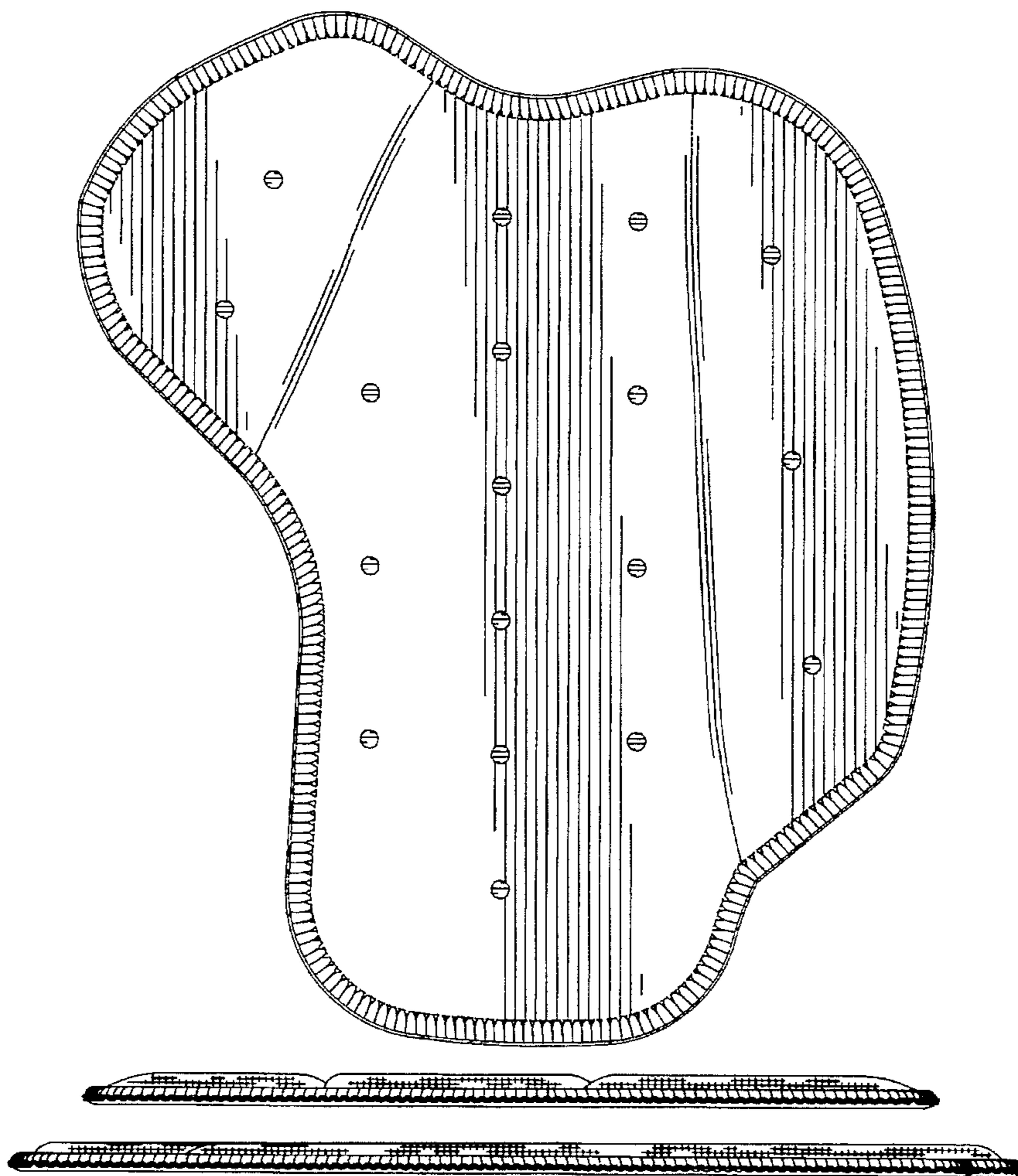
[57] **CLAIM**

The ornamental design for a shin guard, as shown.

DESCRIPTION

FIG. 1 is a bottom plan view of a shin guard showing our new design;
FIG. 2 is a top plan view thereof;
FIG. 3 is a top end view thereof;
FIG. 4 is a bottom end view thereof;
FIG. 5 is a left side view thereof; and,
FIG. 6 is a right side view thereof.
The crosshatch surface shading is understood to repeat throughout the indicated area in FIGS. 1 and 3-6 .

1 Claim, 4 Drawing Sheets



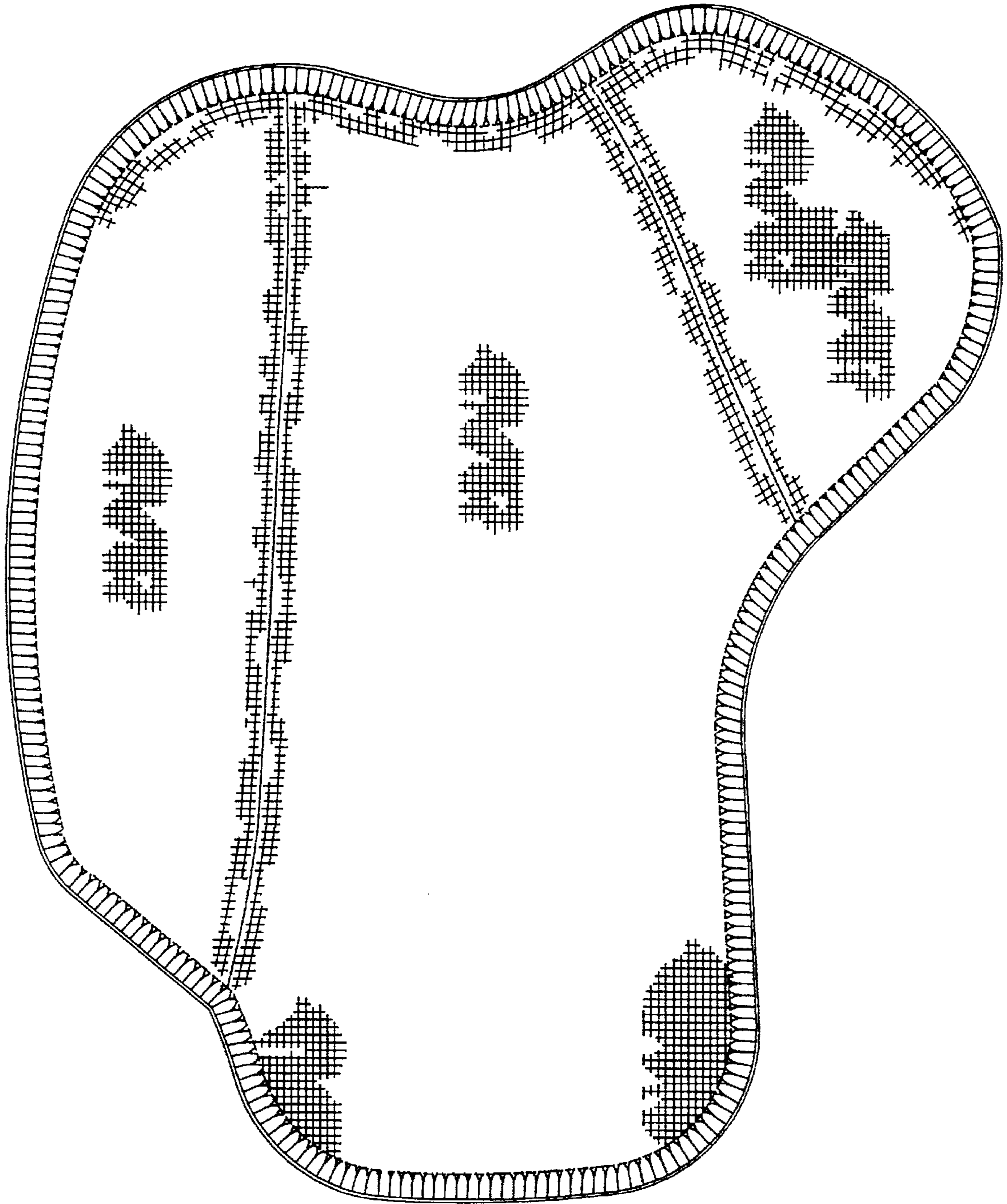


FIG. 1

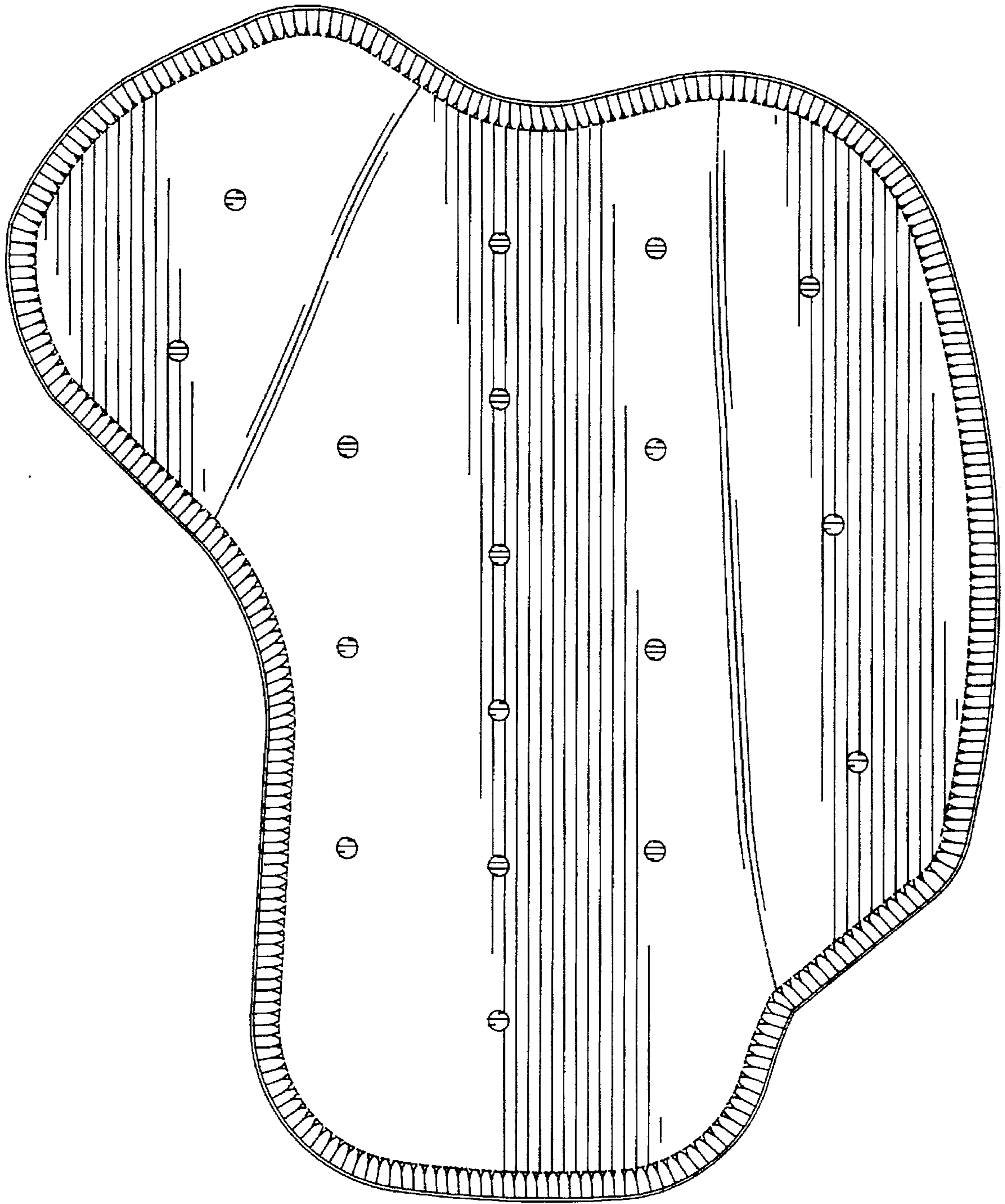


FIG. 2

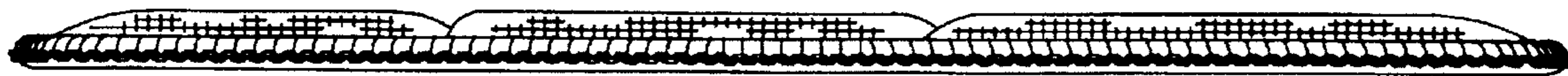


FIG. 3

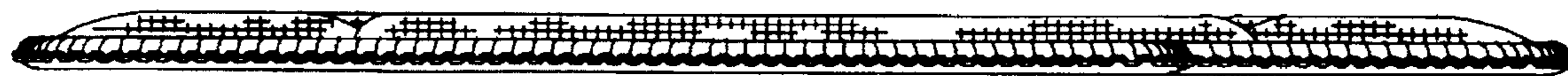


FIG. 4



FIG. 5



FIG. 6