



US00D381098S

United States Patent [19] Gay

[11] Patent Number: **Des. 381,098**

[45] Date of Patent: ****Jul. 15, 1997**

[54] **LAWN EDGE**

5,315,780 5/1994 Thomas 47/33

[75] Inventor: **G. Thomas Gay**, 3275 Georgian Ct.,
Erie, Pa. 16506

Primary Examiner—Doris Clark
Attorney, Agent, or Firm—Hugh D. Jaeger

[73] Assignees: **G. Thomas Gay; Joyce E. Gay**, both
of Erie, Pa.

[57] **CLAIM**

The original design for a lawn edge, as shown and described.

[**] Term: **14 Years**

DESCRIPTION

[21] Appl. No.: **46,503**

FIG. 1 illustrates a isometric view thereof;
FIG. 2 illustrates a front view thereof;
FIG. 3 illustrates a right side view thereof;
FIG. 4 illustrates a left side view thereof;
FIG. 5 illustrates a back view thereof;
FIG. 6 illustrates a top view thereof; and,
FIG. 7 illustrates a bottom view thereof.

[22] Filed: **Nov. 16, 1995**

[51] **LOC (6) Cl.** **25-99**

[52] **U.S. Cl.** **D25/164**

[58] **Field of Search** D25/119, 164;
47/33

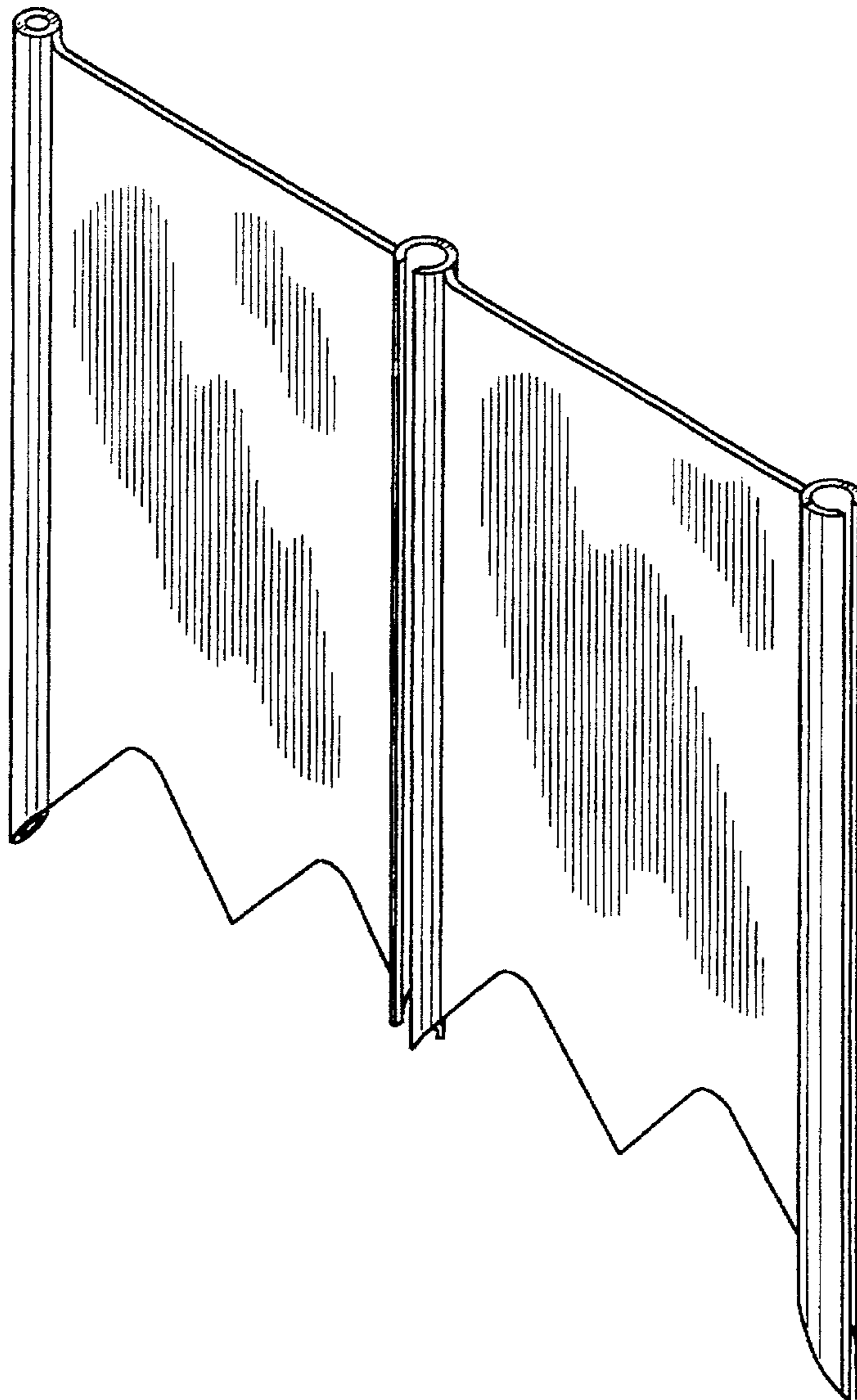
The lawn edge is broken on the end to indicate indefinite length.

[56] **References Cited**

U.S. PATENT DOCUMENTS

D. 353,213 12/1994 Revm D25/164

1 Claim, 7 Drawing Sheets






FIG. 1

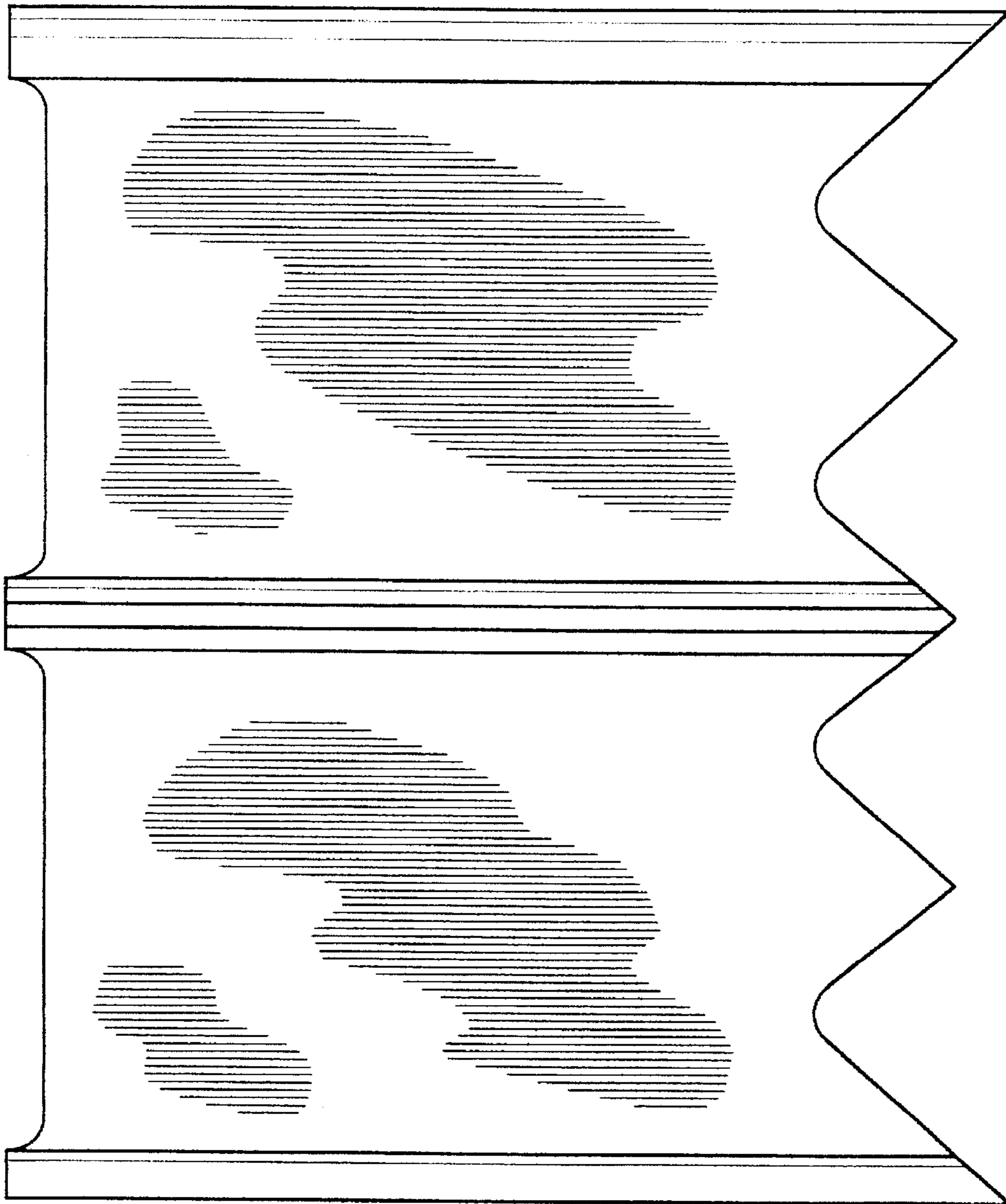


FIG. 2




FIG. 3




FIG. 4

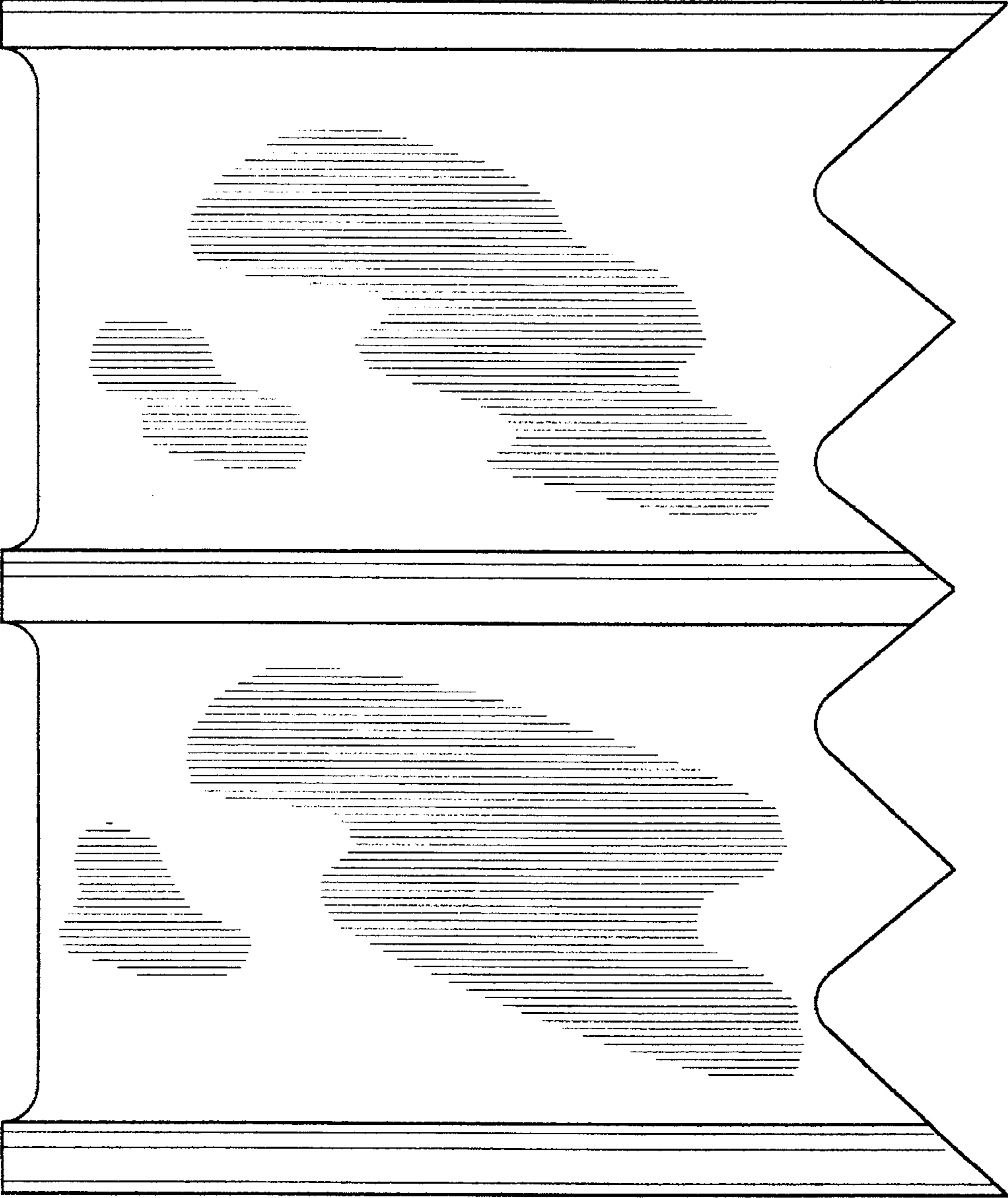


FIG. 5



FIG. 6




FIG. 7