



US00D381085S

United States Patent [19]

Fekete

[11] Patent Number: **Des. 381,085**

[45] Date of Patent: ****Jul. 15, 1997**

[54] **MULTIPLE MEDICAMENT IMPLANT
CARTRIDGE FOR ANIMAL TREATMENT**

[75] Inventor: **Guy Fekete, Versailles, France**

[73] Assignee: **Roussel UCLAF, Paris, France**

[**] Term: **14 Years**

[21] Appl. No.: **26,850**

[22] Filed: **Aug. 8, 1994**

[30] **Foreign Application Priority Data**

Feb. 8, 1994 [FR] France 94 0677

[51] LOC (6) Cl. **24-02**

[52] U.S. Cl. **D24/226**

[58] Field of Search D24/130, 113,
D24/145, 224, 226; D9/341; 604/61, 60,
62, 63

[56] **References Cited**

U.S. PATENT DOCUMENTS

D. 264,681 6/1982 Turley D24/226 X
D. 276,266 11/1984 Boris D24/226
4,077,406 3/1978 Sandhage et al. 604/61

4,447,223 5/1984 Kaye et al. 604/61
4,451,254 5/1984 Dinius et al. 604/62
4,799,921 1/1989 Johnson et al. 604/62 X
5,135,493 8/1992 Peschke 604/61
5,147,295 9/1992 Stewart 604/61

Primary Examiner—Louis S. Zarfaz

Assistant Examiner—I. Simmons

Attorney, Agent, or Firm—Merchant, Gould, Smith, Edell,
Welter & Schmidt, P.A.

[57] **CLAIM**

The ornamental design for a multiple medicament implant cartridge for animal treatment, as shown.

DESCRIPTION

FIG. 1 is a perspective view from above, one side and one end;

FIG. 2 is a bottom plan view;

FIG. 3 is a right side view;

FIG. 4 is a front view;

FIG. 5 is a left side view;

FIG. 6 is a top plan view; and,

FIG. 7 is a back view like FIG. 4 vertically rotated from top to bottom.

1 Claim, 2 Drawing Sheets




FIG. 1

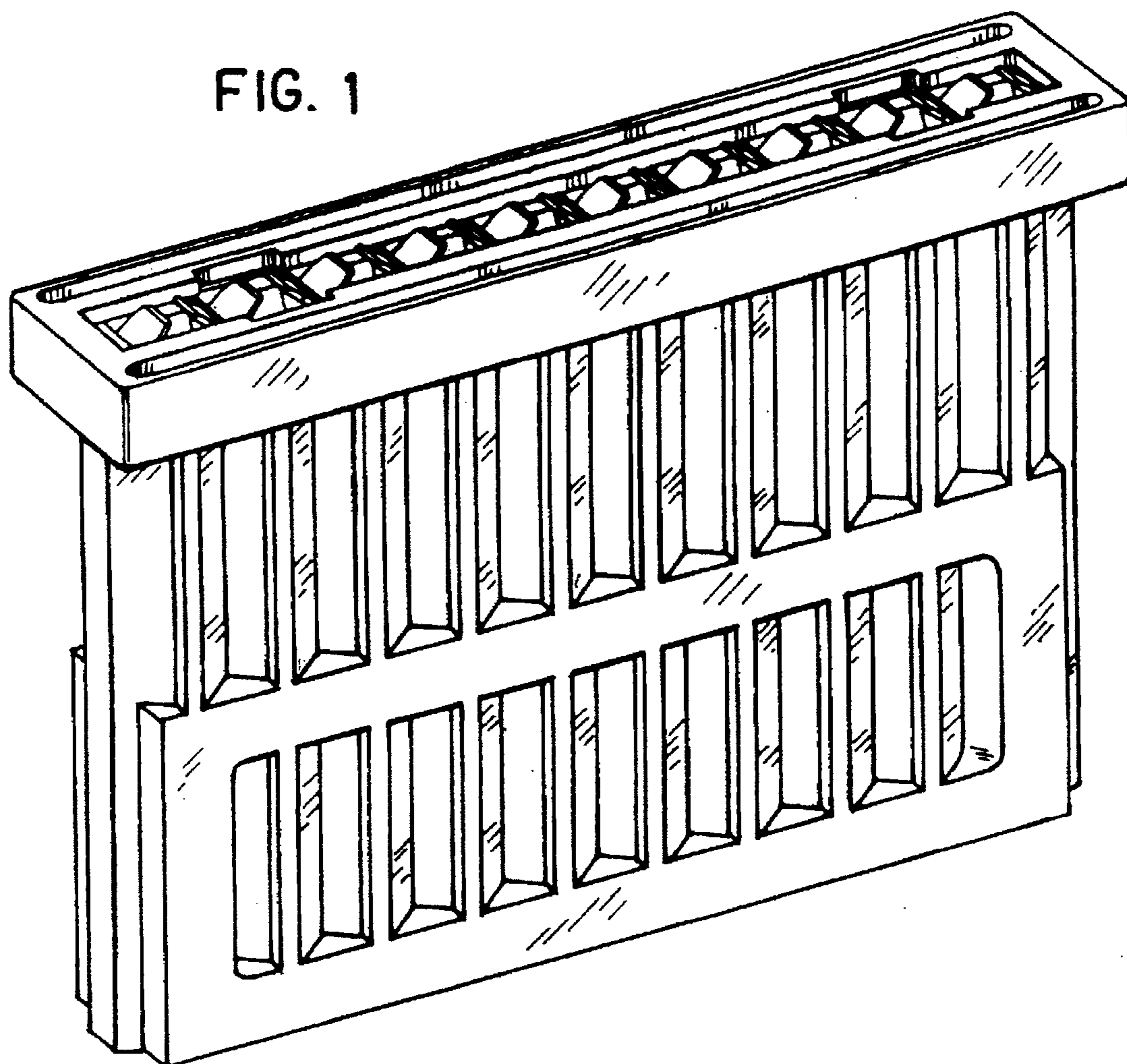


FIG. 2

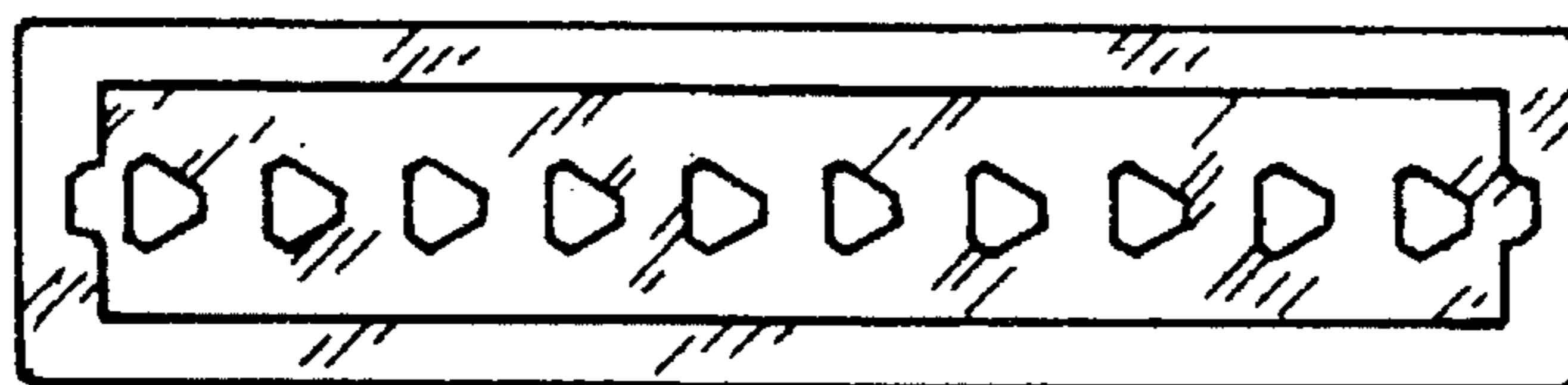


FIG. 3

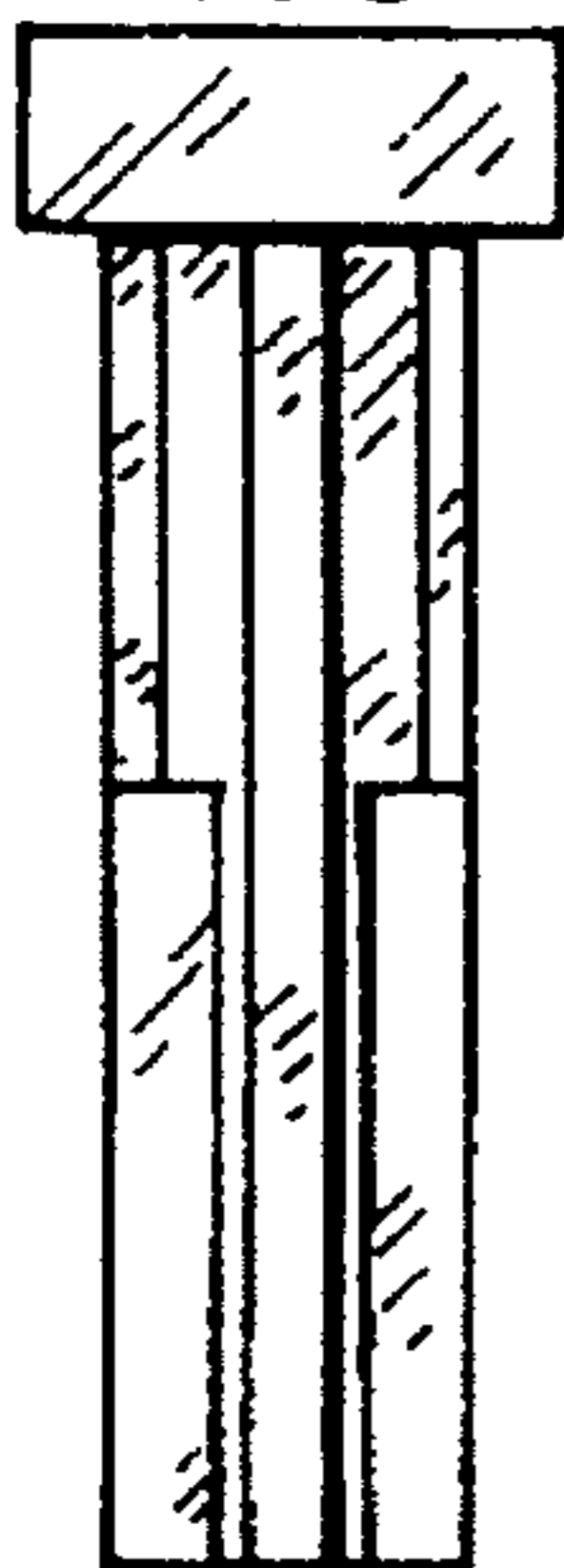


FIG. 4

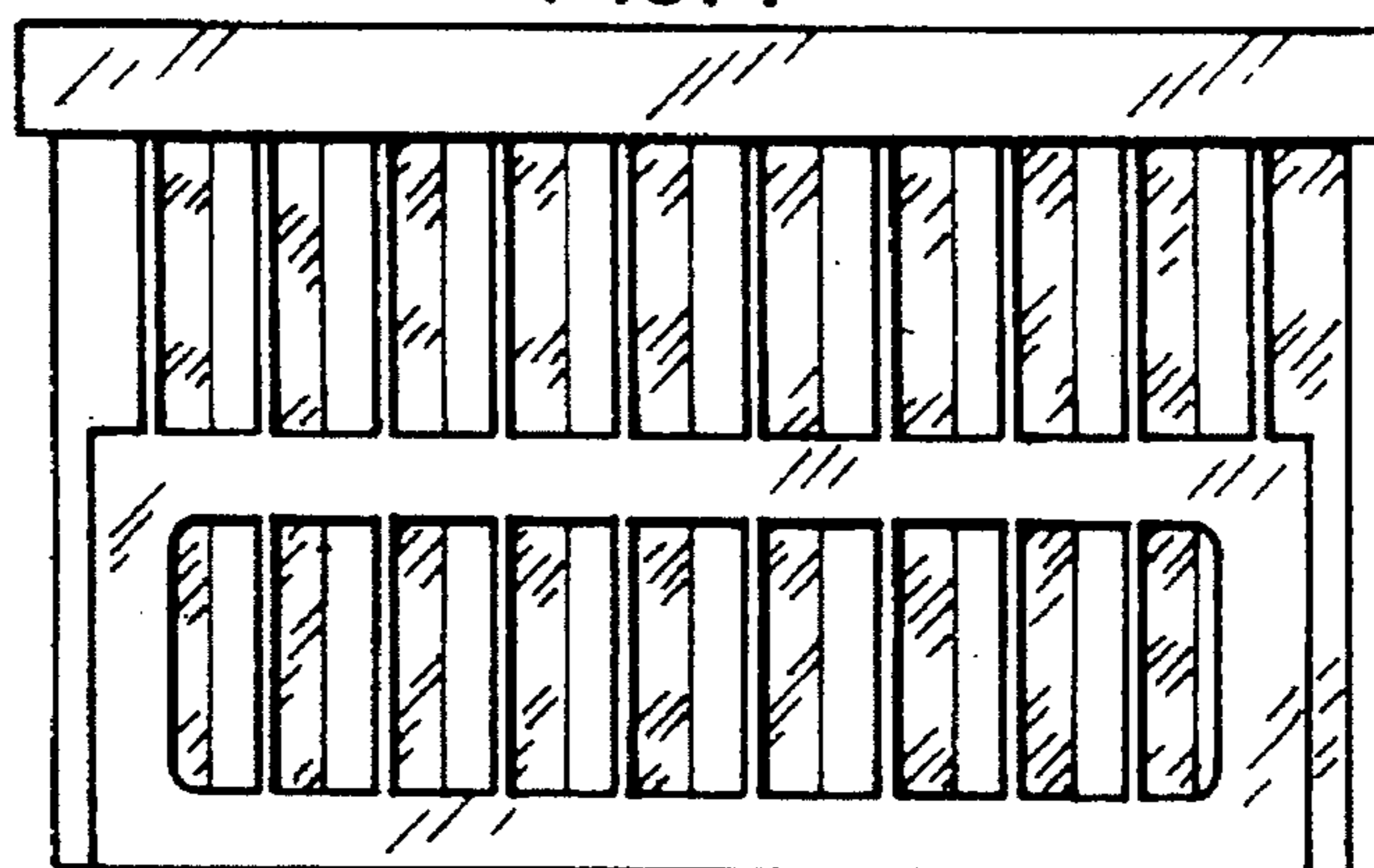


FIG. 5

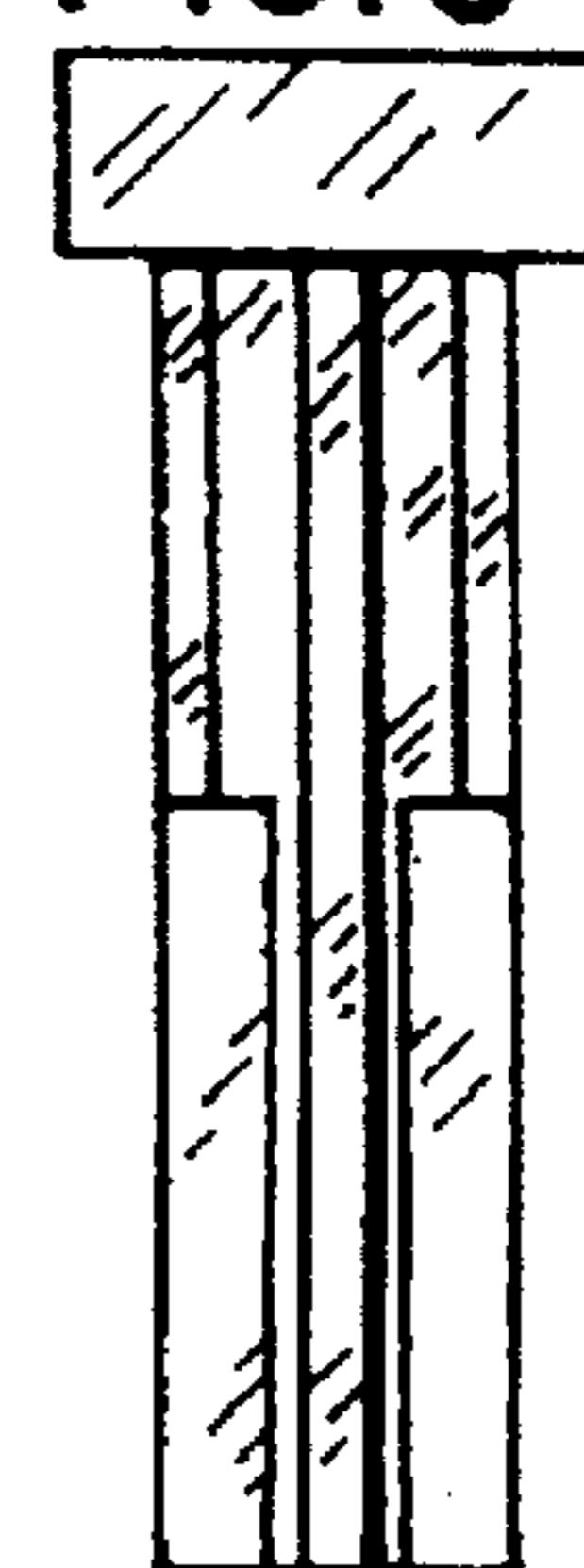


FIG. 6




FIG. 7

