



US00D381068S

United States Patent [19]
Herdman

[11] **Patent Number: Des. 381,068**
[45] **Date of Patent: **Jul. 15, 1997**

[54] **GUTTER FILTER**
[76] **Inventor: Michael Laurence Herdman, 21**
Telstar Place, Auckland, New Zealand

[**] **Term: 14 Years**

[21] **Appl. No.: 41,381**

[22] **Filed: Jul. 12, 1995**

[30] **Foreign Application Priority Data**

Jan. 19, 1995 [AU] **Australia** 148/95

[51] **LOC (6) Cl.** **23-01**

[52] **U.S. Cl.** **D23/267**

[58] **Field of Search** **D4/128, 131, 133;**
D23/267; 210/497.01, 497.1, 473, 483,
463; 52/11, 12; 15/206, 207.2, 160, 164,
104.2, 104.5; 4/DIG. 14, 292, 286, 287

[56] **References Cited**

U.S. PATENT DOCUMENTS

166,789 8/1875 **Leiner** 15/206
201,688 3/1878 **Leiner** 15/206
1,935,128 11/1933 **Pullman** 4/DIG. 14 X
2,041,985 5/1936 **Wallace** 15/164 X

3,864,267 2/1975 **Nelems** 52/12 X
3,959,831 6/1976 **Hendricks** 4/287
5,103,601 4/1992 **Hunt** 52/12

FOREIGN PATENT DOCUMENTS

456402 11/1991 **European Pat. Off.** 15/104.2
704414 2/1931 **France** 15/206
2716101 4/1978 **Germany** 15/206
32915 2/1984 **Japan** 210/483
537017 6/1941 **United Kingdom** 210/483

Primary Examiner—Ted Shooman

Assistant Examiner—C. Tuttle

Attorney, Agent, or Firm—Jacobson, Price, Holman & Stern, PLLC

[57] **CLAIM**

The ornamental design for a gutter filter, as shown and described.

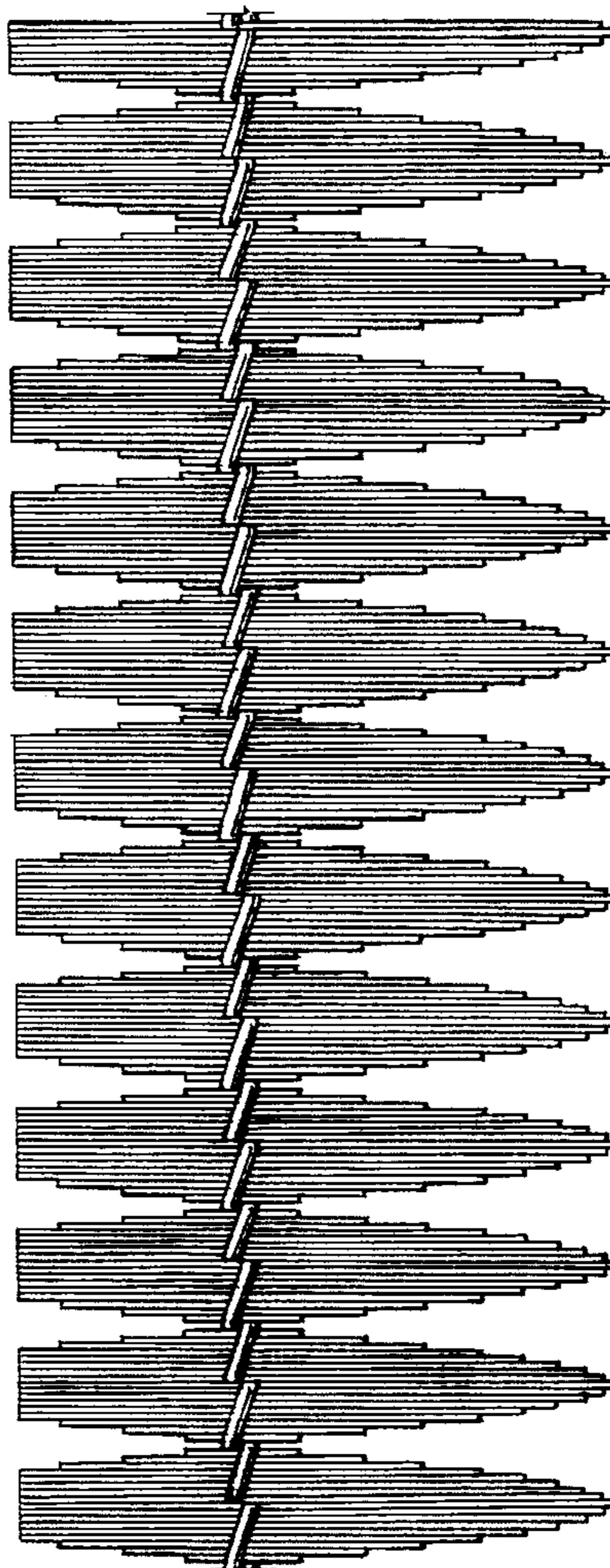
DESCRIPTION

FIG. 1 is a side elevational view of a gutter filter showing my new design, the break lines shown at the opposite ends being illustrative only of undetermined length;

FIG. 2 is an end view thereof; and,

FIG. 3 is a perspective view.

1 Claim, 3 Drawing Sheets



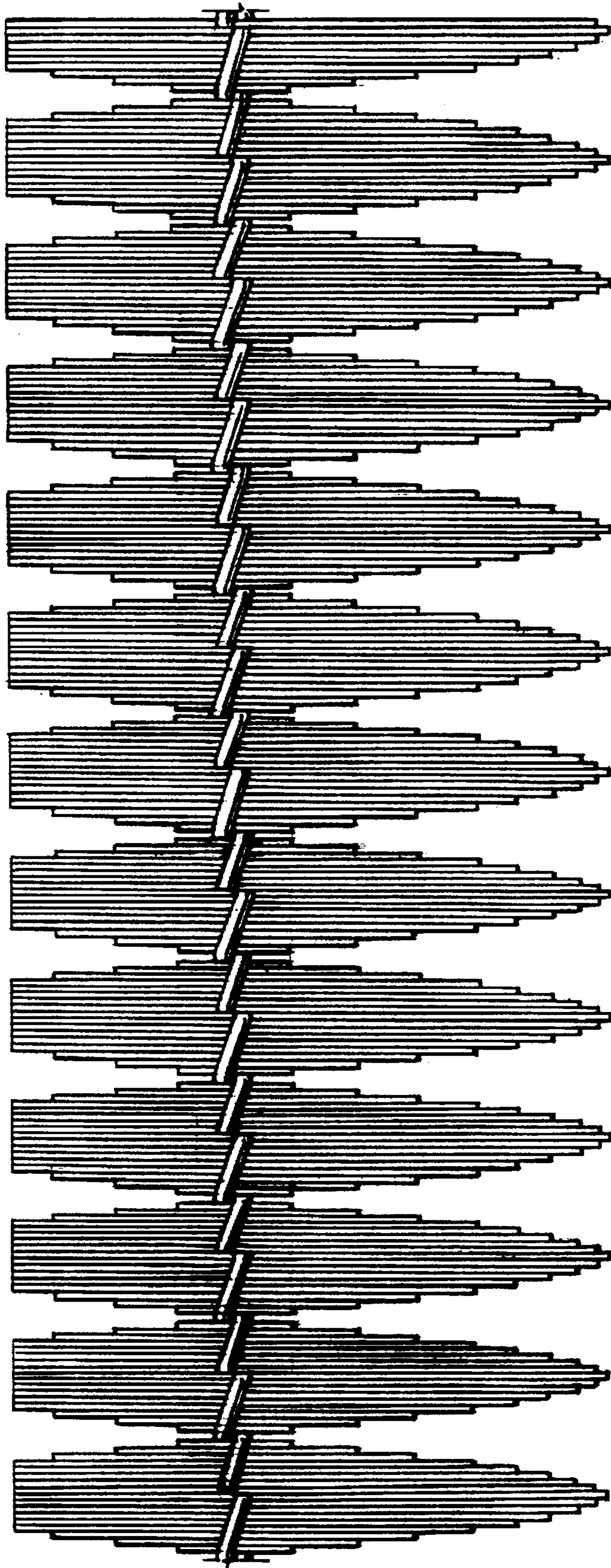


FIG. 1

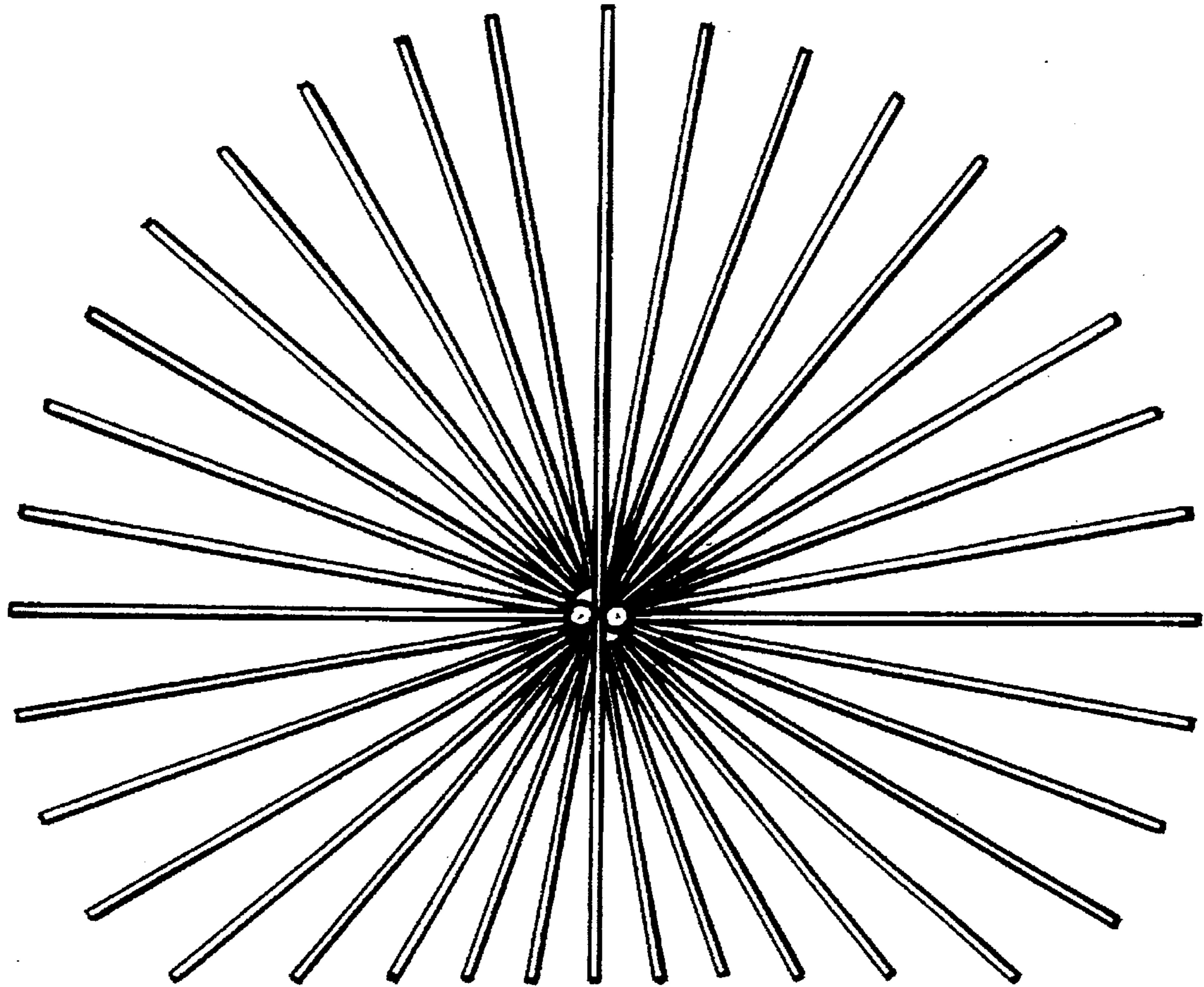


FIG. 2




FIG. 3