



US00D381063S

United States Patent [19]

Miller

[11] Patent Number: **Des. 381,063**

[45] Date of Patent: ****Jul. 15, 1997**

[54] **FISH HOOK REMOVER**

[76] Inventor: **Melvin Miller**, P.O. Box 25,
Owensville, Ohio 45160

[**] Term: **14 Years**

3,019,547 2/1962 Felts 43/53.5
 3,888,038 6/1975 Howell 43/53.5
 3,997,998 12/1976 Petersen, Sr. 43/53.5
 4,028,825 6/1977 Tetzner 43/53.5
 4,127,957 12/1978 Bourquin et al. 43/53.5
 4,914,853 4/1990 Swindle 43/53.5

[21] Appl. No.: **54,590**

[22] Filed: **May 15, 1996**

Primary Examiner—Doris V. Coles

[51] LOC (6) Cl. **22-05**

[52] U.S. Cl. **D22/149**

[58] Field of Search D22/134, 149;
43/53.5, 54, 55, 17.2

[57] CLAIM

The ornamental design for a fish hook remover, as shown.

[56] References Cited

DESCRIPTION

U.S. PATENT DOCUMENTS

D. 310,554 9/1990 Smith D22/149
 1,728,864 9/1929 Kramer 43/53.5
 2,586,245 2/1952 McRae D22/149 X
 2,589,976 3/1952 Steele 43/53.5
 2,887,817 5/1959 Sharpe D22/149

FIG. 1 is a right side view of the fish hook remover of the present invention;
 FIG. 2 is a left side view of the fish hook remover of FIG. 1;
 FIG. 3 is a front view of the fish hook remover of FIG. 1;
 FIG. 4 is a rear view of the fish hook remover of FIG. 1;
 FIG. 5 is a top view of the fish hook remover of FIG. 1; and,
 FIG. 6 is a bottom view of the fish hook remover of FIG. 1.

1 Claim, 3 Drawing Sheets

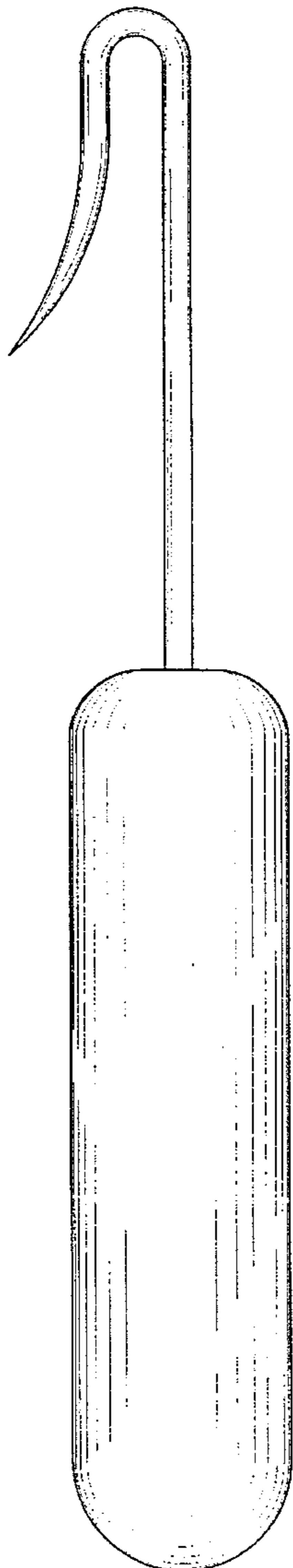


FIG. 1

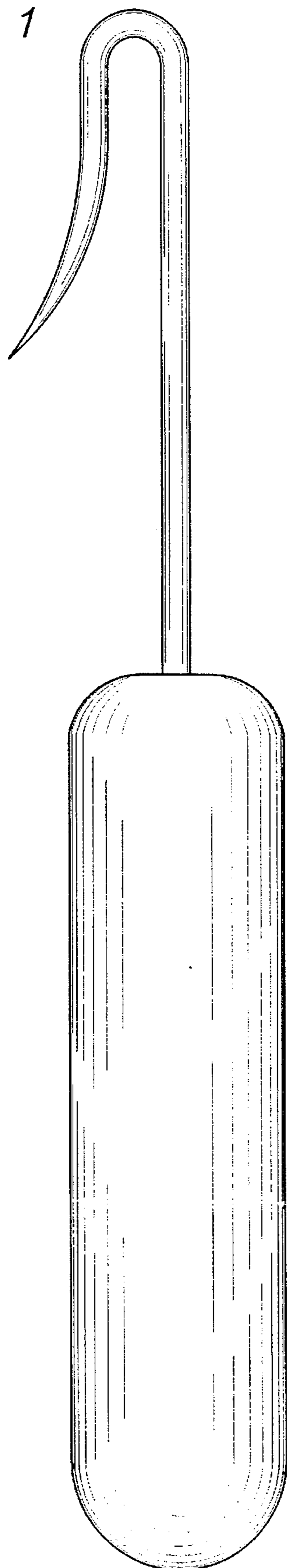


FIG. 2

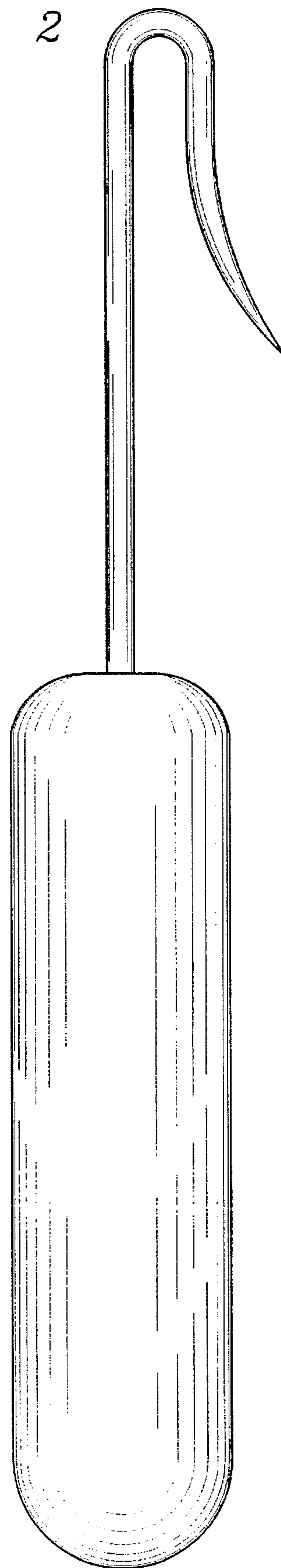


FIG. 3

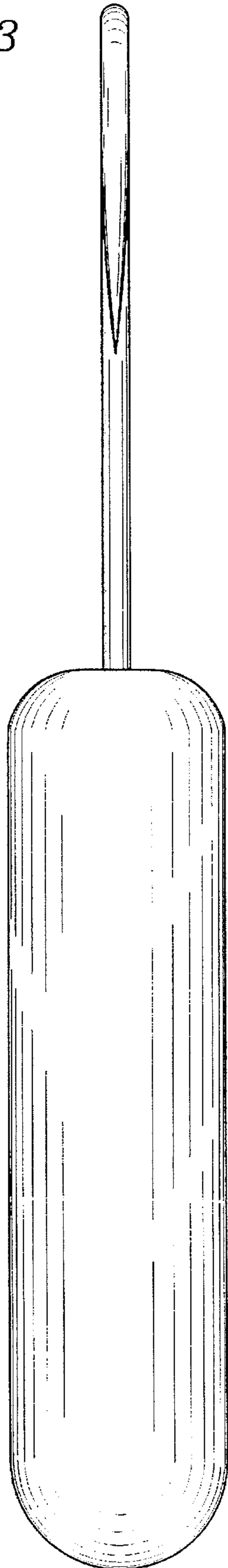


FIG. 4

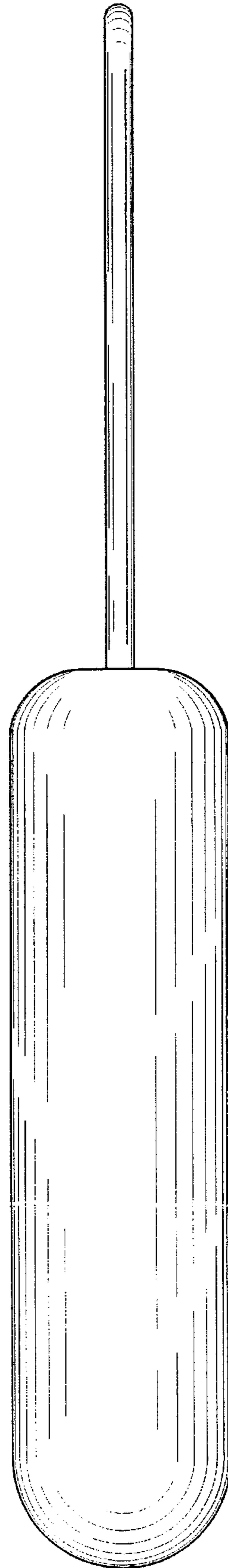


FIG. 5

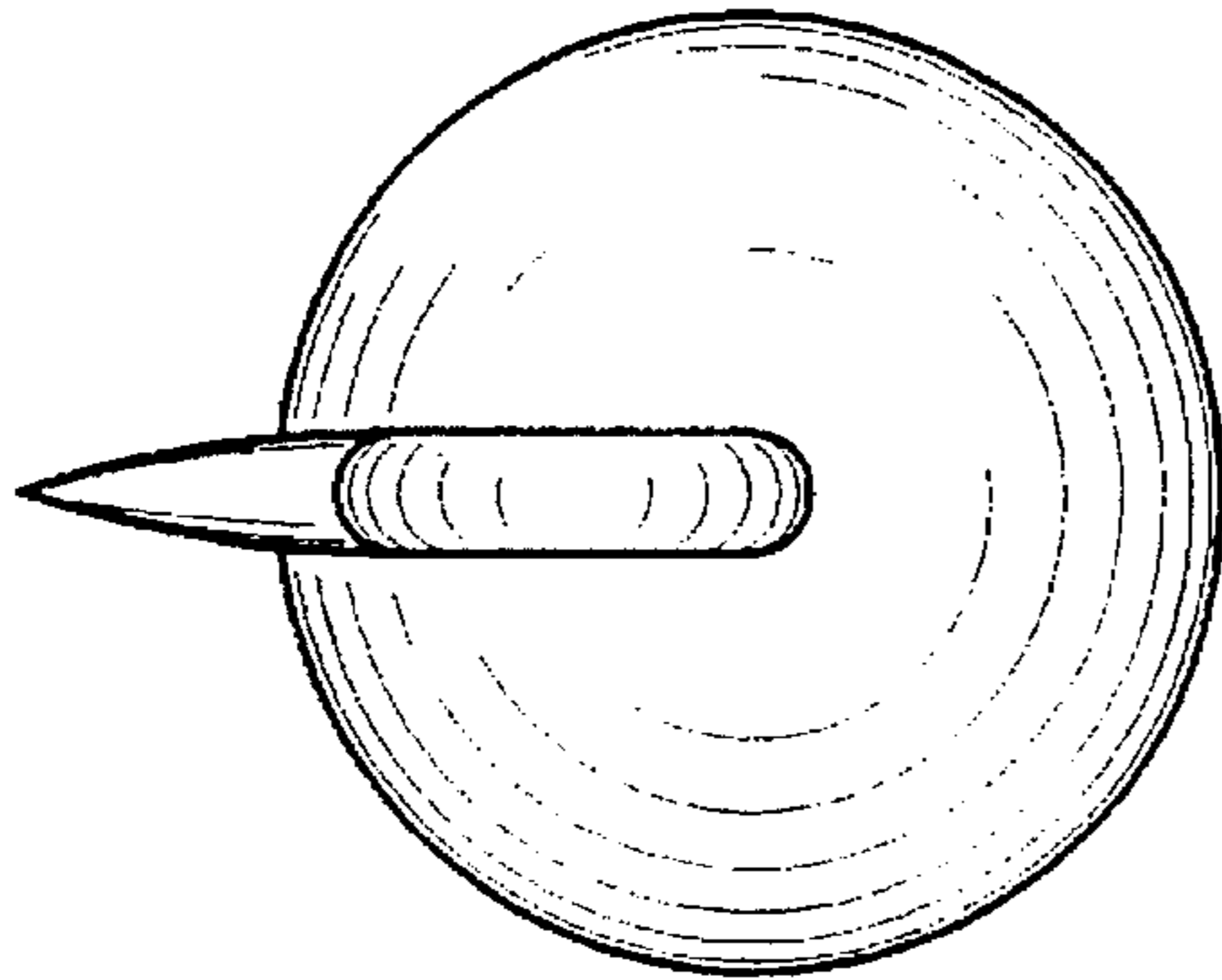


FIG. 6

