



US00D381055S

# United States Patent [19]

Jones et al.

[11] Patent Number: **Des. 381,055**

[45] Date of Patent: **\*\*Jul. 15, 1997**

[54] **MULTI-PURPOSE GOLF TOOL**

[76] Inventors: **Mark C. Jones**, 5717 NE. 232nd Ave.;  
**Louie Steinhauer**, 7304 NE. 182nd Ave., both of Vancouver, Wash. 98682

[\*\*] Term: **14 Years**

[21] Appl. No.: **42,144**

[22] Filed: **Aug. 2, 1995**

[51] LOC (6) Cl. .... **21-02**

[52] U.S. Cl. .... **D21/234**

[58] Field of Search ..... D21/234, 208;  
D4/116, 118; 473/408, 286

[56] **References Cited**

**U.S. PATENT DOCUMENTS**

- D. 197,342 1/1964 Doble ..... D21/234
- D. 328,117 7/1992 Haugom ..... D21/234
- D. 340,755 10/1993 Shearer ..... D21/234

- D. 365,133 12/1995 Belmont ..... D21/234
- 3,622,157 11/1971 Hatch ..... 473/408 X
- 5,393,052 2/1995 Kennedy ..... 473/408 X

*Primary Examiner*—Pabhakar G. Deshmukh  
*Assistant Examiner*—Cheri Cohen  
*Attorney, Agent, or Firm*—Marger, Johnson, McCollom & Stolowitz

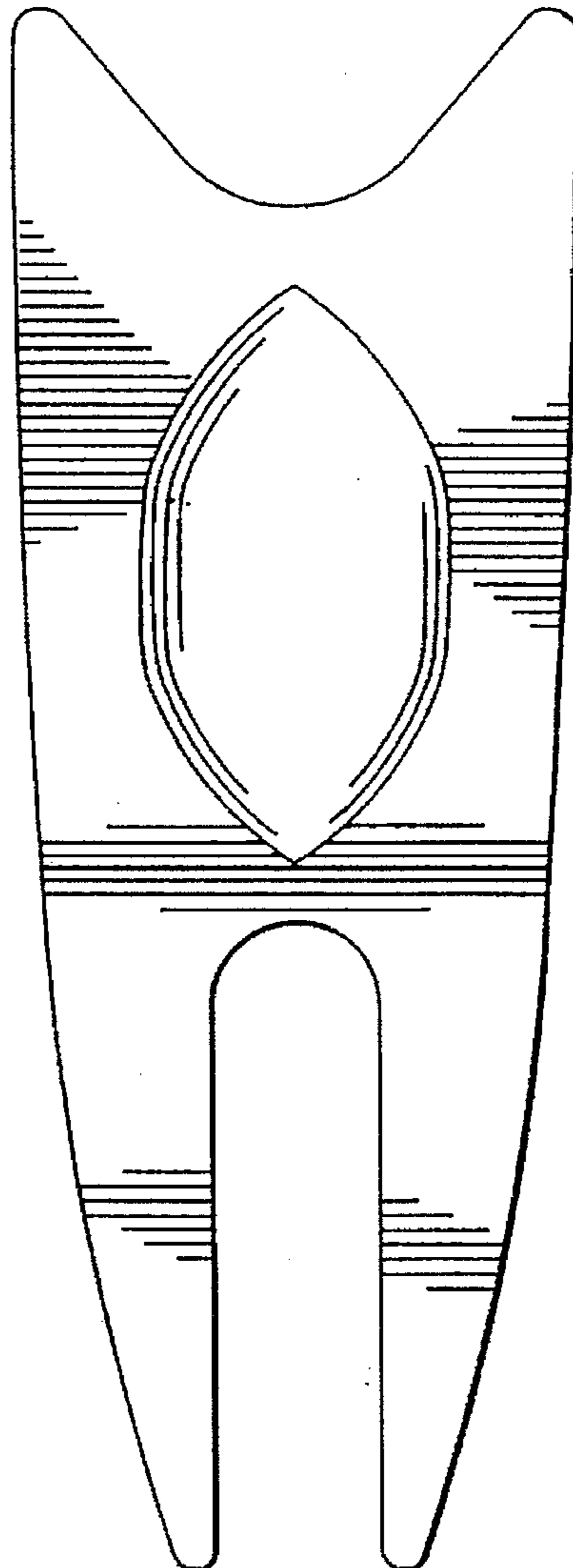
[57] **CLAIM**

The ornamental design for the multi-purpose golf tool, as shown and described.

**DESCRIPTION**

FIG. 1 is a top plan view thereof, showing my new design;  
FIG. 2 is a right side view thereof;  
FIG. 3 is a bottom plan view thereof;  
FIG. 4 is a front end view thereof; and,  
FIG. 5 is a rear end view thereof.

**1 Claim, 1 Drawing Sheet**



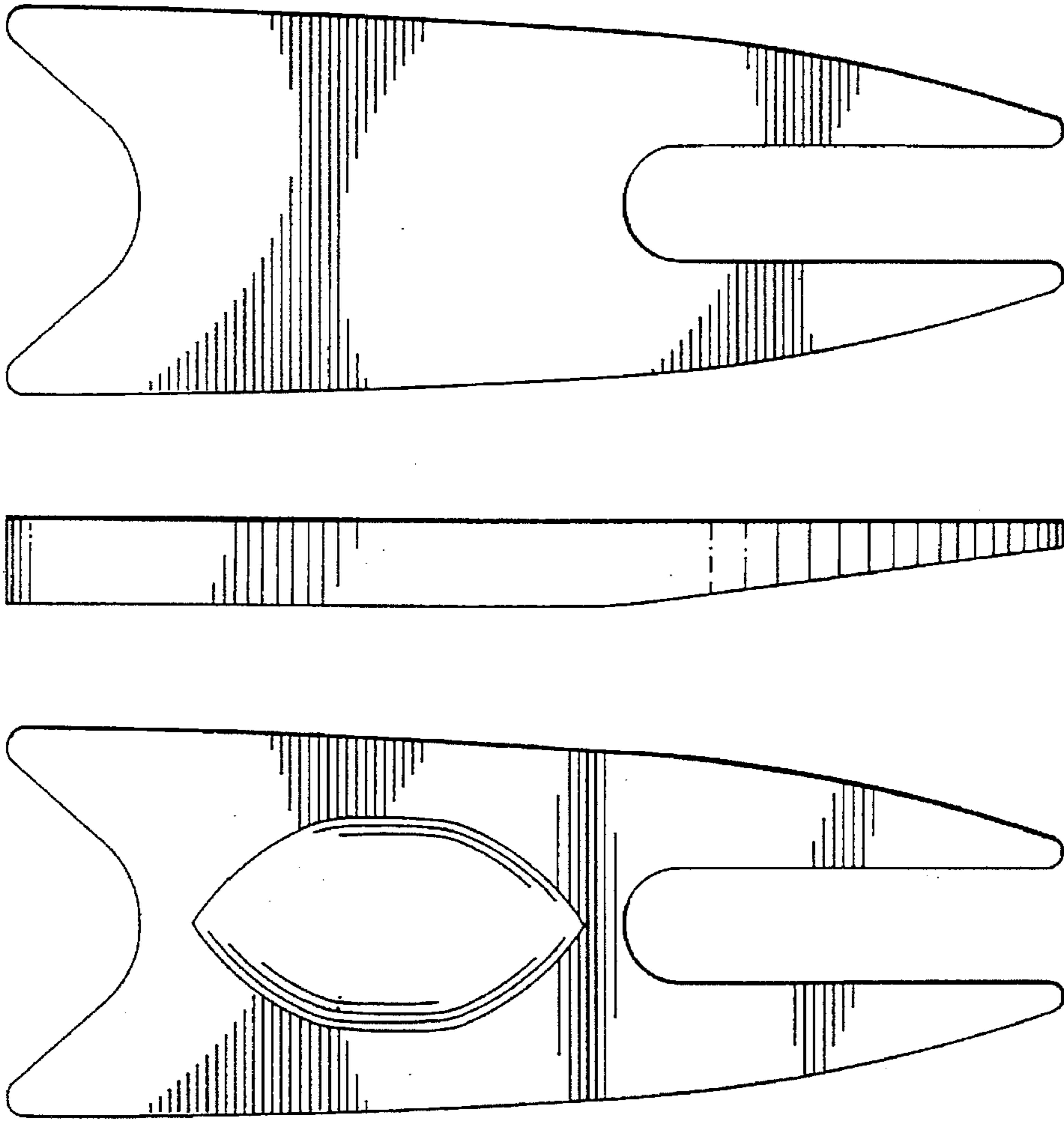


FIG. 1      FIG. 2      FIG. 3

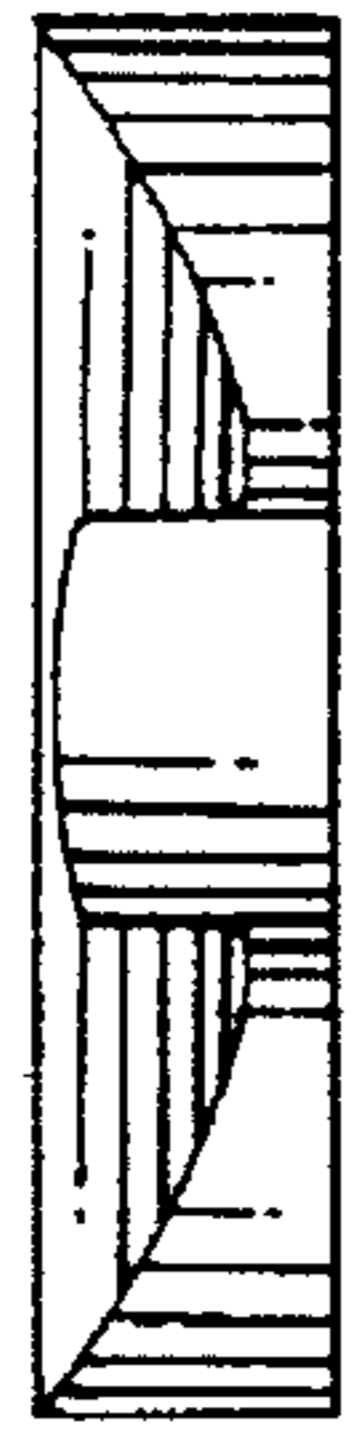


FIG. 4      FIG. 5