



US00D381053S

United States Patent [19]

Bleiweis

[11] Patent Number: **Des. 381,053**

[45] Date of Patent: ****Jul. 15, 1997**

[54] **ADJUSTABLE WEIGHT STRAP**
 [75] Inventor: **Mark C. Bleiweis**, Fairlawn, Ohio
 [73] Assignee: **Fitness Quest Inc.**, Canton, Ohio
 [**] Term: **14 Years**

4,247,101 1/1981 Gallmeyer 273/54
 4,371,983 2/1983 Piotti, Jr. 2/19
 4,382,302 5/1983 Watson 2/102
 4,441,707 4/1984 Bosch 272/119
 4,632,389 12/1986 Moss 272/119
 4,846,464 7/1989 Jorno 482/105
 5,075,902 12/1991 McReynolds et al. 2/238

[21] Appl. No.: **51,843**
 [22] Filed: **Feb. 20, 1996**

Primary Examiner—Philip S. Hyder
Attorney, Agent, or Firm—Sand & Sebolt

[51] **LOC (6) Cl.** **21-02**
 [52] **U.S. Cl.** **D21/196**
 [58] **Field of Search** D21/191, 196,
 D21/197; D24/189, 190; 482/50, 105, 139,
 93

[57] CLAIM

The ornamental design for an adjustable weight strap, as shown and described.

DESCRIPTION

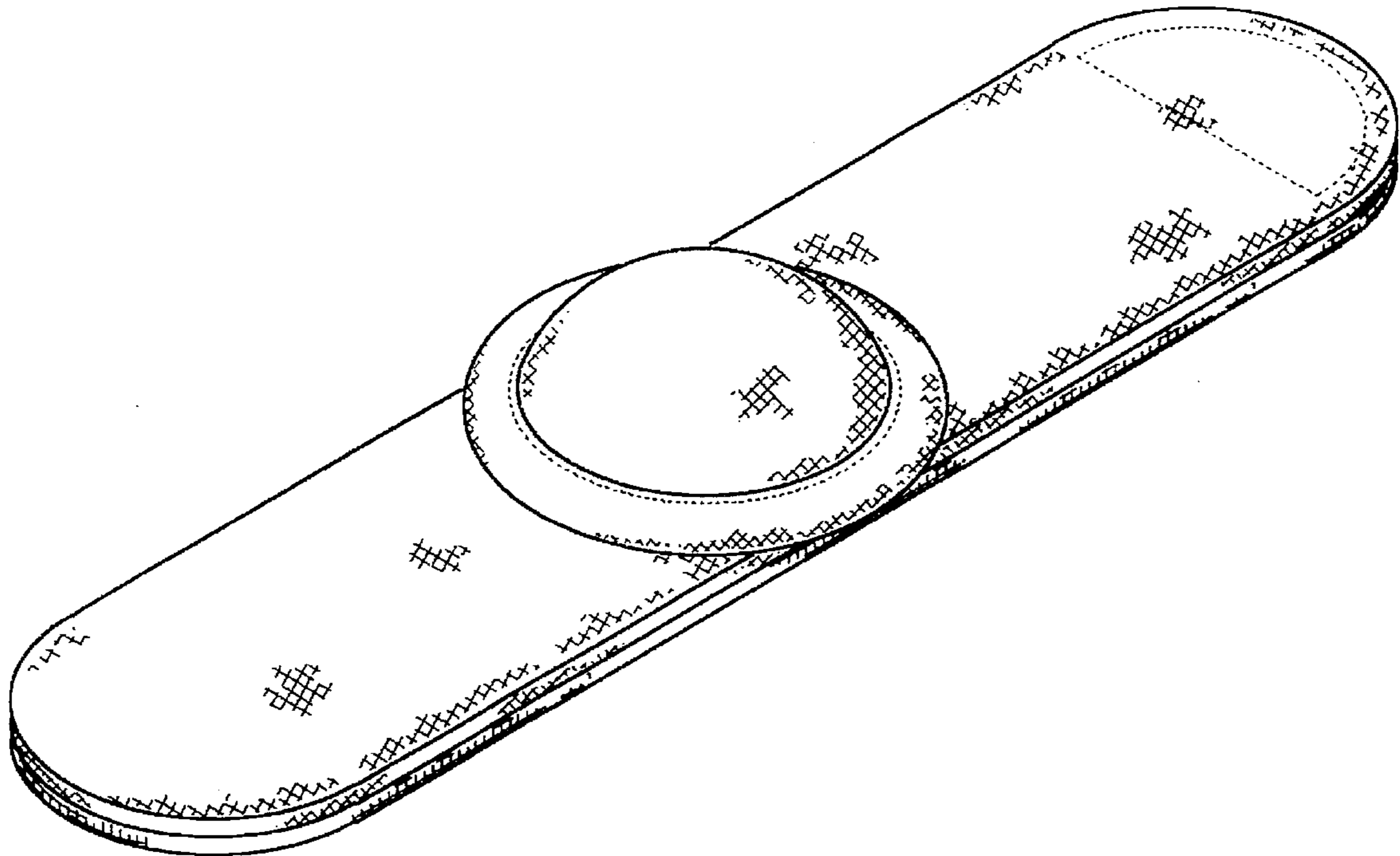
FIG. 1 is a top perspective view of an adjustable weight strap showing my new and ornamental design;
 FIG. 2 is a top plan view of FIG. 1;
 FIG. 3 is a bottom plan view of FIG. 1;
 FIG. 4 is a side elevational view of FIG. 2, the opposite side being a mirror image thereof;
 FIG. 5 is a left side elevational view of FIG. 2; and,
 FIG. 6 is a right side elevational view of FIG. 2.

[56] References Cited

U.S. PATENT DOCUMENTS

D. 200,415	2/1965	Tarbox	D21/196
D. 281,005	10/1985	Larsen	D21/196
D. 296,930	7/1988	Carabelli	D24/190
D. 362,702	9/1995	Winston	D21/196
3,490,768	1/1970	Archer	482/105
3,588,105	6/1971	Donohoe	482/105
4,247,097	1/1981	Schwartz	272/119

1 Claim, 1 Drawing Sheet



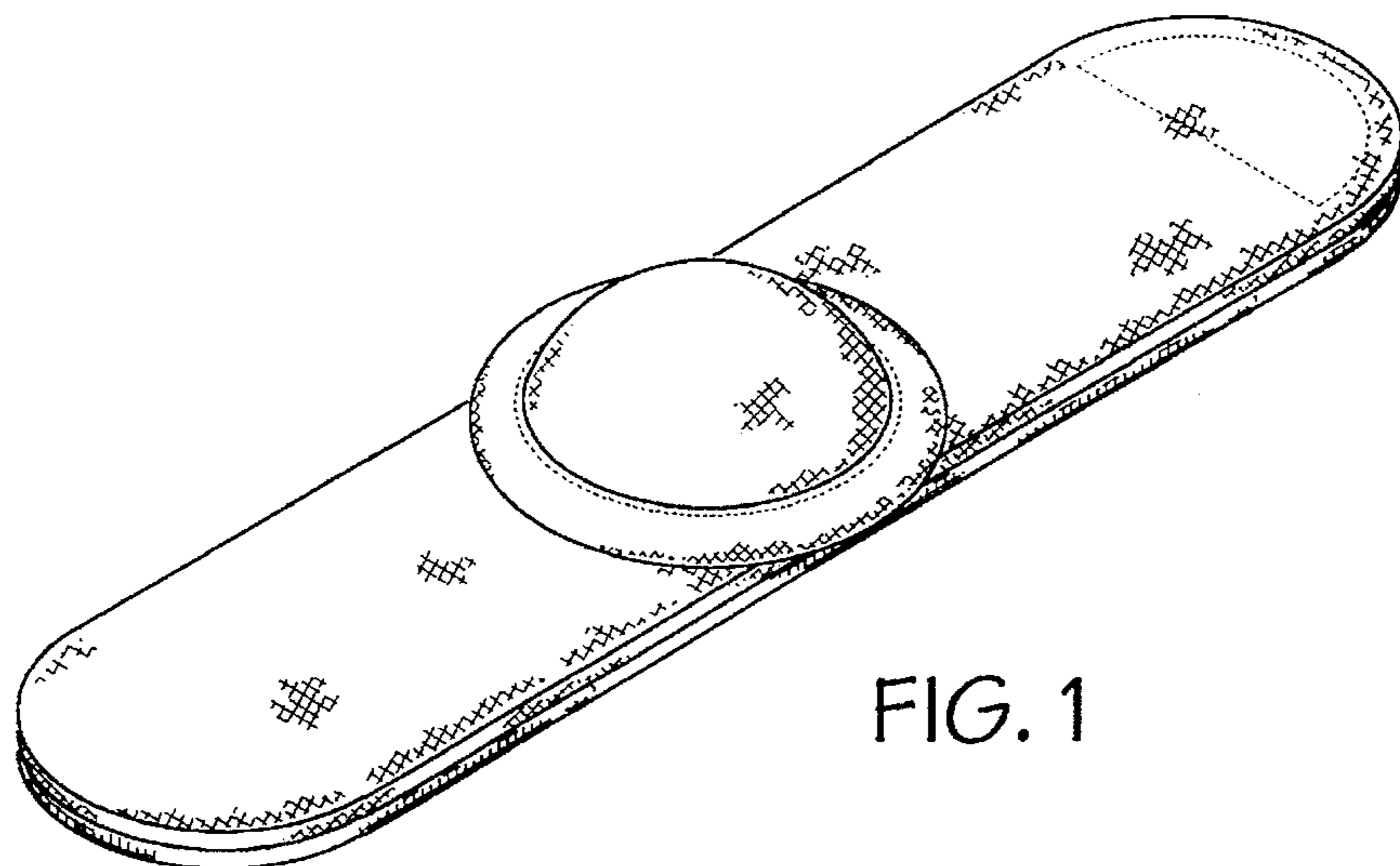


FIG. 1

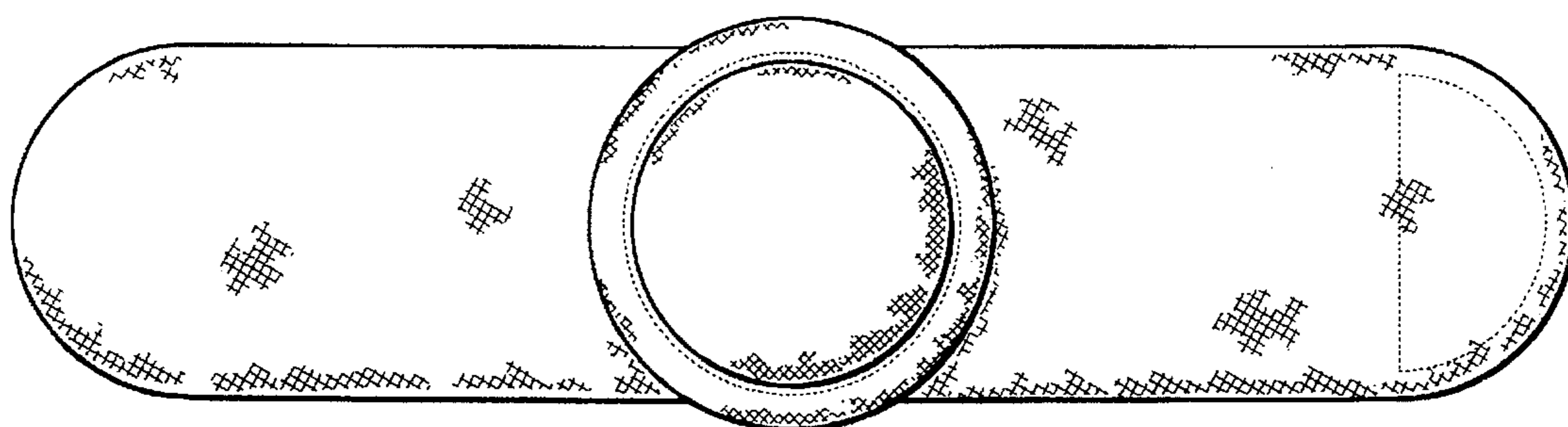


FIG. 2

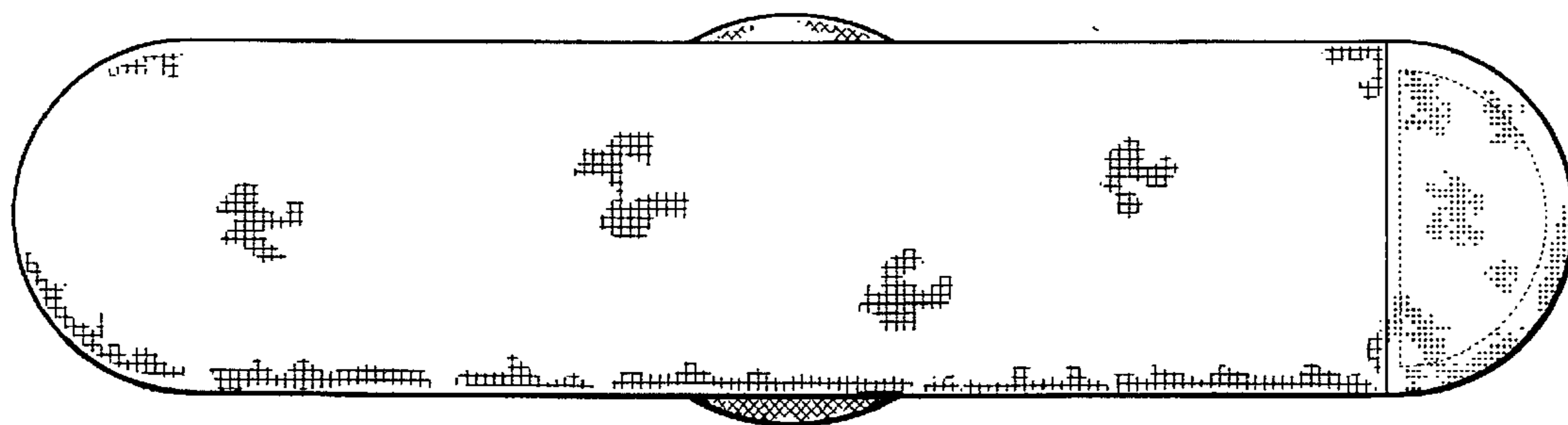


FIG. 3

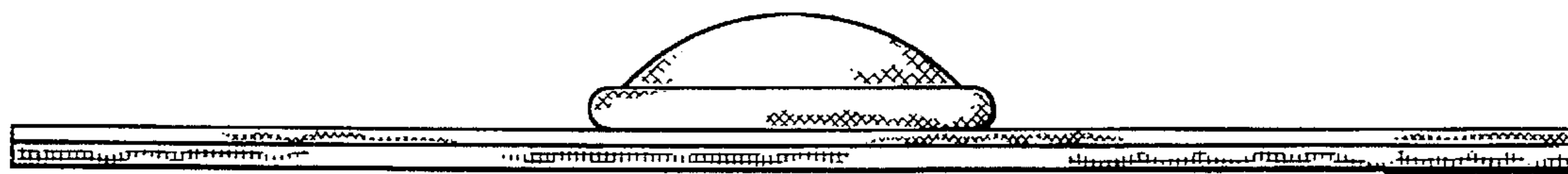


FIG. 4

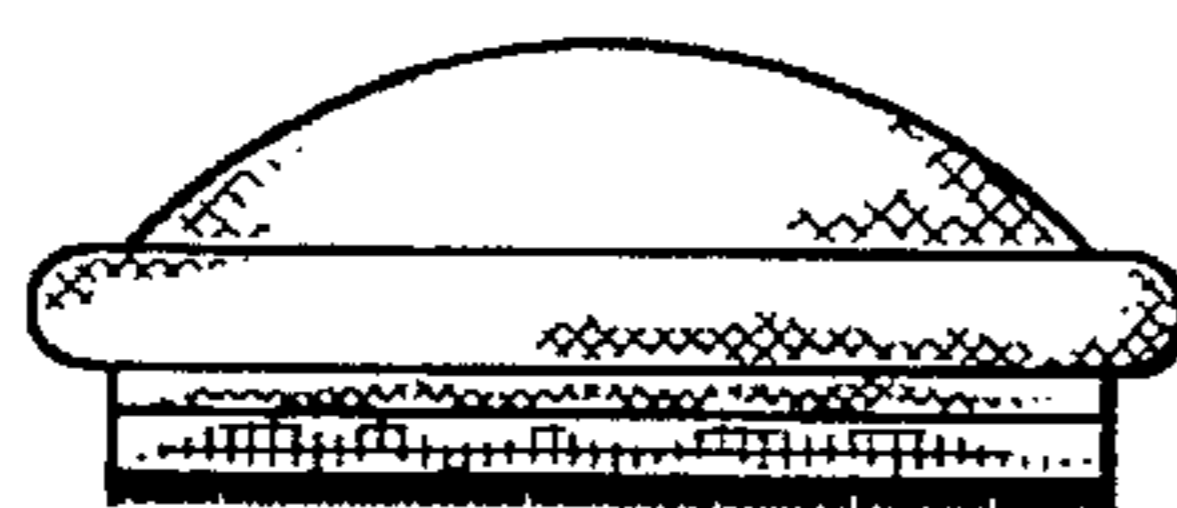


FIG. 5



FIG. 6