



US00D381044S

United States Patent [19]

[11] Patent Number: **Des. 381,044**

Larm

[45] Date of Patent: ****Jul. 15, 1997**

[54] **COMBINED DESK SET AND BUSINESS CARD HOLDER**

[76] Inventor: **Darrell Larm**, 47-410 Hui Io St., Kaneohe, Hi. 96744

[**] Term: **14 Years**

D. 334,727	4/1993	Doseaud	D11/131
D. 337,617	7/1993	Hall, Jr.	D19/90
D. 343,638	1/1994	Kouner	D19/1
D. 350,773	9/1994	Lincourt	D19/82
D. 352,069	11/1994	Doolin	D19/82
D. 355,218	2/1995	Petorka	D19/84 X
D. 368,036	3/1996	Tronolone, Jr.	D19/90 X

[21] Appl. No.: **50,190**

Primary Examiner—Martie Thompson
Attorney, Agent, or Firm—John Gugliorra

[22] Filed: **Feb. 12, 1996**

[57] **CLAIM**

[51] LOC (6) Cl. **19-06**

The ornamental design for a combined desk set and business card holder, as shown and described.

[52] U.S. Cl. **D19/82; D19/84; D19/78**

[58] Field of Search D11/157, 131; D10/2; D19/35, 36, 41-51, 53-58, 81, 82, 83-85, 75, 77, 78, 95, 99, 100; 211/69.1-69.9; 401/52, 195

DESCRIPTION

FIG. 1 is a front, left perspective view of a combined desk set and business card holder showing my new design; FIG. 2 is a front elevational view thereof; FIG. 3 is a rear elevational view thereof; FIG. 4 is a left side elevational view thereof; and, FIG. 5 is a right side view thereof.


The dashed line represents a business card for use with the present design, and forms no part of the claimed invention.

[56] **References Cited**

U.S. PATENT DOCUMENTS

D. 269,076	5/1983	Dane	D19/82 X
D. 270,899	10/1983	Huang	D19/82 X
D. 319,666	9/1991	Kheg	D19/75
D. 330,524	10/1992	Doseaud	D11/131

1 Claim, 2 Drawing Sheets






FIG. 1

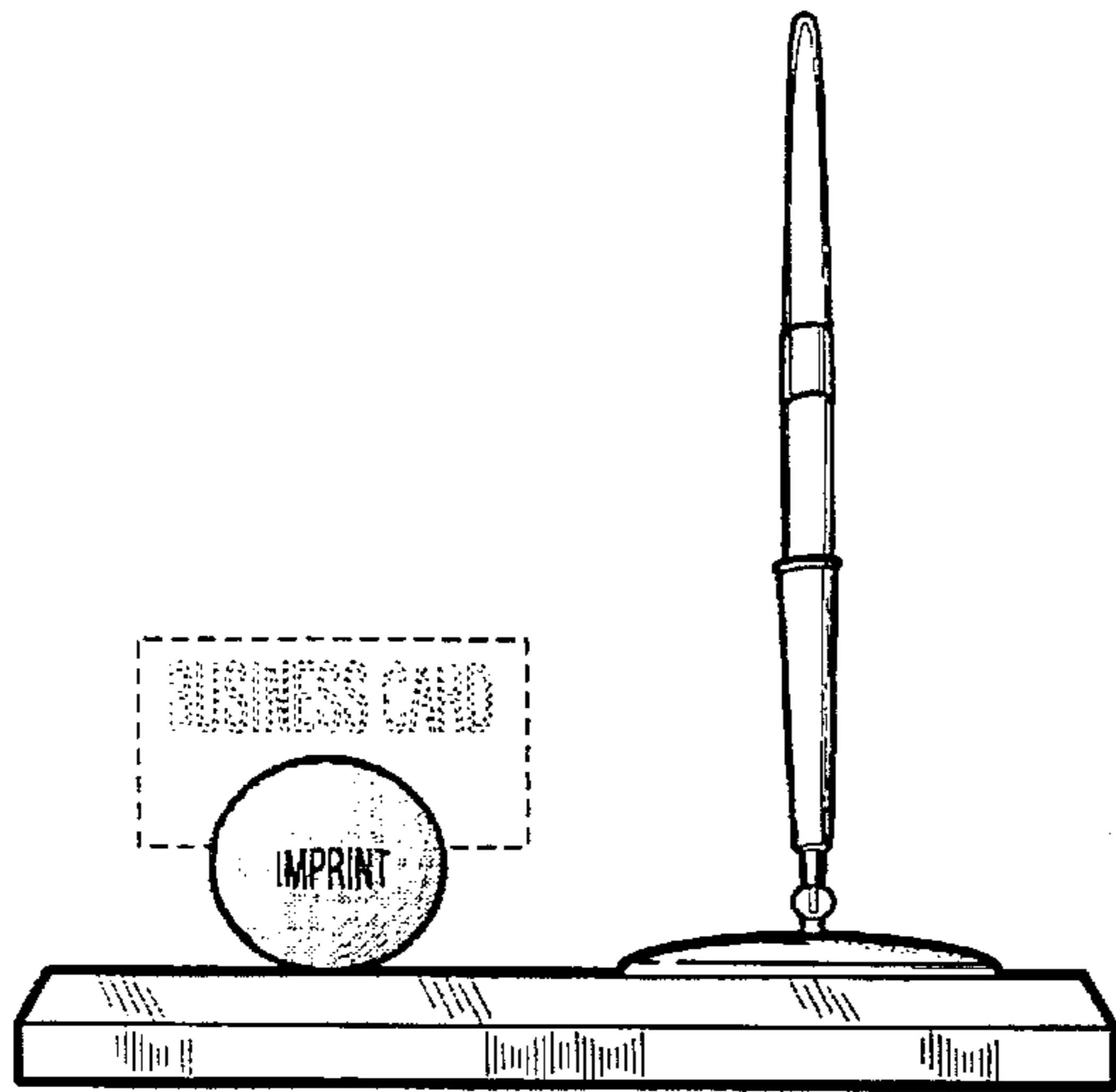


FIG. 2

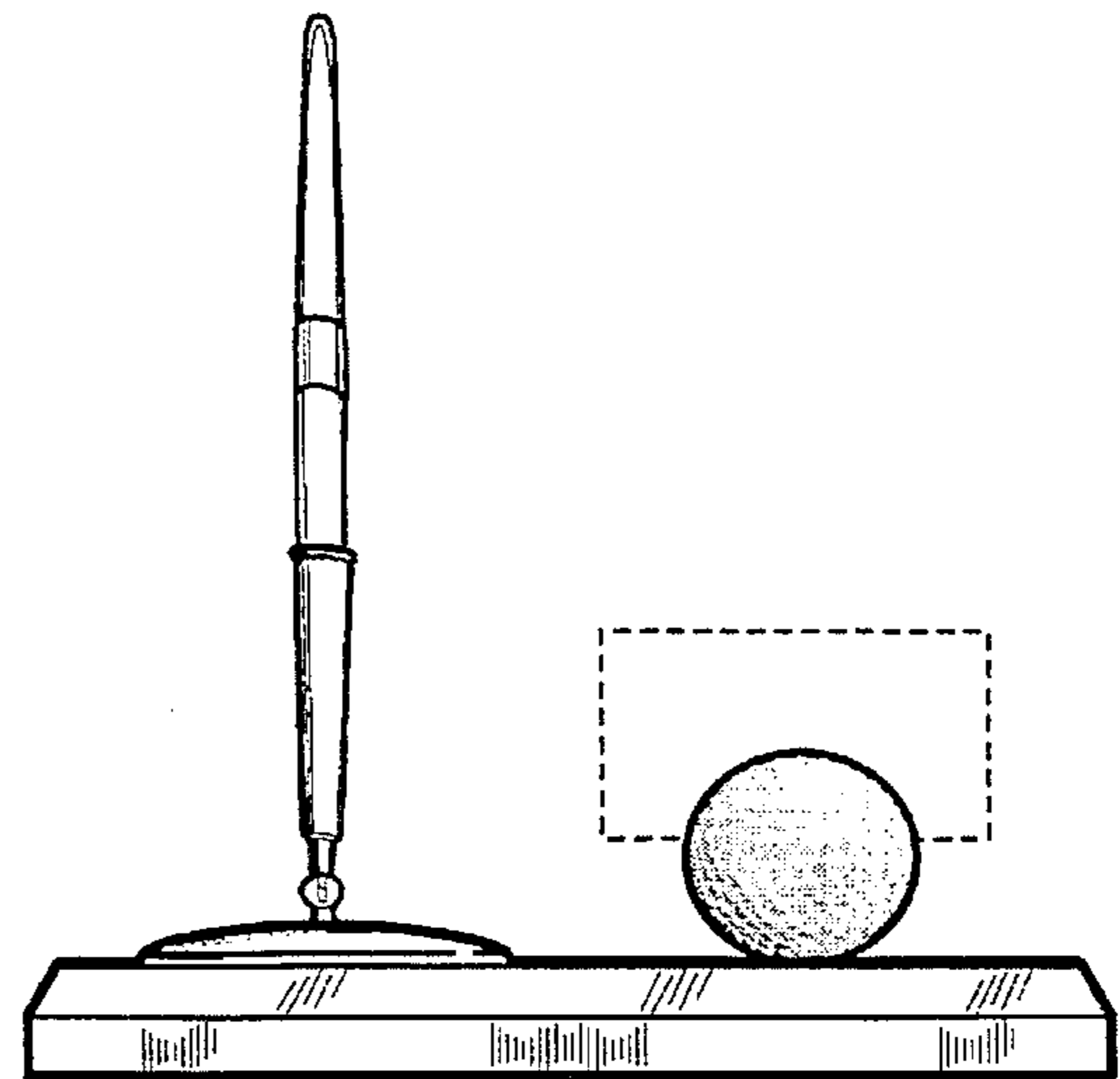


FIG. 3

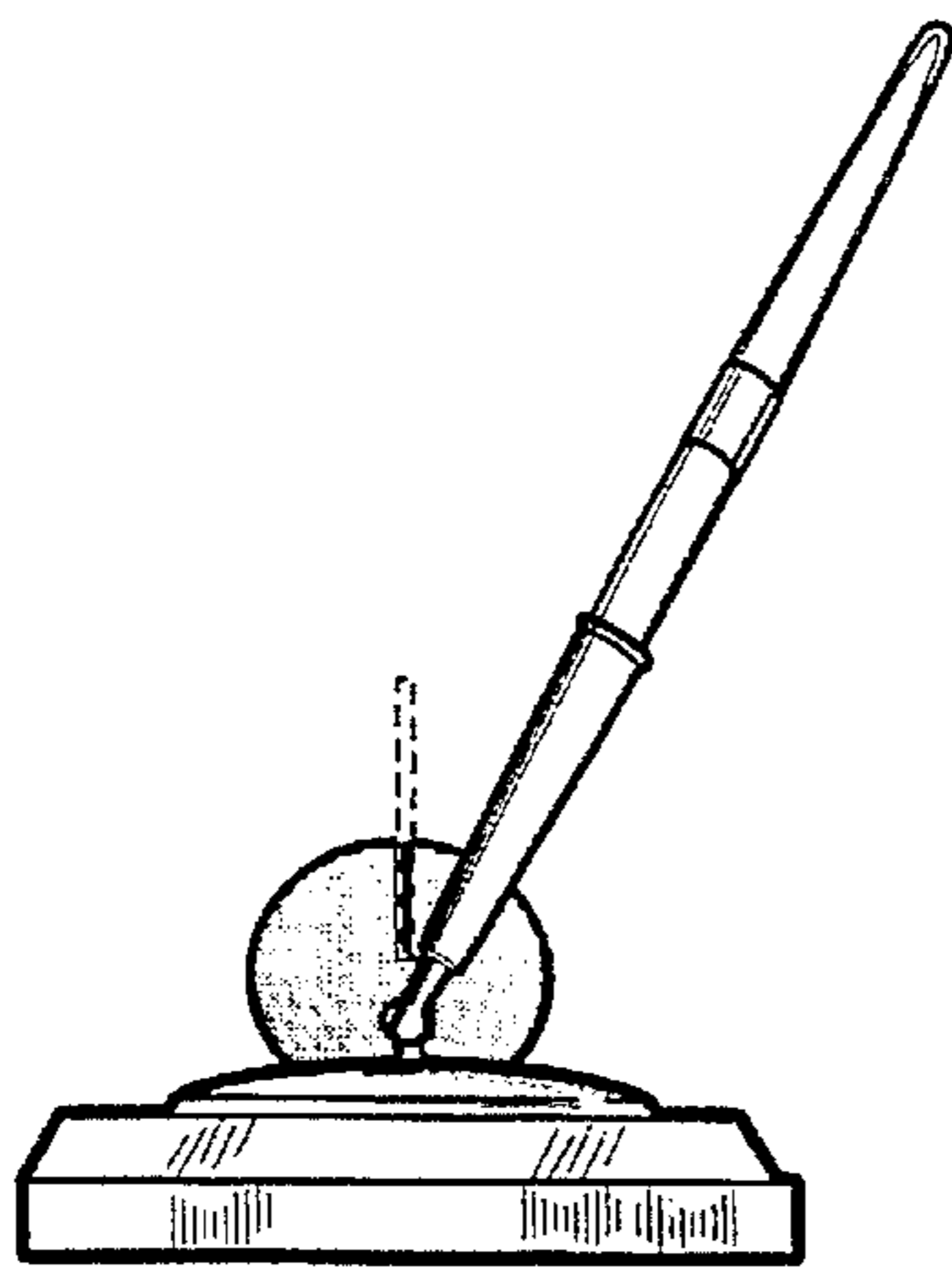


FIG. 4

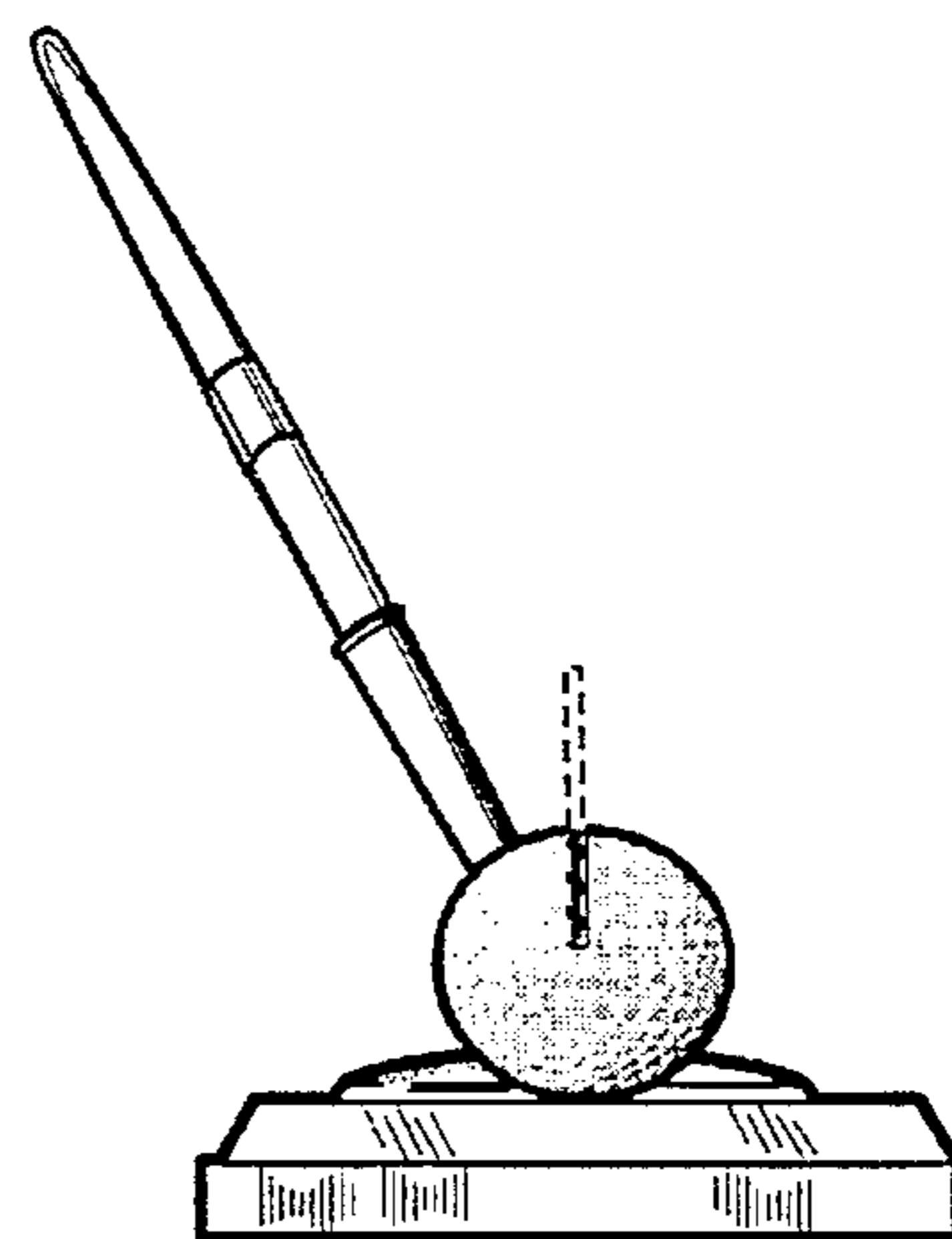


FIG. 5