



US00D381043S

United States Patent [19]
Hasegawa

[11] **Patent Number: Des. 381,043**

[45] **Date of Patent: **Jul. 15, 1997**

[54] **WRITING UTENSIL**

[75] Inventor: **Tsuyoshi Hasegawa**, Tokyo, Japan

[73] Assignee: **Tombow Pencil Co. Ltd.**, Tokyo, Japan

[**] Term: **14 Years**

[21] Appl. No.: **53,322**

[22] Filed: **Apr. 10, 1996**

[30] **Foreign Application Priority Data**

Nov. 22, 1995 [DE] Germany M 95 09 510.1

[51] **LOC (6) Cl.** **19-06**

[52] **U.S. Cl.** **D19/51; D19/43; D19/56;**
D19/57

[58] **Field of Search** D19/35, 36, 41-51,
D19/53, 54-58, 81-85; 401/99, 100-104,
209, 243-247, 202

[56] **References Cited**

U.S. PATENT DOCUMENTS

- D. 149,486 5/1948 Green et al. D19/51
- D. 359,071 6/1995 Cappe de Baillon D19/57 X
- D. 360,433 7/1995 Payne et al. D19/51
- D. 360,650 7/1995 Irby D19/48 X
- D. 367,673 3/1996 Compte D19/43 X
- D. 367,887 3/1996 Compte D19/51
- D. 368,930 4/1996 Payne D19/51

OTHER PUBLICATIONS

Visual Systems 1994 Pen Catalog, see p. 22 item B, circled, left side of page.

Primary Examiner—Martie Thompson
Attorney, Agent, or Firm—Griffin, Butler, Whisenhunt & Kurtosy

[57] **CLAIM**

The ornamental design for a writing utensil, as shown and described.

DESCRIPTION

FIG. 1 is a front view of a writing utensil according to a first embodiment of the invention;
 FIG. 2 is a rear view of the writing utensil of FIG. 1;
 FIG. 3 is a left side of the writing utensil of FIG. 1;
 FIG. 4 is a right side view of the writing utensil of FIG. 1;
 FIG. 5 is a front view of a writing utensil according to a second embodiment of the invention having a removable cap;
 FIG. 6 is a rear view of the writing utensil of FIG. 5;
 FIG. 7 is a left side of the writing utensil of FIG. 5;
 FIG. 8 is a right side view of the writing utensil of FIG. 5;
 and,
 FIG. 9 is a perspective, exploded view of the writing utensil of FIG. 5.

1 Claim, 5 Drawing Sheets




FIG.1




FIG.2




FIG.3




FIG.4




FIG.5




FIG.6




FIG.7




FIG.8




FIG. 9

