



US00D381041S

# United States Patent [19]

Lammers et al.

[11] Patent Number: **Des. 381,041**

[45] Date of Patent: **\*\*Jul. 15, 1997**

[54] **BINDER SPINE**

[75] Inventors: **Anthony J. Lammers**, Gates Mills;  
**Daniel J. Kump**, Mentor, both of Ohio

[73] Assignee: **Fasteners For Retail, Inc.**, Cleveland, Ohio

[\*\*] Term: **14 Years**

3,363,390 1/1968 Crane et al. .  
 4,486,032 12/1984 Leahy ..... 281/48 X  
 4,524,992 6/1985 Linn ..... 402/80 P X  
 4,557,064 12/1985 Thompson .  
 4,569,613 2/1986 Thomas ..... 402/80 P

*Primary Examiner*—Susan J. Lucas  
*Assistant Examiner*—Cynthia E. Ramirez  
*Attorney, Agent, or Firm*—Fay, Sharpe, Beall, Fagan, Minnich & McKee

[21] Appl. No.: **44,987**

[22] Filed: **Oct. 5, 1995**

[51] **LOC (6) Cl.** ..... **19-04**

[52] **U.S. Cl.** ..... **D19/32; D20/44; D19/27**

[58] **Field of Search** ..... **D20/43, 44, 10, D20/40; D19/32, 26, 27; D8/376, 377; 402/60, 61, 63, 68, 80 R, 80 P, 4, 5, 24; 287/21.1, 45-48, 28, 51; D25/119**

### [57] CLAIM

The ornamental design for a binder spine, as shown and described.

### DESCRIPTION

FIG. 1 is a side elevational view of the binder spine formed in accordance with the present invention as shown from the left side thereof, the right side being a mirror image thereof; FIG. 2 is an enlarged end elevational view thereof from a left end, the right end being a mirror image thereof; FIG. 3 is a top plan view thereof; FIG. 4 is a bottom plan view thereof; and, FIG. 5 is an enlarged perspective view of an upper end portion thereof with the binder spine holding a stack of sheets as shown in broken lines. The broken lines showing the stack of sheets is for illustrative purposes only and forms no part of the claimed design.

[56] **References Cited**

**U.S. PATENT DOCUMENTS**

D. 158,461 5/1950 Hammerly ..... D25/119  
 D. 206,428 12/1966 Feldmahr ..... D19/32  
 D. 311,420 10/1990 Moor ..... D19/32  
 D. 333,322 2/1993 Lindblom et al. .... D20/44  
 D. 343,420 1/1994 Sorenson et al. .... D20/44  
 3,111,949 11/1963 Duncan et al. .... 402/80 P X  
 3,252,462 5/1966 Quarton et al. .

**1 Claim, 2 Drawing Sheets**

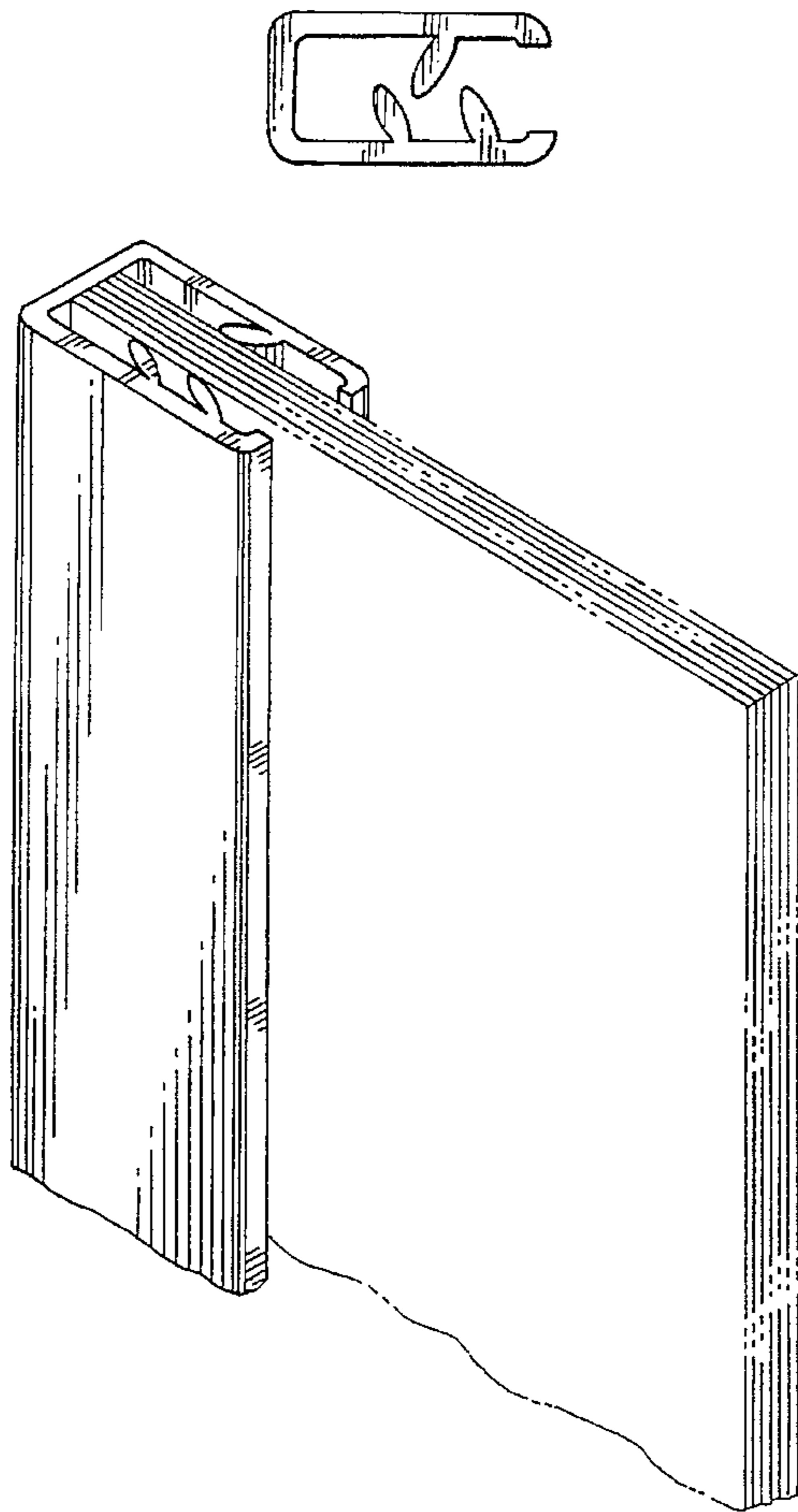


FIG. 2

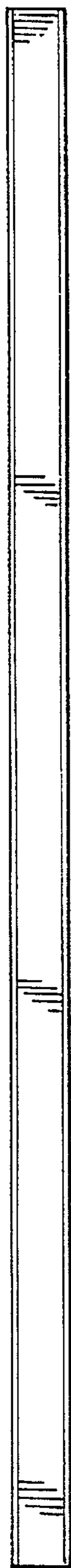
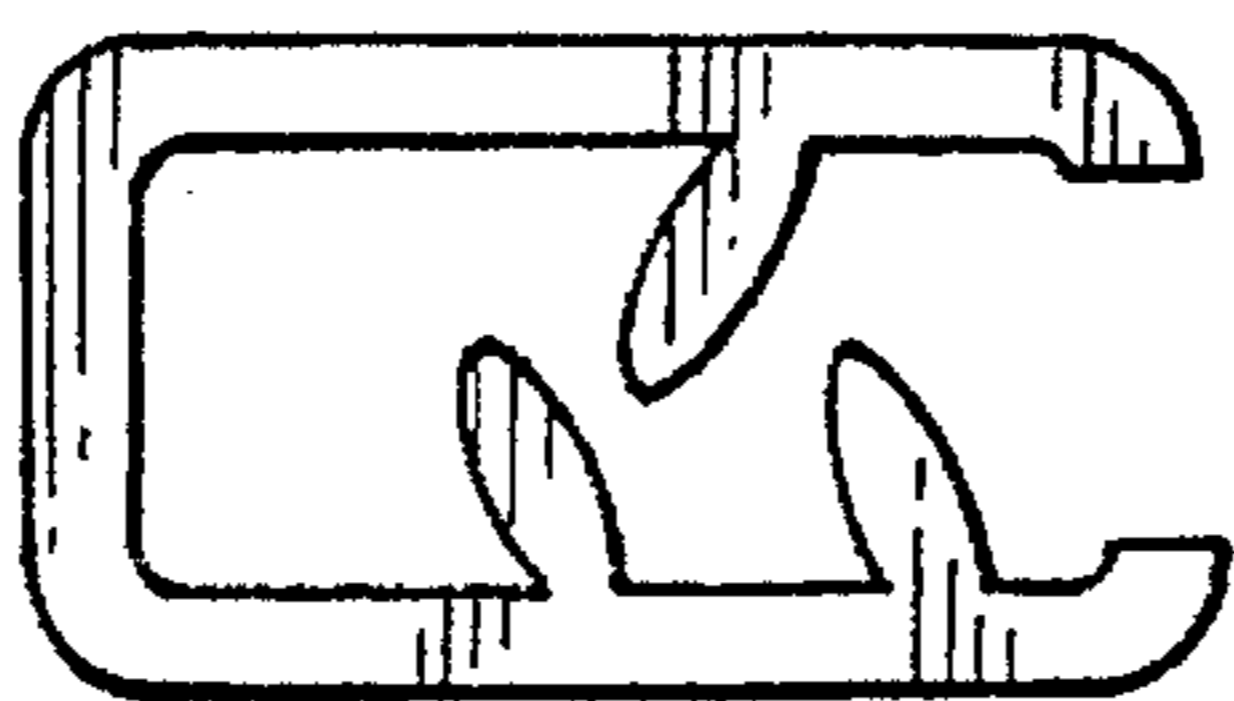


FIG. 3




FIG. 1



FIG. 4

FIG. 5

