



US00D381036S

United States Patent [19]
Kimura

[11] **Patent Number:** **Des. 381,036**
[45] **Date of Patent:** ****Jul. 15, 1997**

[54] **FRAME FOR SUNGLASSES**
[75] **Inventor:** **Hidehito Kimura**, Higashiosaka, Japan
[73] **Assignee:** **OGK Hanbai Co, Ltd.**, Osaka, Japan
[**] **Term:** **14 Years**

[21] **Appl. No.:** **49,266**
[22] **Filed:** **Jan. 22, 1996**

[51] **LOC (6) Cl.** **16-06**
[52] **U.S. Cl.** **D16/315; D16/335**
[58] **Field of Search** **D16/101, 300,**
D16/304, 309-317, 323, 325-329, 335;
351/41, 44, 47-48, 51-52, 57-59, 103,
111, 114, 117, 118, 119, 158; D29/103-104,
109, 110

[56] **References Cited**

U.S. PATENT DOCUMENTS

D. 94,392	1/1935	Reynolds	351/51
D. 146,538	4/1947	Gagnon	D16/315
D. 164,104	7/1951	Angelis	D16/315
D. 170,435	9/1953	Weissman	D16/329
D. 327,716	7/1992	Conway	D16/317
2,516,549	7/1950	Chappell	D16/315
5,347,323	9/1994	Wilson	351/47
5,457,502	10/1995	Iida	D16/313

OTHER PUBLICATIONS

Sunglass Hut International, 1994, p. 14 Glasses "B".
Domus, Jul. 1990 p. 39 Glasses #2.
Accessories, Dec. 1986, p. 4 Glasses.

Primary Examiner—Raphael Barkai
Attorney, Agent, or Firm—Beveridge, DeGrandi, Weilacher & Young, LLP

[57] **CLAIM**

The ornamental design of frame for sunglasses, as shown and described.

DESCRIPTION

FIG. 1 is a top plan view of a frame for sunglasses showing my new design;
FIG. 2 is a front elevational view thereof;
FIG. 3 is a bottom plan view thereof;
FIG. 4 is a rear elevational view thereof;
FIG. 5 is a right side elevational view thereof, the side opposite being a mirror image;
FIG. 6 is a sectional view taken in the direction of the arrows on line 6—6 of FIG. 2;
FIG. 7 is a partial sectional view taken on the line 7—7 of FIG. 2;
FIG. 8 is a partial sectional view taken on the line 8—8 of FIG. 2;
FIG. 9 is a sectional view taken on line 9—9 of FIG. 2; and,
FIG. 10 is a front perspective view of the design shown in FIGS. 1-5.

The broken line showing of the lens in FIGS. 2-7, 9 and 10 is for illustrative purposes only and forms no part of the claimed design.

1 Claim, 4 Drawing Sheets

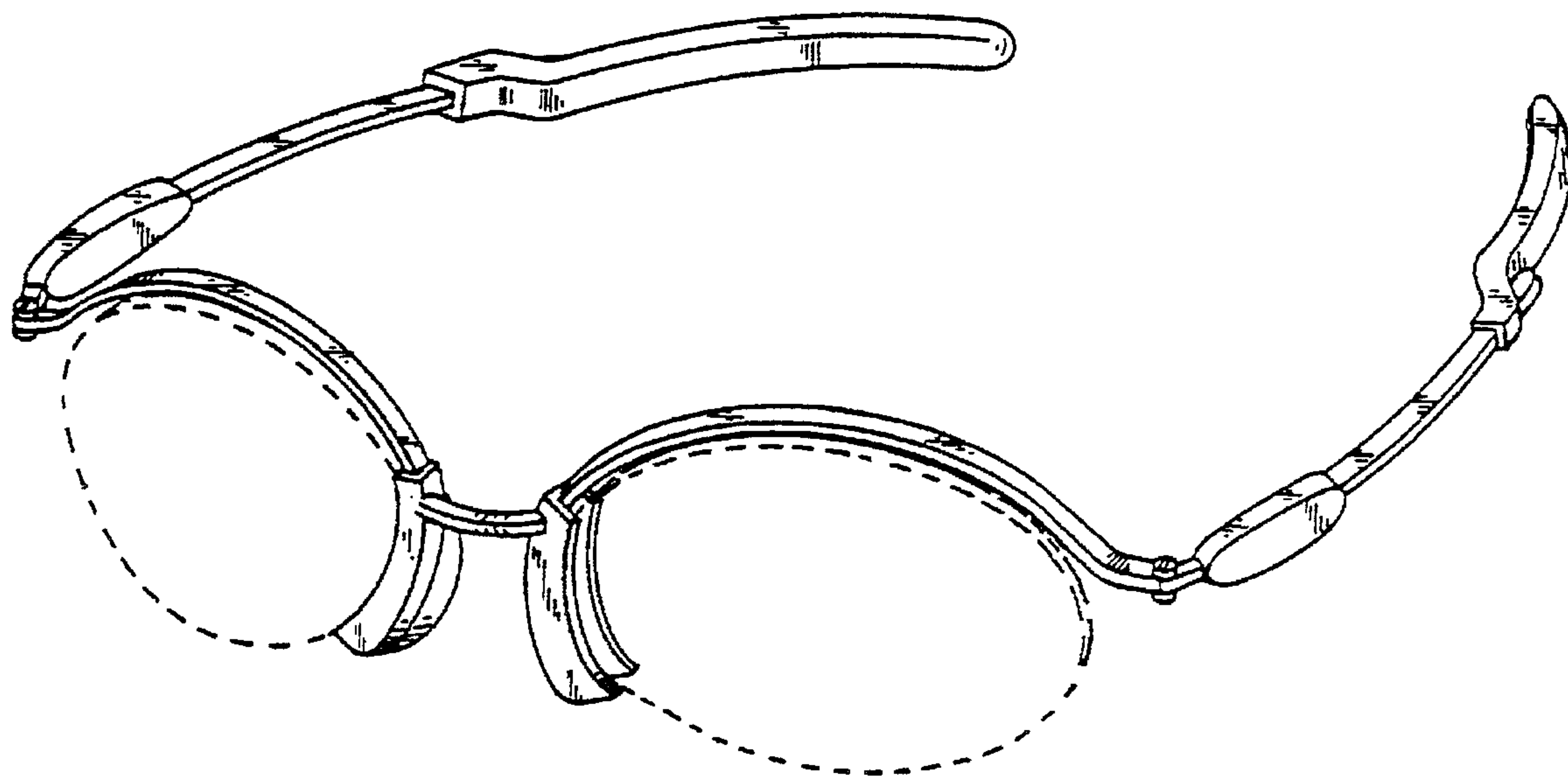


FIG. 1

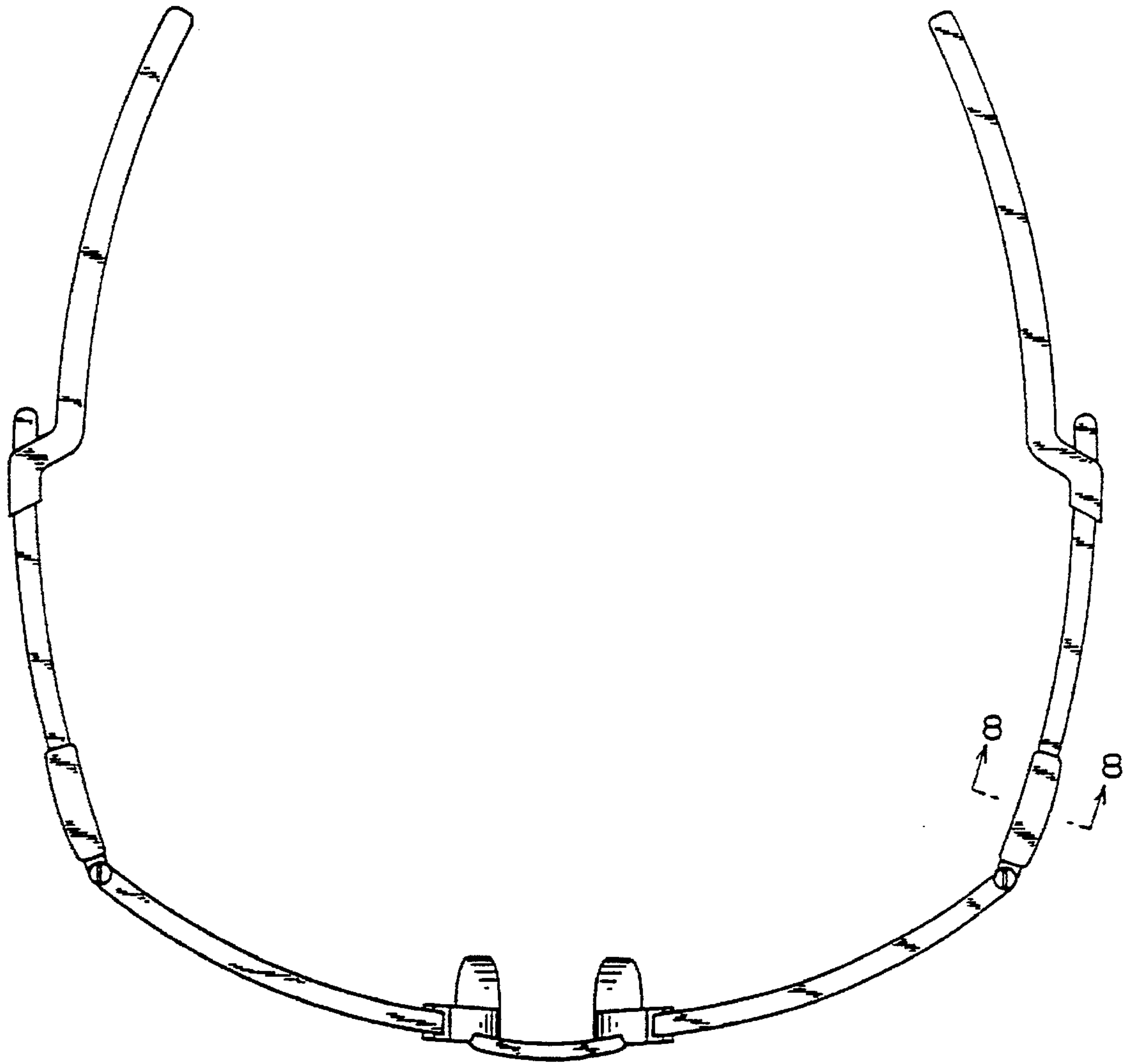


FIG. 2

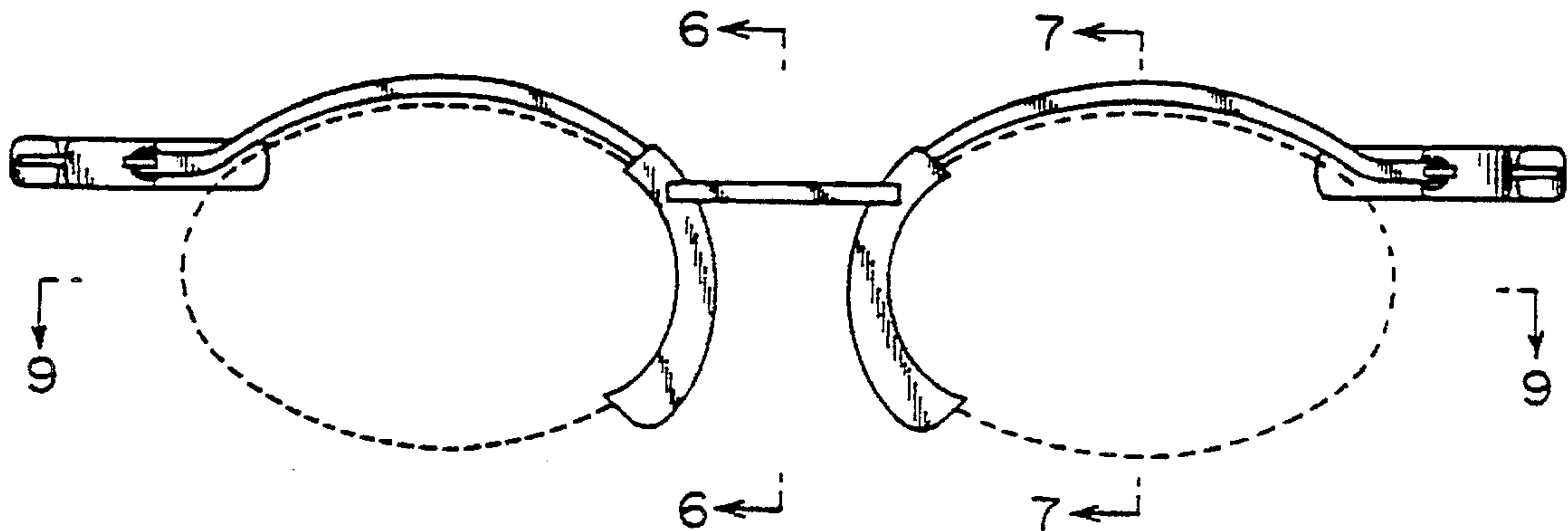


FIG. 3

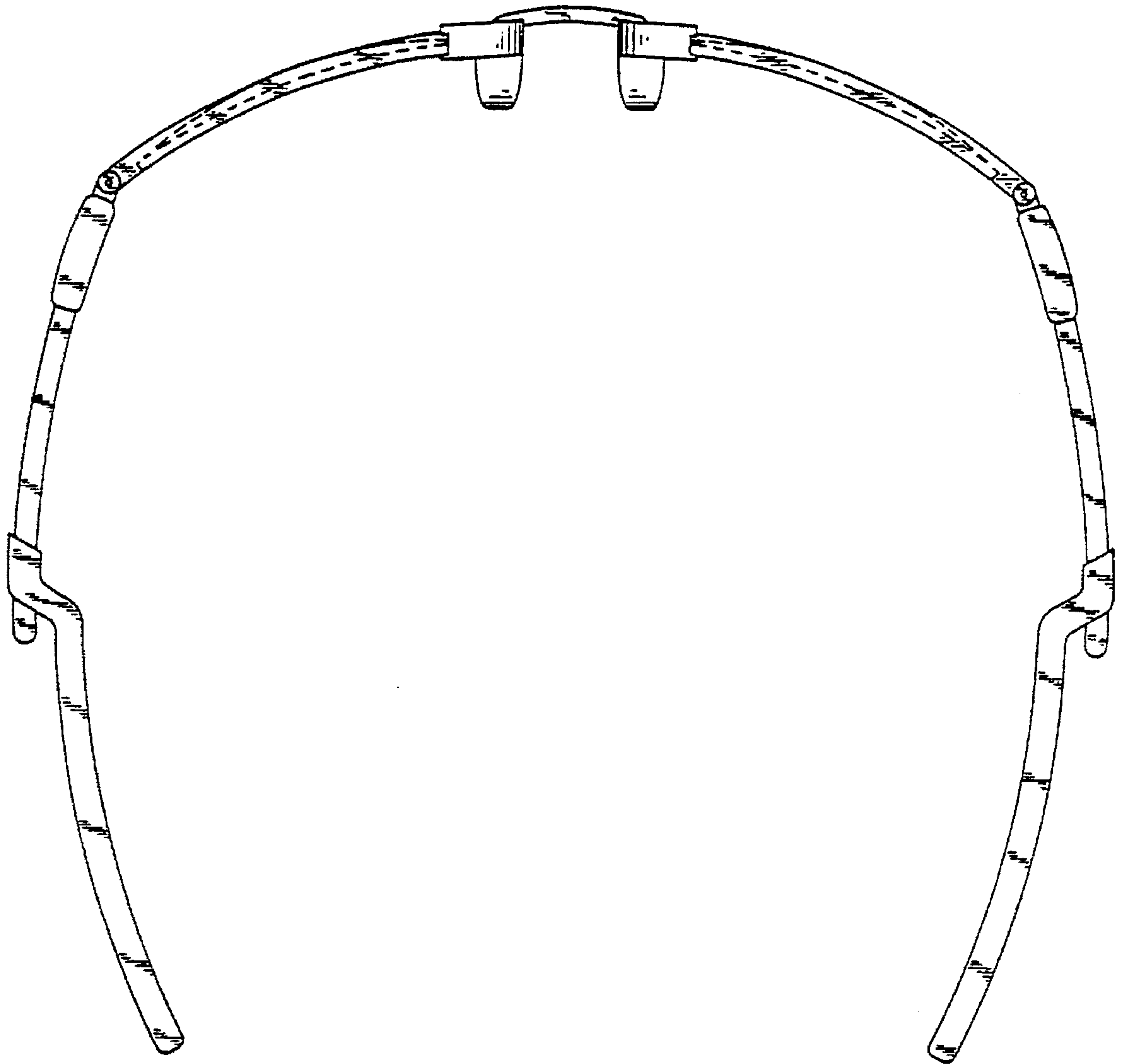


FIG. 4

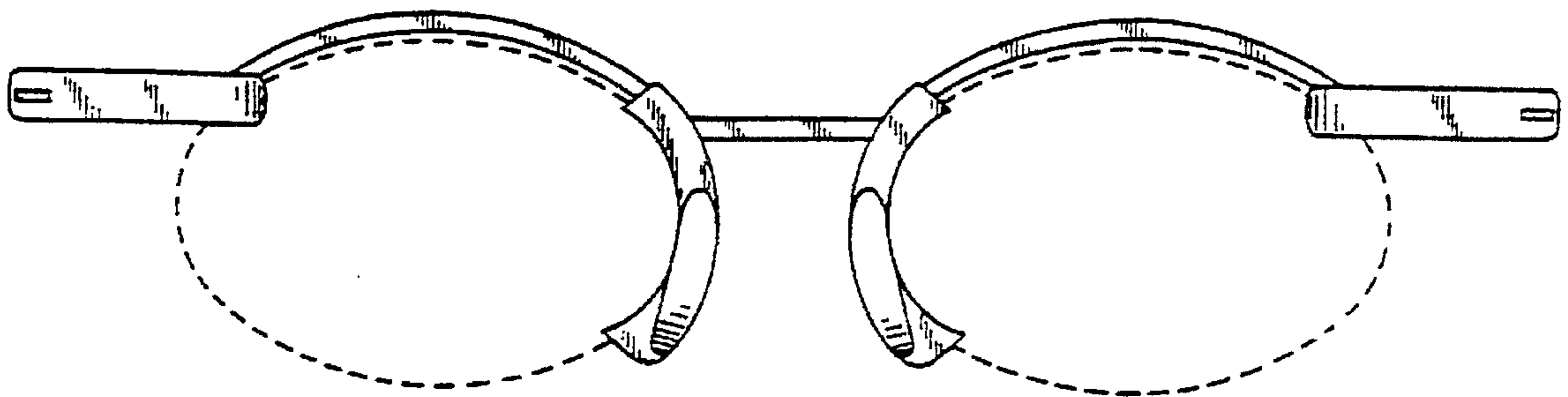


FIG. 5

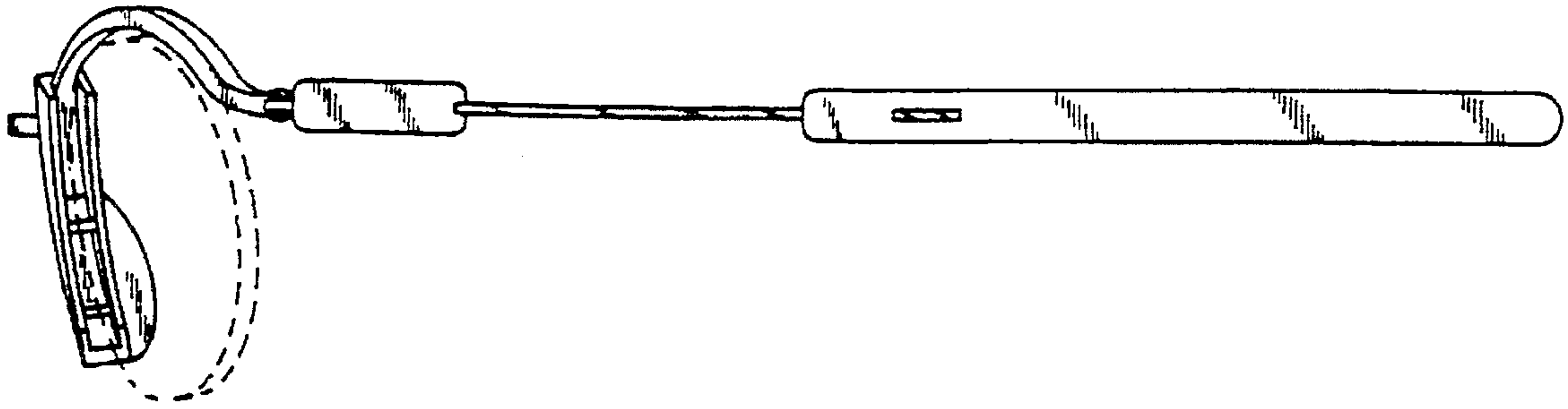


FIG. 6

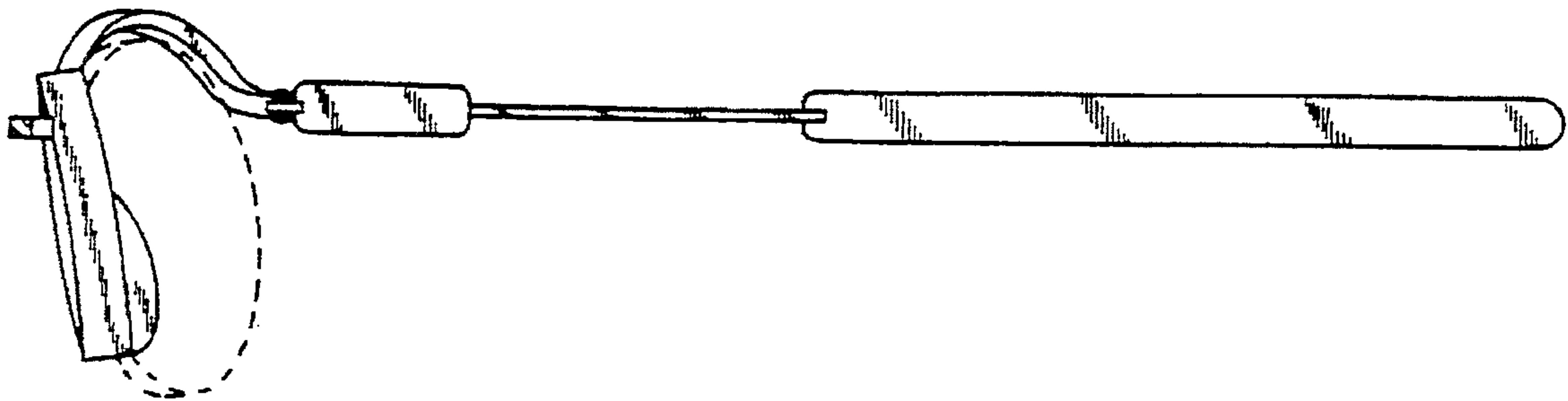


FIG. 7

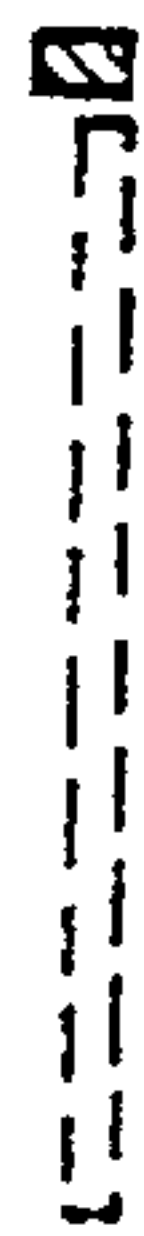
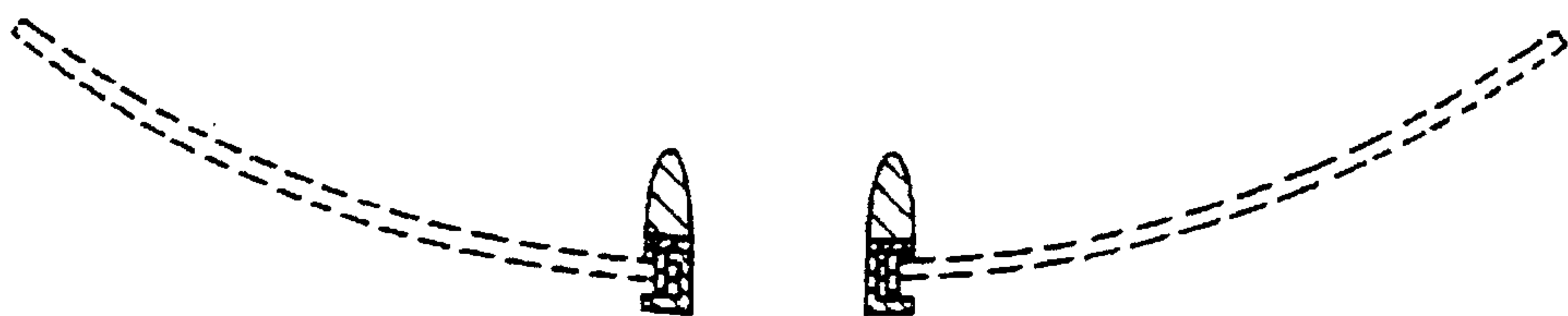


FIG. 8



FIG. 9



F I G. 10

