



US00D381034S

United States Patent [19]

Wiedner

[11] Patent Number: **Des. 381,034**

[45] Date of Patent: ****Jul. 15, 1997**

[54] **PROTECTIVE GOGGLES**

[75] Inventor: **Klaus Wiedner, Fürth, Germany**

[73] Assignee: **UVEX Winter Optik GmbH, Fürth, Germany**

[**] Term: **14 Years**

[21] Appl. No.: **43,045**

[22] Filed: **Aug. 24, 1995**

[30] **Foreign Application Priority Data**

Mar. 17, 1995 [WO] WIPO DM 032448

[51] LOC (6) Cl. **16-06**

[52] U.S. Cl. **D16/312**

[58] Field of Search D16/100, 101, D16/300, 304, 306, 309-318, 326-330, 339, 340; 2/428, 430, 432, 436, 444, 448, 449; 351/44, 47-48, 51-52, 57-58, 61, 66, 111, 123, 157-158, 171

[56] **References Cited**

U.S. PATENT DOCUMENTS

- D. 222,523 11/1971 Simpkins D16/312
- D. 224,483 8/1972 Crestin-Billet D16/312
- D. 242,666 12/1976 Smith D16/312
- D. 273,819 5/1984 Yehl D16/312
- D. 322,795 12/1991 Dianitsch D16/100
- D. 323,177 1/1992 Pernicka D16/312
- D. 327,490 6/1992 Wilson D16/312
- D. 328,084 7/1992 Salce et al. D16/312

- 3,517,393 6/1970 Beauchef D16/312
- 3,945,044 3/1976 McGee et al. 2/436
- 4,447,914 5/1984 Jannard 2/432
- 4,556,995 12/1985 Yamamoto 2/432
- 4,707,863 11/1987 McNeal 2/436
- 5,363,512 11/1994 Grabos, Jr. et al. 2/436

OTHER PUBLICATIONS

Supplement to Washington Post Nov. 28, 1988 "UVEX Futura" Goggle.

Skiing Sep. 1992 p. 195 Goggle #2.

Primary Examiner—Raphael Barkai

Attorney, Agent, or Firm—Browdy and Neimark

[57] **CLAIM**

The ornamental design for protective goggles, as shown and described.

DESCRIPTION

FIG. 1 shows a perspective view from the left side of the protective goggles in accordance with the invention; FIG. 2 shows a perspective view from the right side of the goggles of FIG. 1; FIG. 3 shows a front elevation view of the goggles of FIG. 1; FIG. 4 shows an elevation view from the right side of the goggles of FIG. 1, it being understood that an elevation view from the left side would be a mirror image thereof; FIG. 5 shows a top view of the goggles of FIG. 1; FIG. 6 shows a bottom view of the goggles of FIG. 1; and FIG. 7 shows a rear view of the goggles of FIG. 1.

1 Claim, 7 Drawing Sheets




FIG. 1




FIG. 2




FIG. 3




FIG. 4




FIG. 5


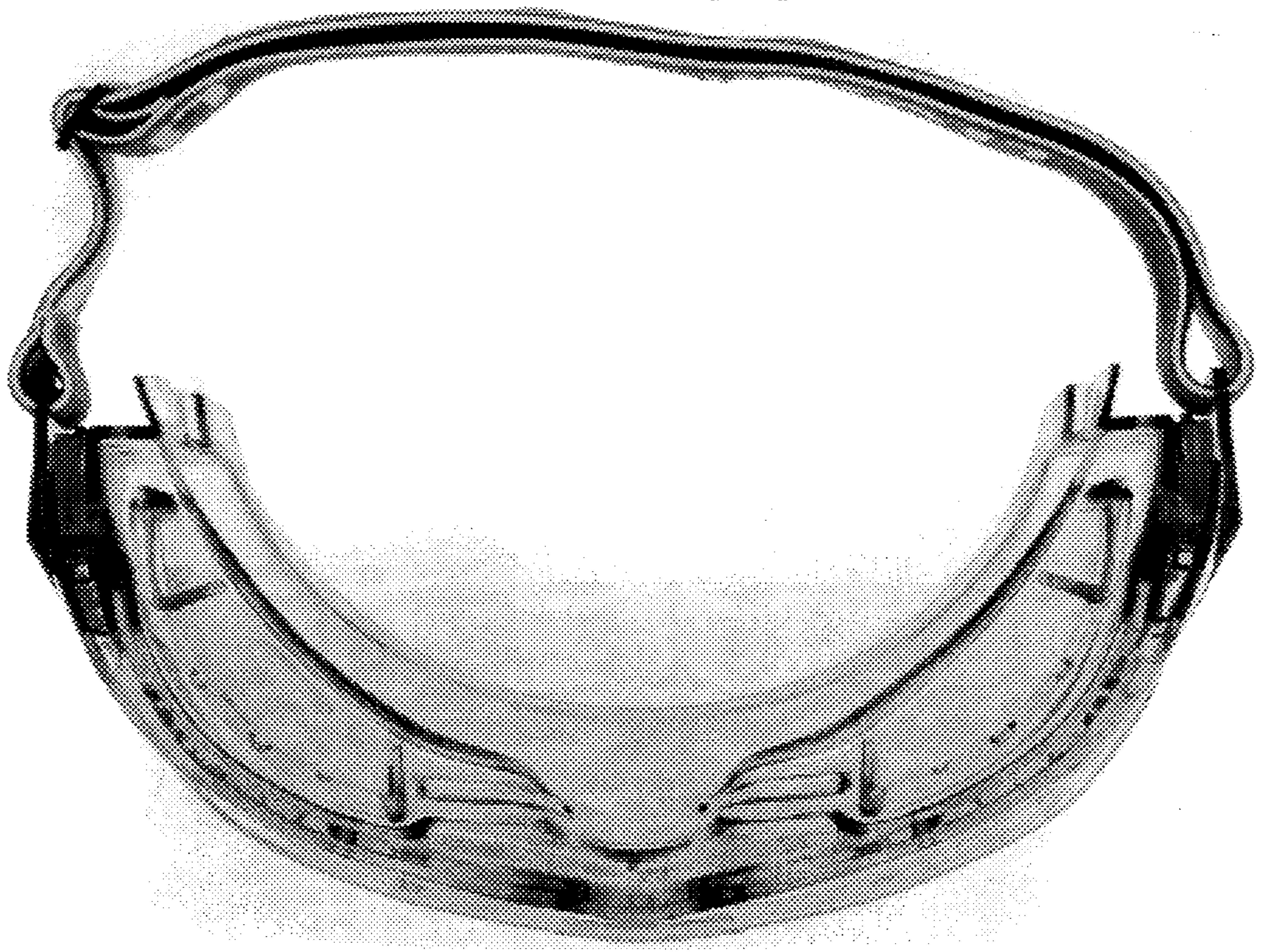


FIG. 6






FIG. 7