



US00D381001S

United States Patent [19]

Attinello et al.

[11] Patent Number: **Des. 381,001**

[45] Date of Patent: ****Jul. 15, 1997**

[54] **TIRE TREAD**

[75] Inventors: **John Steven Attinello**, Hartville, Ohio;
Kevin Alan Reid, Asheville, N.C.

[73] Assignee: **The Goodyear Tire & Rubber Company**, Akron, Ohio

[**] Term: **14 Years**

[21] Appl. No.: **50,892**

[22] Filed: **Feb. 29, 1996**

[51] LOC (6) Cl. **12-15**

[52] U.S. Cl. **D12/147**

[58] Field of Search **D12/141-143,**
D12/146-152, 136; 152/209 R, 209 B,
209 D

[56] **References Cited**

U.S. PATENT DOCUMENTS

D. 284,562	7/1986	Kojima et al.	D12/147
D. 316,534	4/1991	Hutz	D12/147
D. 359,715	6/1995	Anderson et al.	D12/147
D. 360,608	7/1995	Anderson et al.	D12/146
D. 365,067	12/1995	Kotanides, Jr. et al.	D12/147
D. 369,768	5/1996	Wakamatsu et al.	D12/147

OTHER PUBLICATIONS

1994 Tread Design Guide, p. 4, See Item "Atlas Metric ST (TR Rated)".

1994 Tread Design Guide, p. 19, See Item "Dunlop D60 A2 Radial".

1994 Tread Design Guide, p. 117, See Item "Yokohama Super Digger V SD05".

1994 Tread Design Guide, p. 146, See Item "Michelin XDY".

1995 Tread Design Guide, p. 235, See Item "Goodyear G177 Modified Precure".

Primary Examiner—James Gandy

Assistant Examiner—Stacia Sinuik

Attorney, Agent, or Firm—T. P. Lewandowski

[57] **CLAIM**

The ornamental design for a tire tread, as shown and described.

DESCRIPTION

FIG. 1 is a perspective view of a tire tread, it being understood that the tread pattern repeats uniformly throughout the circumference of the tread;

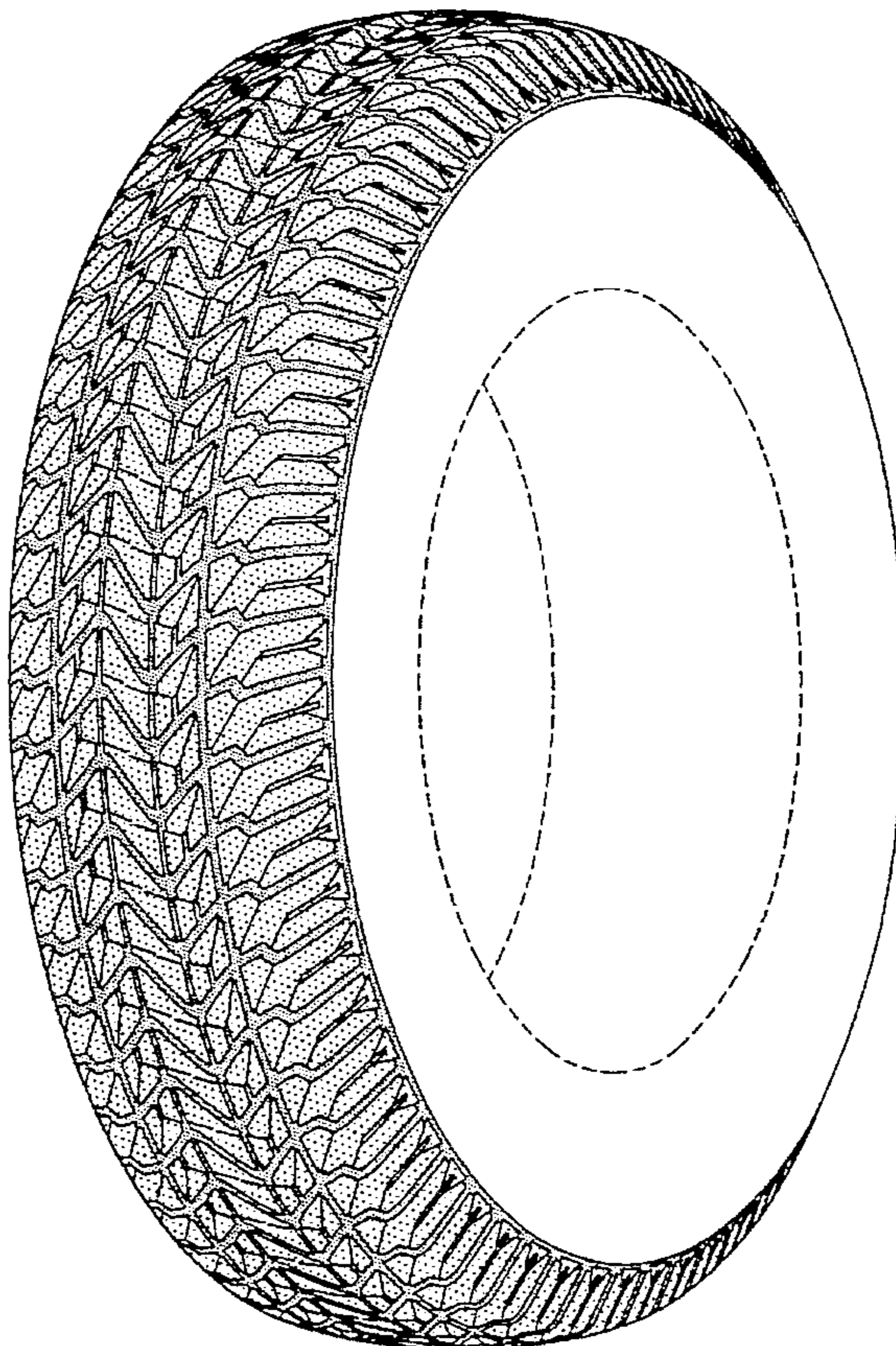
FIG. 2 is a front elevational view thereof;

FIG. 3 is a side elevational view thereof; and,

FIG. 4 is an enlarged fragmentary front view thereof.

The broken line showing of the tire sidewall in the drawings is for illustrative purposes only and forms no part of the claimed design.

1 Claim, 4 Drawing Sheets



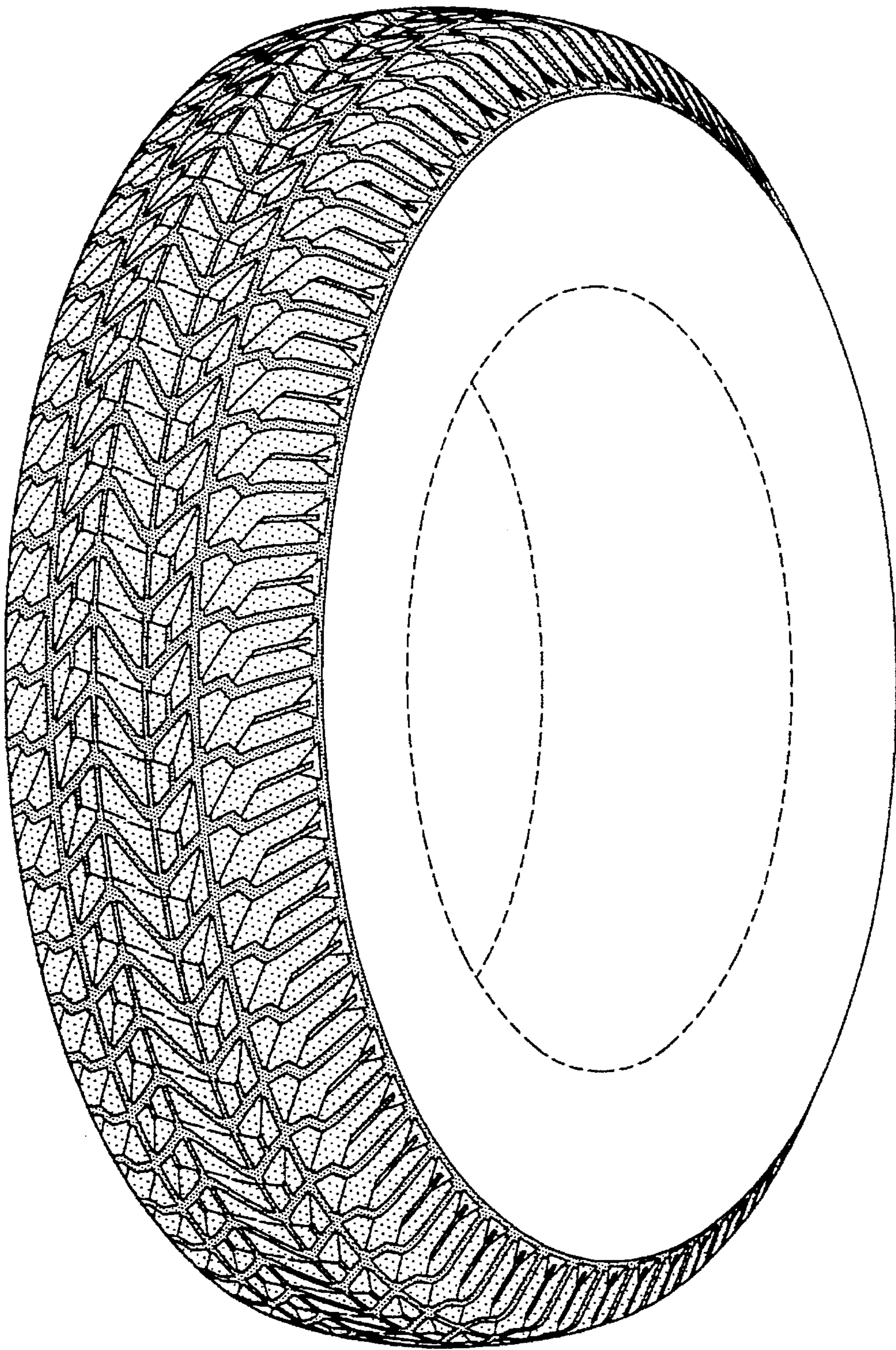


FIG-1




FIG-2

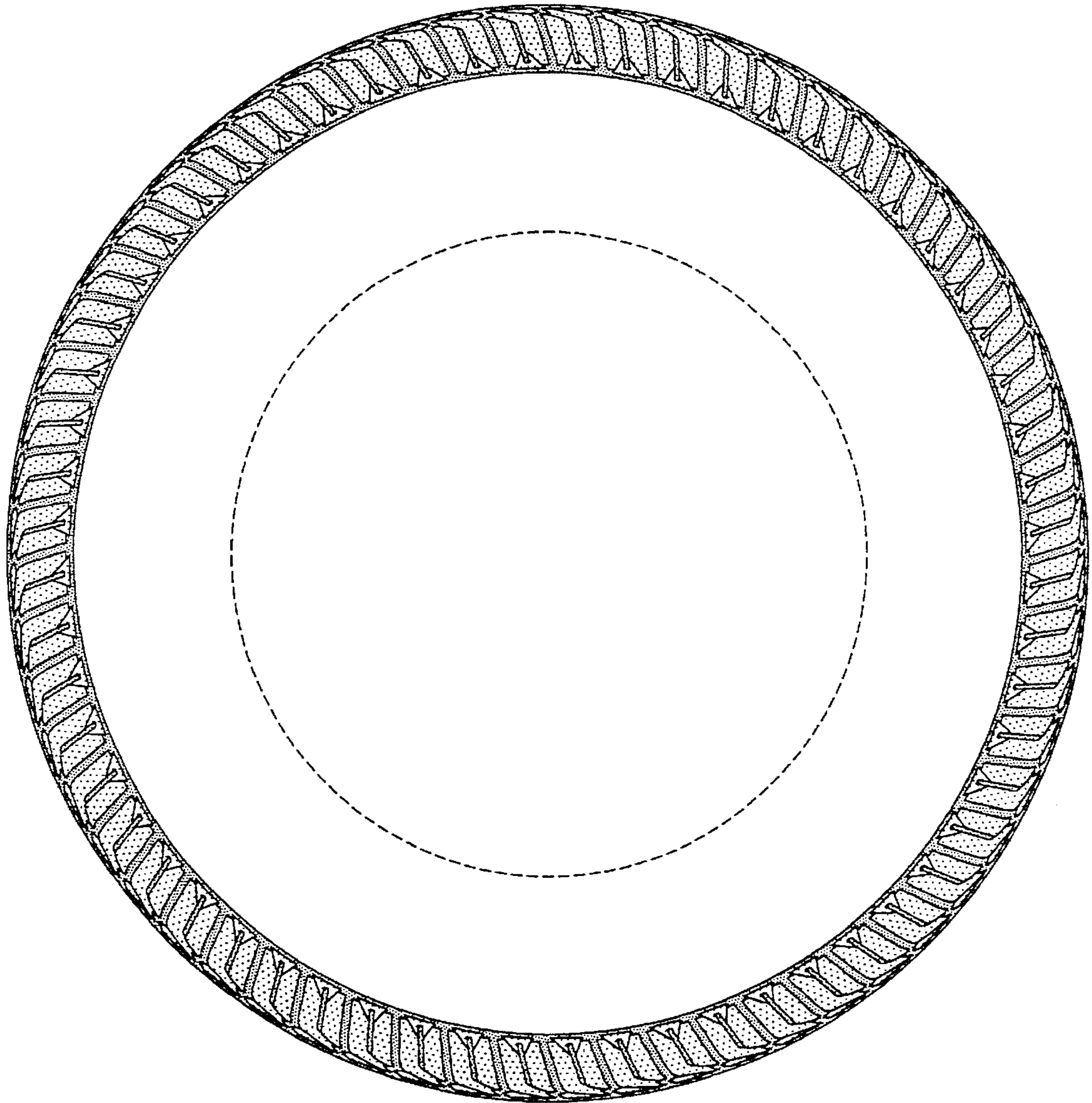


FIG-3

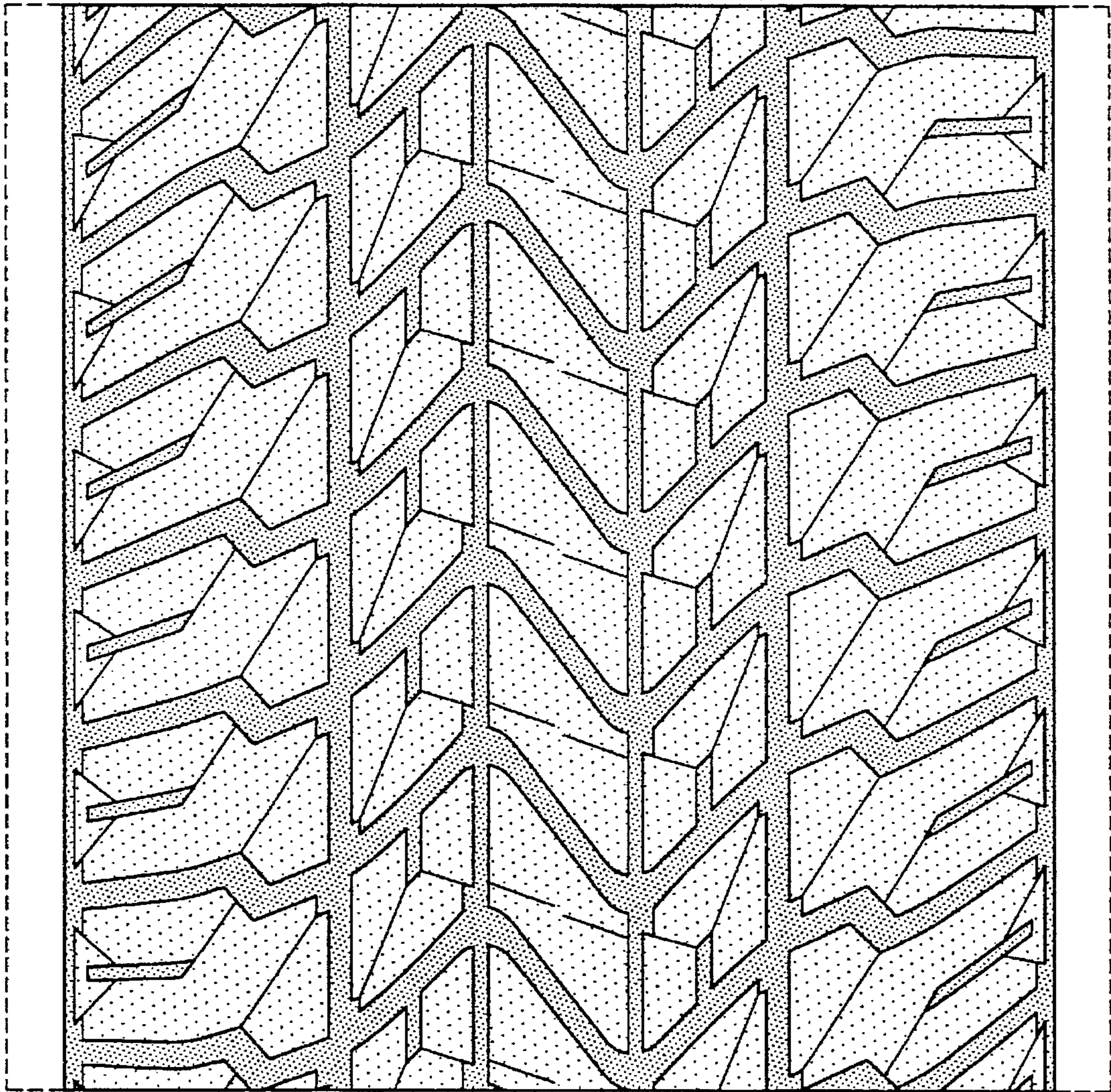


FIG-4