



US00D380994S

# United States Patent [19]

[11] Patent Number: **Des. 380,994**

Morishita et al.

[45] Date of Patent: **\*\*Jul. 15, 1997**

## [54] AUTOMOBILE TIRE

## OTHER PUBLICATIONS

[75] Inventors: **Hisaya Morishita; Junichi Ohtani; Tetsuya Kuze; Toshihiko Suzuki**, all of Hiratsuka; **Izumi Kuramochi; Hiroshi Tokizaki**, both of Tokyo, all of Japan

Cooper Lifeliner Grand Classic STE tire, *1994 Tread Design Guide*, p. 13, second row, center.

Bridgestone Potenza RE010 tire, *1995 Tread Design Guide*, p. 11, top row, far right.

[73] Assignee: **The Yokohama Rubber Co., Ltd.**, Tokyo, Japan

*Primary Examiner*—James Gandy

*Assistant Examiner*—Robert M. Spear

*Attorney, Agent, or Firm*—Nikaido, Marmelstein, Murray & Oram LLP

[\*\*] Term: **14 Years**

## [57] CLAIM

[21] Appl. No.: **45,582**

The ornamental design for a automobile tire, as shown and described.

[22] Filed: **Oct. 17, 1995**

## DESCRIPTION

## [30] Foreign Application Priority Data

May 17, 1995 [JP] Japan ..... 7-13511

[51] LOC (6) Cl. .... **12-15**

[52] U.S. Cl. .... **D12/141**

[58] Field of Search ..... D12/141-143,  
D12/146-148; 152/209 R, 209 D

FIG. 1 is a front view of the automobile tire, showing our new design, the top plan view and the bottom plan view appearing the same as the front view;

FIG. 2 is a rear view of the automobile tire;

FIG. 3 is a right-side view of the automobile tire;

FIG. 4 is a left-side view of the automobile tire;

FIG. 5 is a fragmentary front view, showing in enlargement the portion 5—5 in FIG. 1; and,

FIG. 6 is an enlarged sectional view, taken on line 6—6 of FIG. 5.

## [56] References Cited

### U.S. PATENT DOCUMENTS

D. 316,693 5/1991 Kawabata et al. .... D12/147

D. 339,776 9/1993 Hayakawa et al. .... D12/147

D. 342,047 12/1993 Takahashi ..... D12/146

**1 Claim, 5 Drawing Sheets**

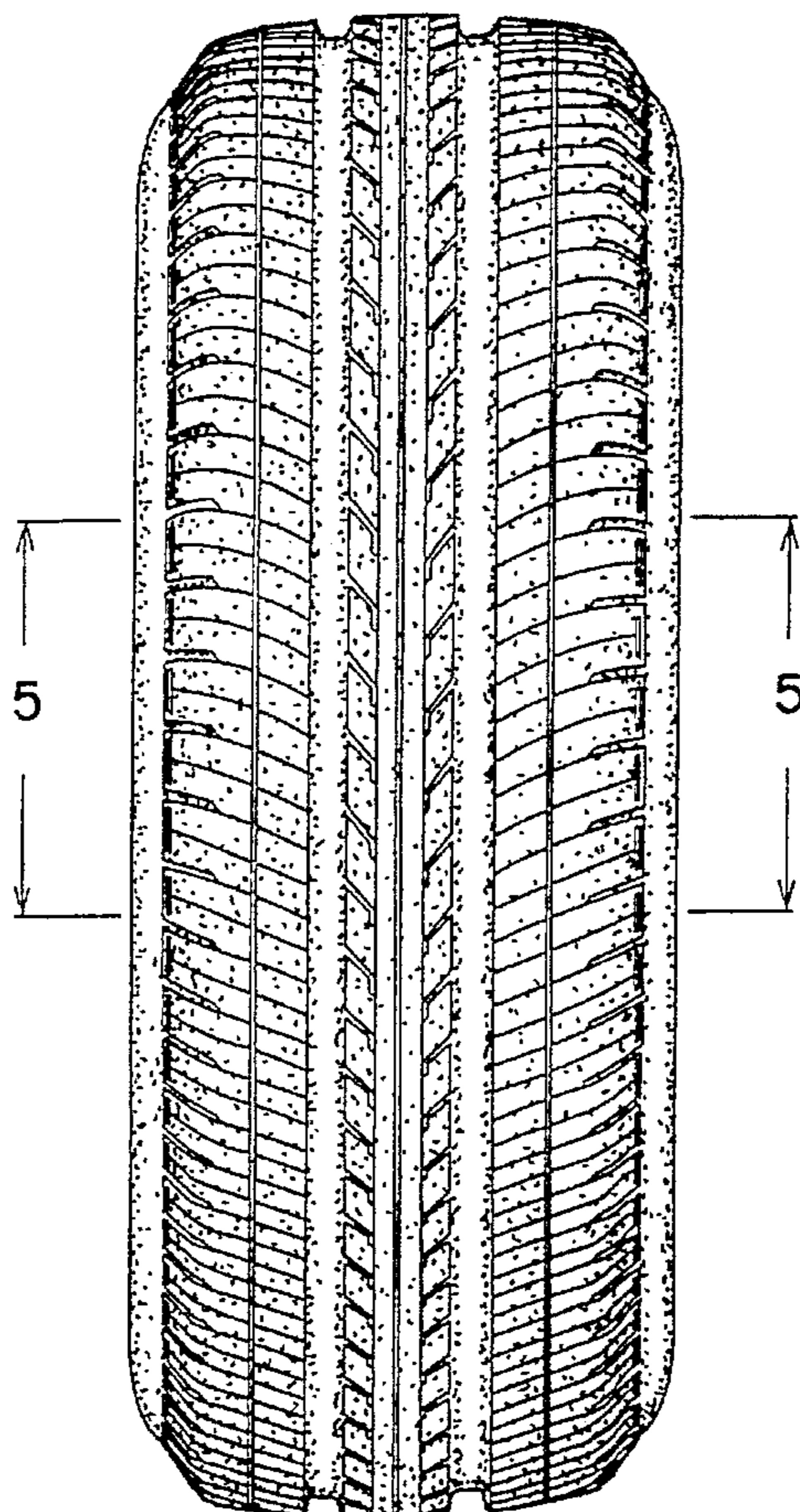


FIG. 1

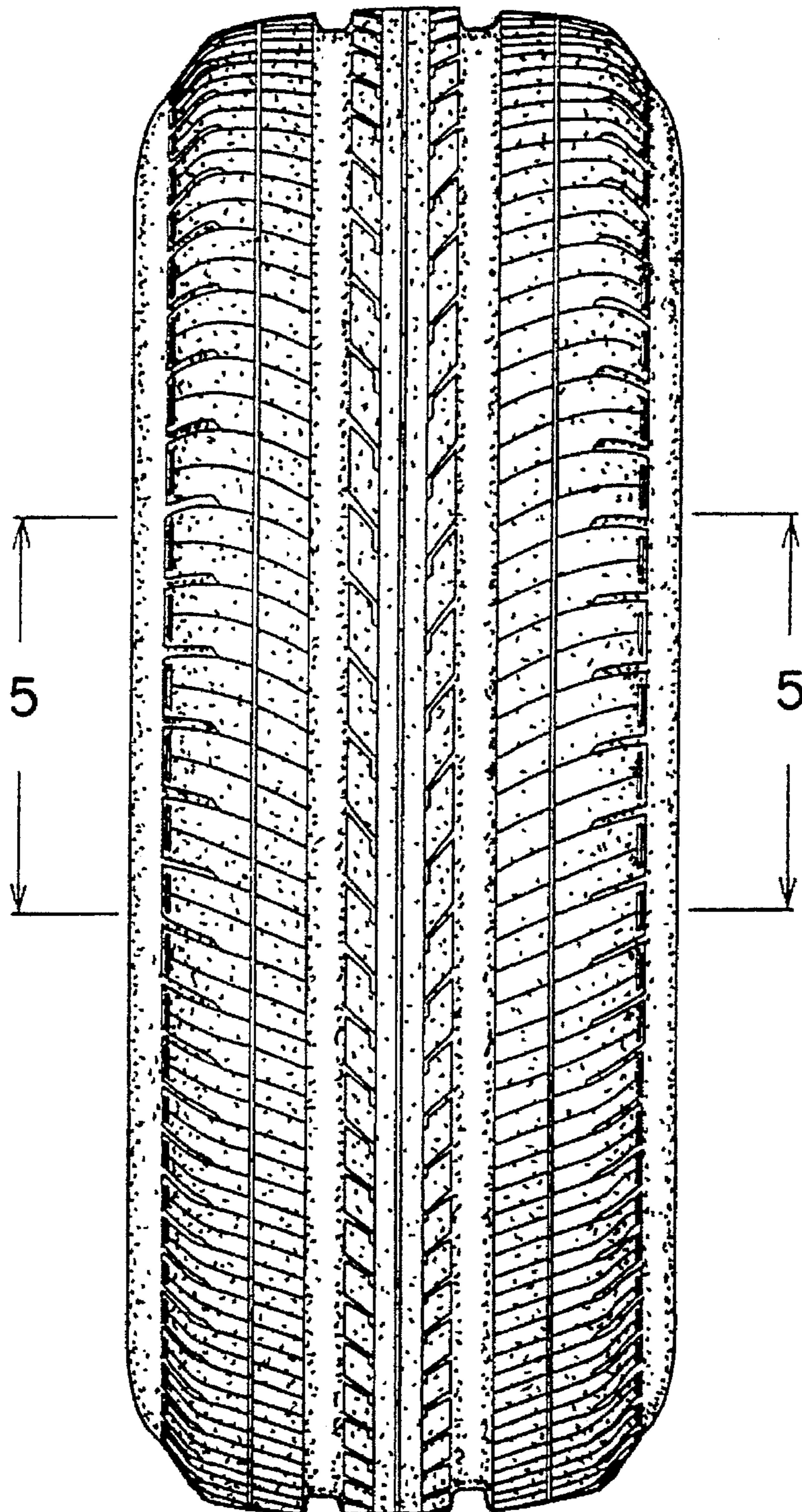




FIG. 2

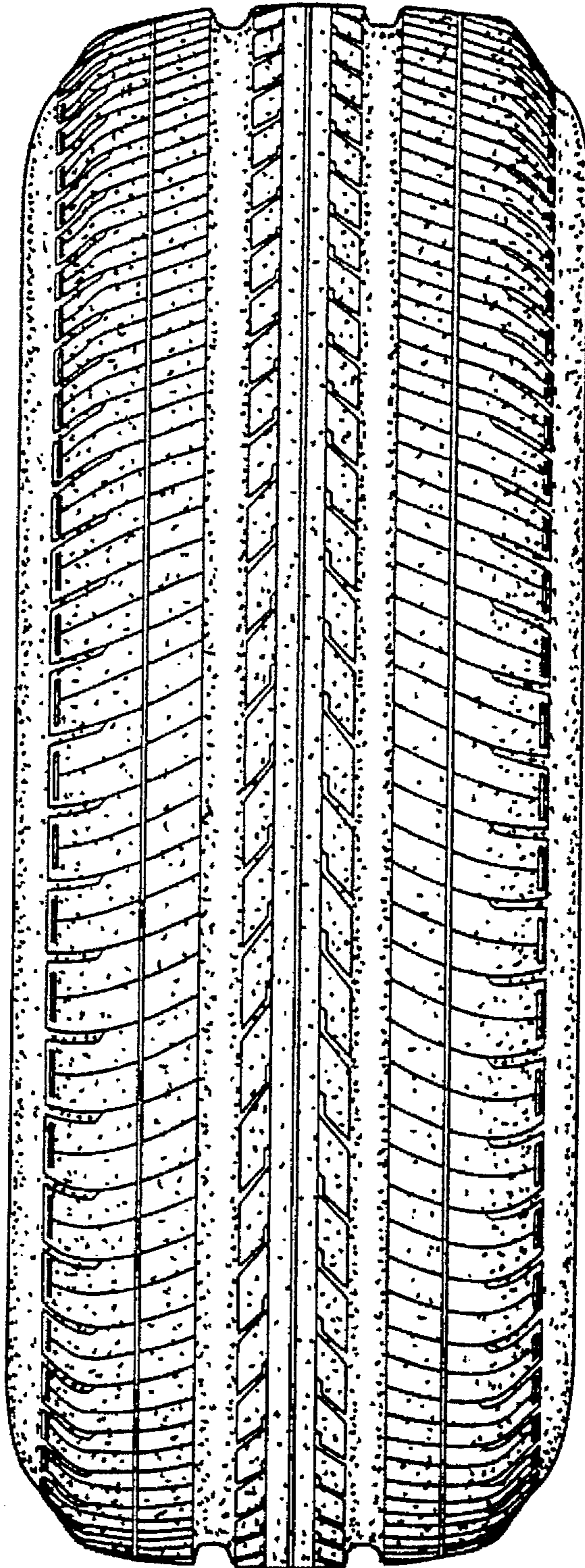


FIG. 3




FIG. 4

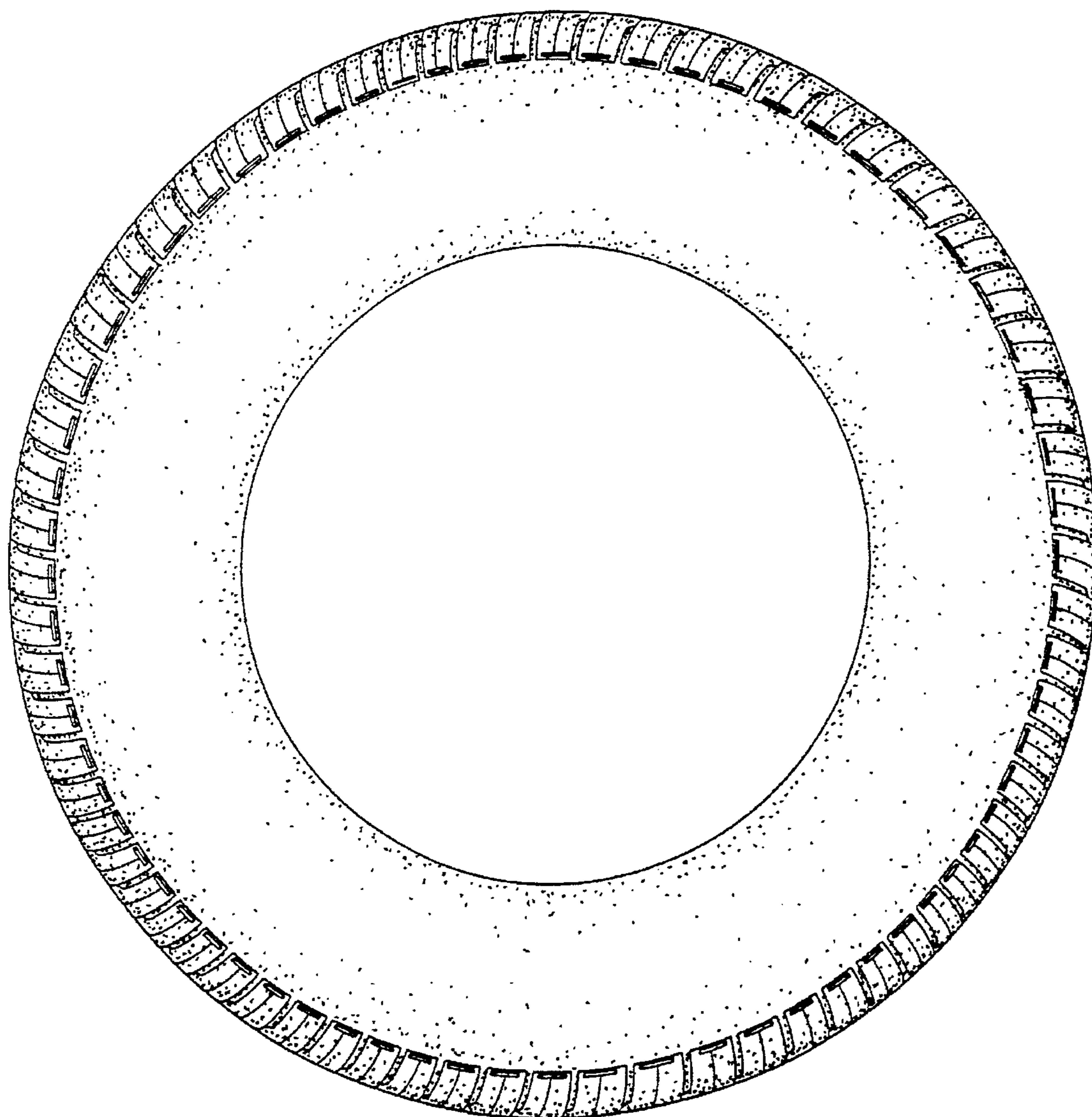




FIG. 5

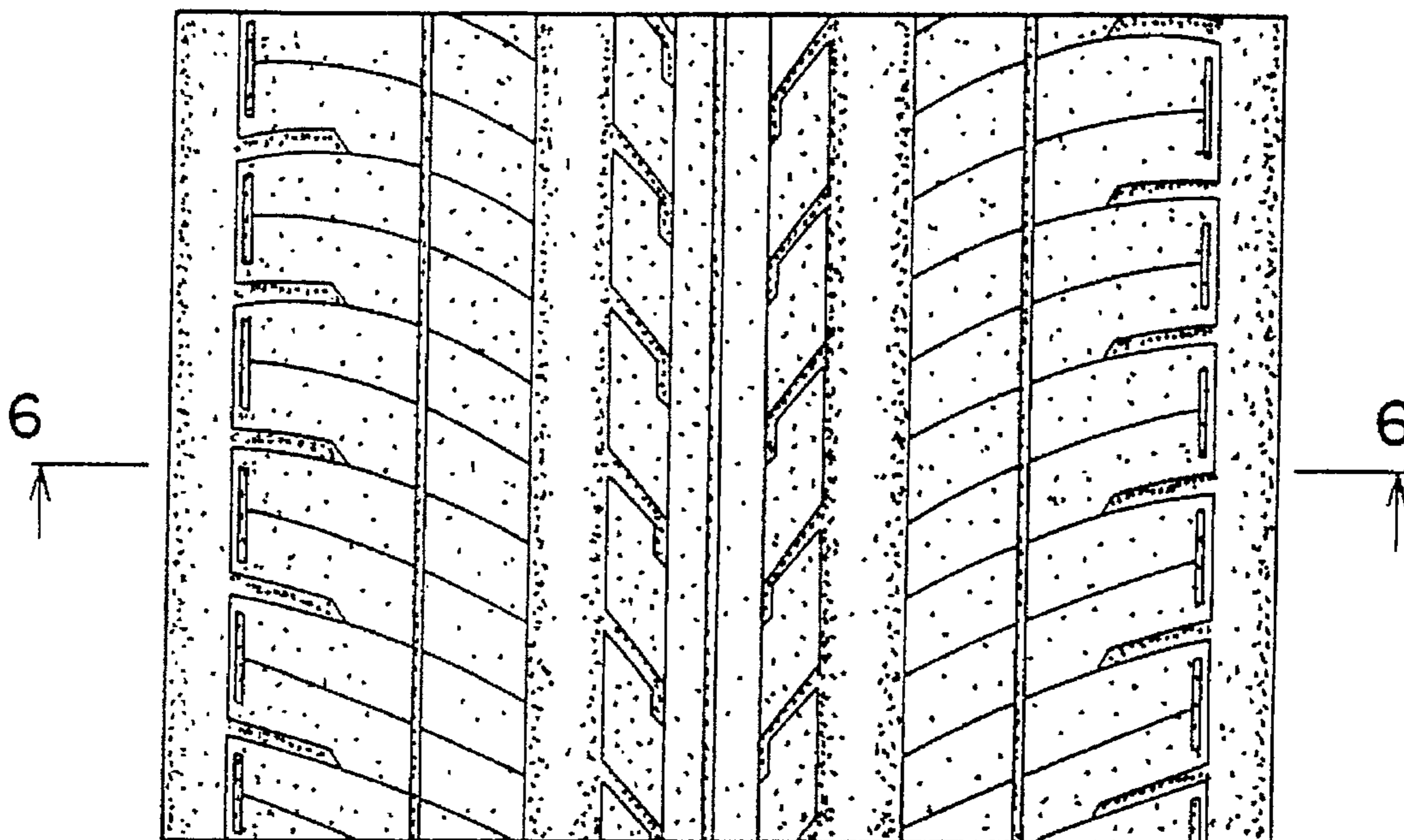


FIG. 6

