



US00D380993S

United States Patent [19]

Lurois et al.

[11] Patent Number: Des. 380,993

[45] Date of Patent: **Jul. 15, 1997

[54] **TIRE**

[75] Inventors: **Patrick Lurois; Susan Marie Nelson**,
both of Greenville, S.C.

[73] Assignee: **Michelin Recherche et Technique**
S.A., Granges-Paccot, Switzerland

[**] Term: **14 Years**

[21] Appl. No.: **38,484**

[22] Filed: **Apr. 17, 1995**

[51] LOC (6) Cl. **12-15**

[52] U.S. Cl. **D12/141**

[58] Field of Search **D12/141, 143,**
D12/145, 147-148; 152/209 R, 209 B,
209 D

D. 367,445 2/1996 Attinello et al. D12/141
2,272,879 2/1942 Hargraves .

FOREIGN PATENT DOCUMENTS

2136743 3/1984 United Kingdom B60C 11/04

OTHER PUBLICATIONS

Tread Design Guide 1991, p. 115 Hankook Radial F21.
Tread Design Guide 1991, p. 180 Toyo M101-Z.
Tread Design Guide 1991, p. 203 Barum Front Wheel.

Primary Examiner—James Gandy
Assistant Examiner—Stacia Sinuik
Attorney, Agent, or Firm—Robert R. Reed; Russell W.
Warnock

[57] CLAIM

The ornamental design for a tire, as shown and described.

DESCRIPTION

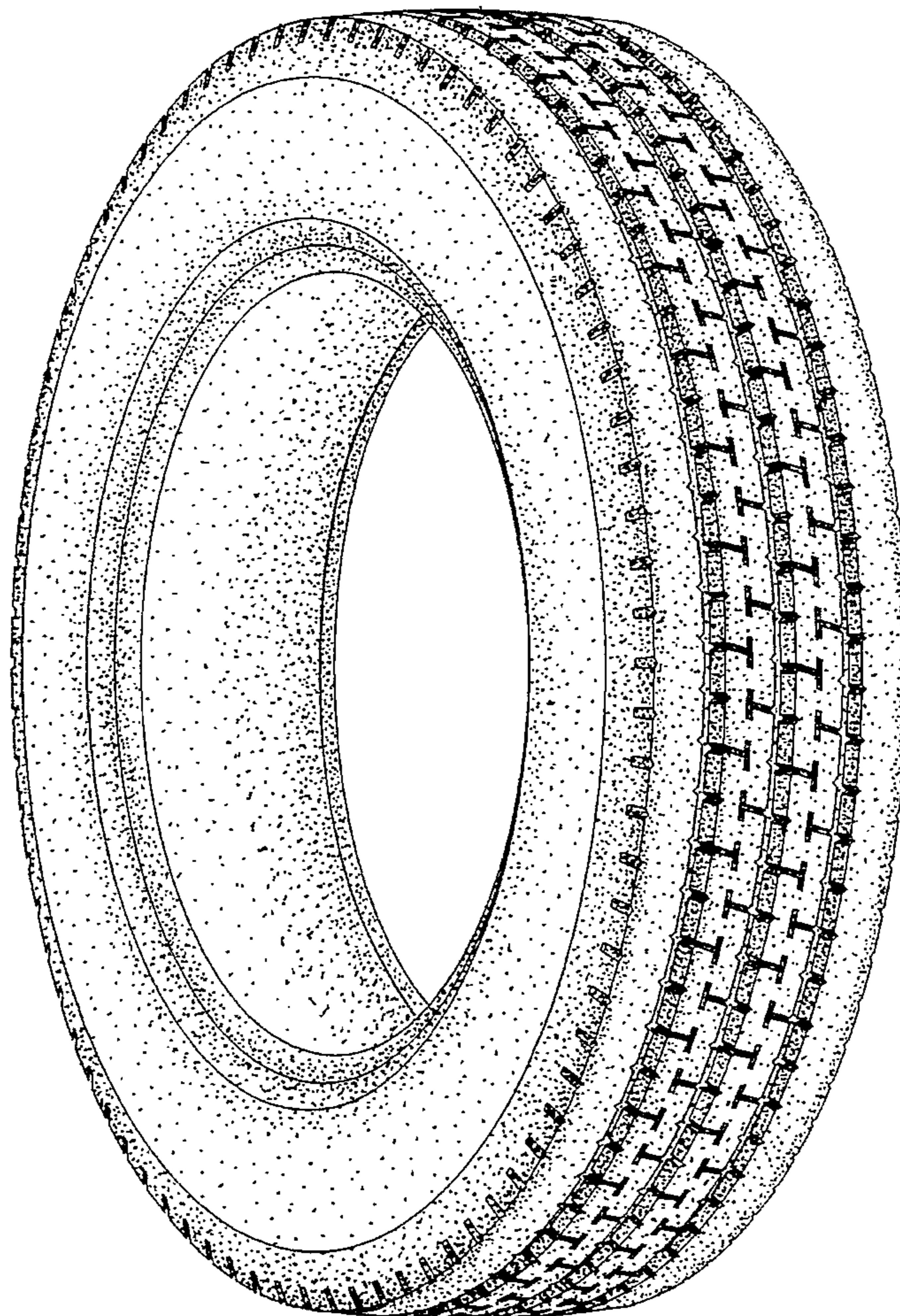
FIG. 1 is a perspective view of a tire showing our new design, it being understood that the tread pattern is repeated throughout the circumference of the tire, the opposite side being substantially the same as that illustrated; and, FIG. 2 is an enlarged fragmentary front elevation view of the tread pattern of FIG. 1 showing our new design.

1 Claim, 2 Drawing Sheets

[56] References Cited

U.S. PATENT DOCUMENTS

D. 65,856 10/1924 Dreher D12/141
D. 206,705 1/1967 Hawkinson D12/141
D. 283,502 4/1986 Hinkel D12/148
D. 309,883 8/1990 Barnett D12/143
D. 352,018 11/1994 Robert et al. D12/147



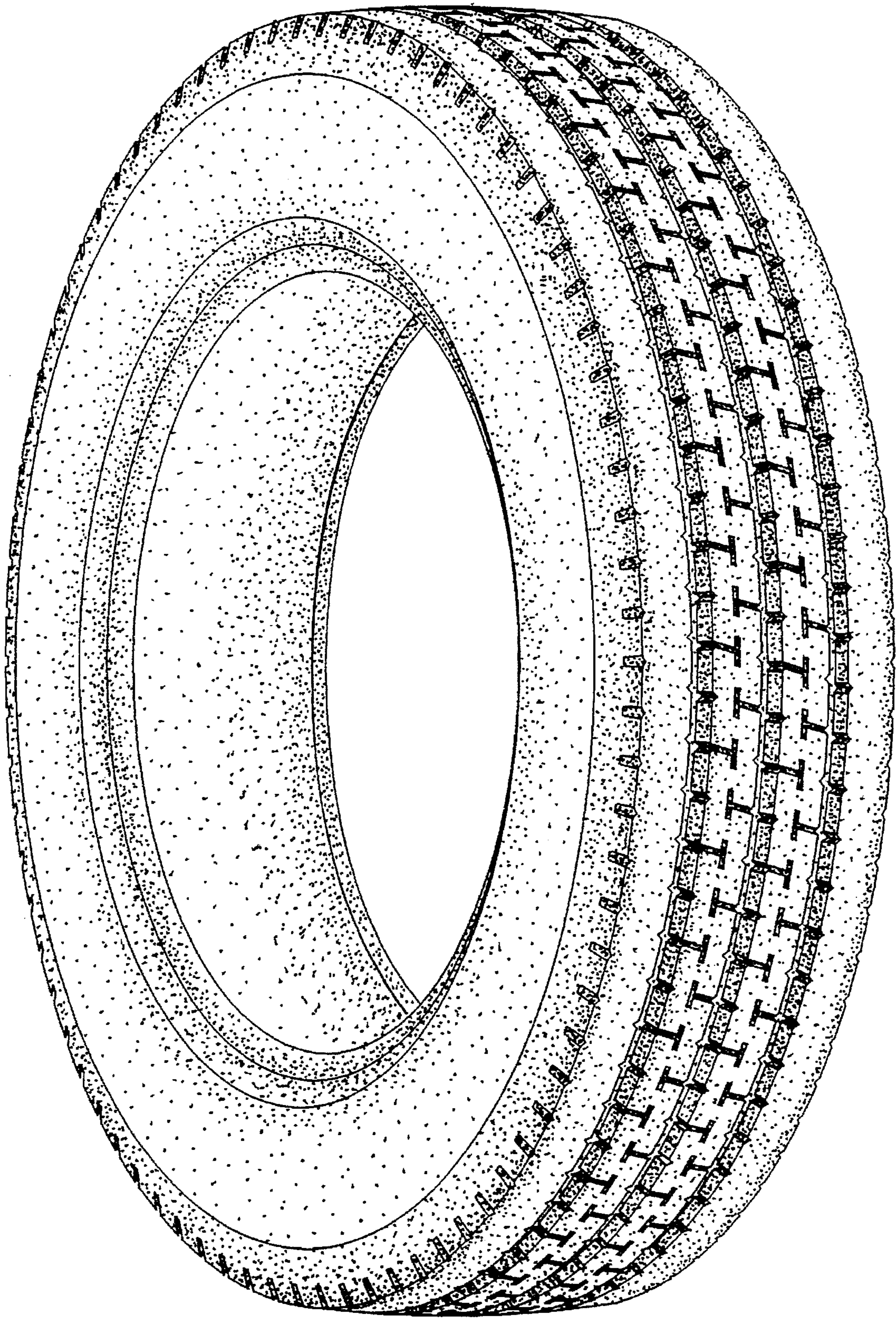


Fig. 1

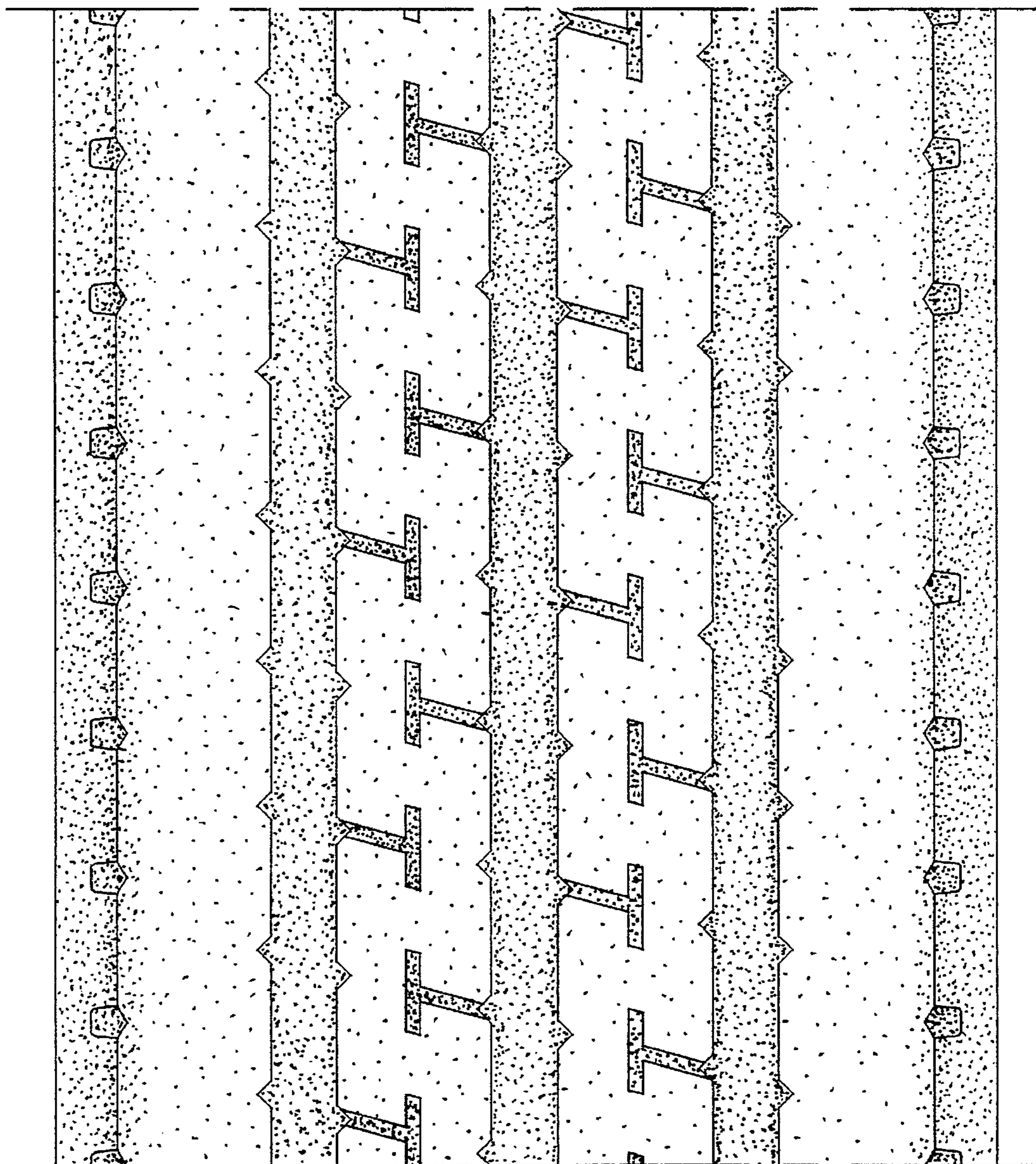


Fig. 2