



US00D380979S

United States Patent [19]
Perlmutter

[11] **Patent Number: Des. 380,979**

[45] **Date of Patent: **Jul. 15, 1997**

[54] **PENDANT**

D. 351,797 10/1994 White D10/30
2,176,253 10/1939 Fogarty D11/79

[76] **Inventor: Paul Perlmutter, 115-27 Mayfair Rd.,
Kew Gardens, N.Y. 11418**

*Primary Examiner—Ralf Seifert
Attorney, Agent, or Firm—Shenier & O'Connor*

[**] **Term: 14 Years**

[57] **CLAIM**

[21] **Appl. No.: 44,837**

The ornamental design for a pendant, as shown.

[22] **Filed: Oct. 2, 1995**

DESCRIPTION

[51] **LOC (6) Cl. 11-01**

[52] **U.S. Cl. D11/79; D3/208**

[58] **Field of Search D11/1-3, 79-85;
70/456 R, 458; 24/36; D3/207-212; D10/30;
D6/300, 301**

FIG. 1 is a front elevational view of a pendant showing one embodiment of my new design, with the cover partially open;

FIG. 2 is a front elevational view thereof with the cover fully closed;

FIG. 3 is a rear elevational view thereof;

FIG. 4 is a top plan view thereof;

FIG. 5 is a bottom plan view thereof;

FIG. 6 is a right side elevational view thereof; and,

FIG. 7 is a left side elevational view thereof.

The broken line showing of Arabic and Roman Dials, in FIG. 1, is for illustrative purposes only and forms no part of the claimed design.

[56] **References Cited**

U.S. PATENT DOCUMENTS

D. 79,292	8/1929	Gruen	D10/30
D. 306,707	3/1990	De Fraham	D11/7
D. 318,236	7/1991	Hiles	D10/30
D. 319,804	9/1991	Johnson et al.	D3/208
D. 320,357	10/1991	Mizukami	D10/30
D. 324,655	3/1992	Bulgari	D10/30
D. 335,460	5/1993	Tanaka	D10/30

1 Claim, 3 Drawing Sheets

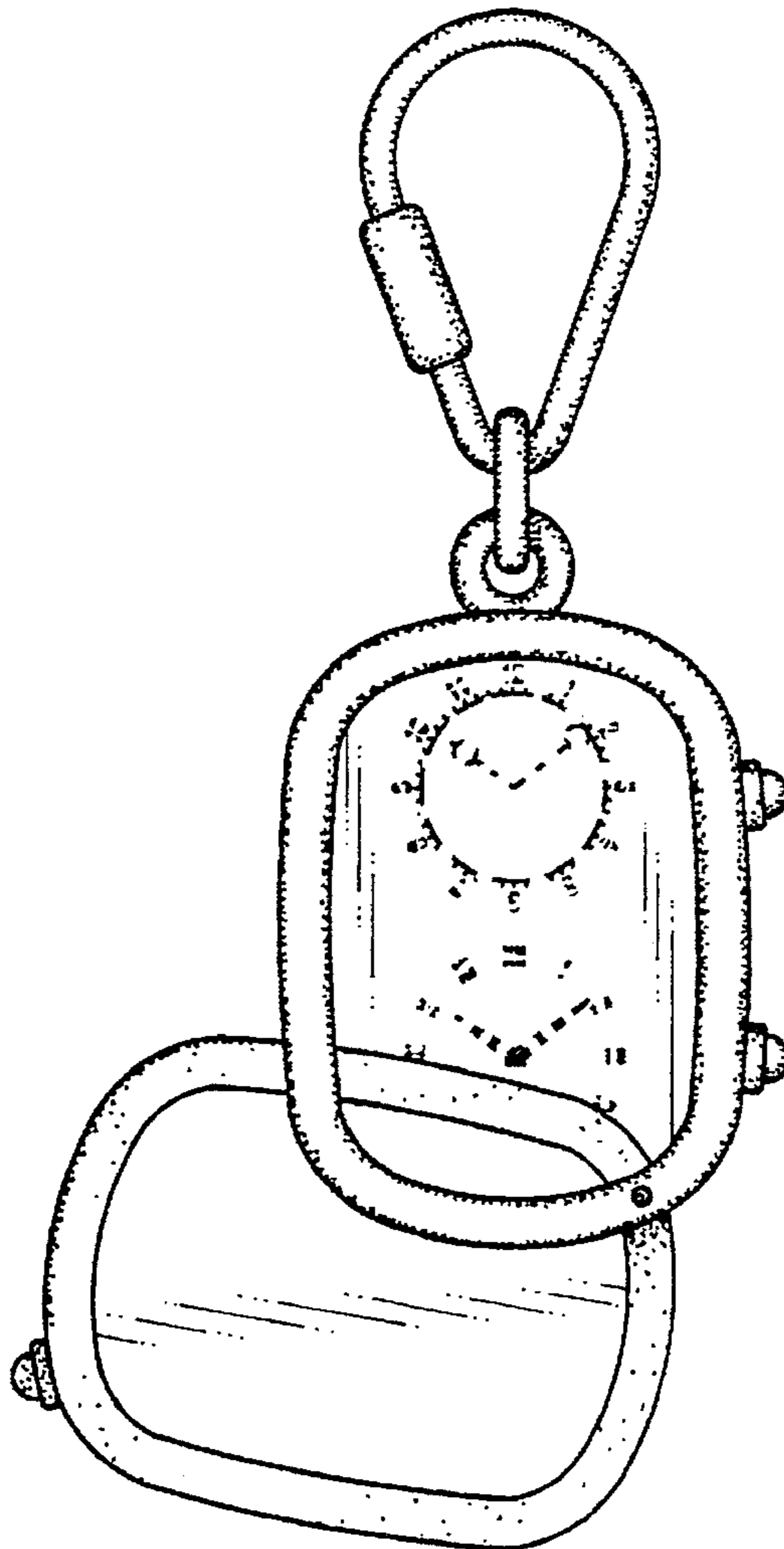


FIG. 1

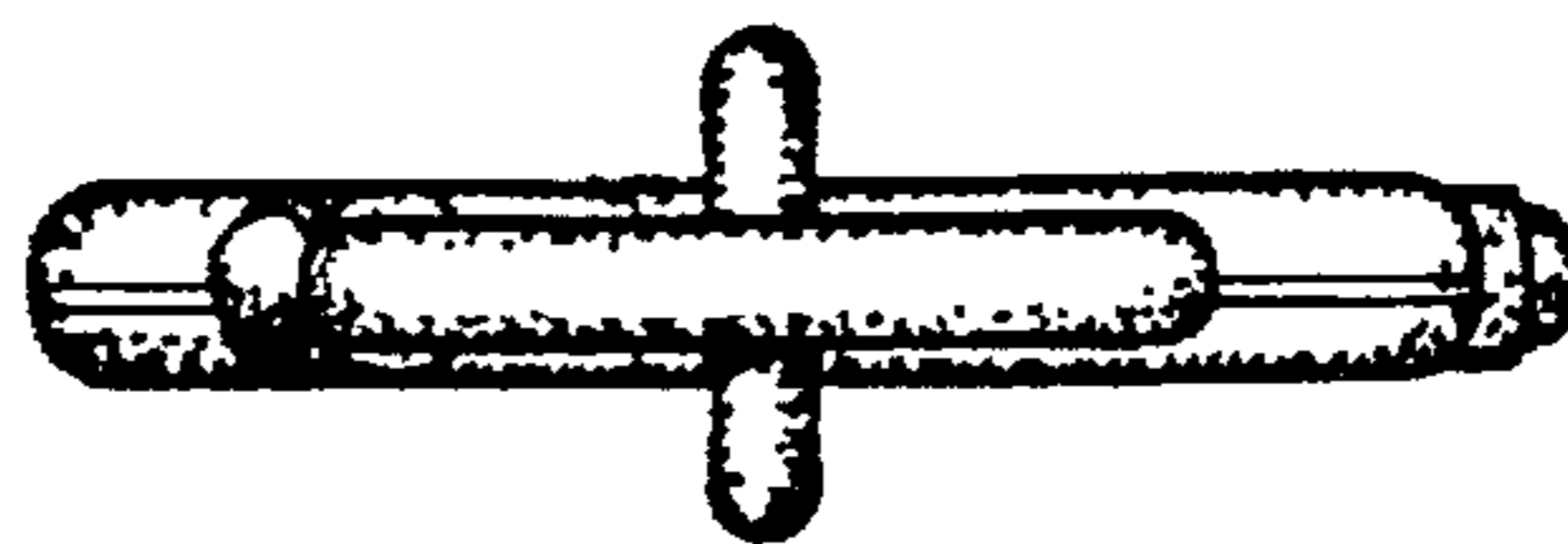
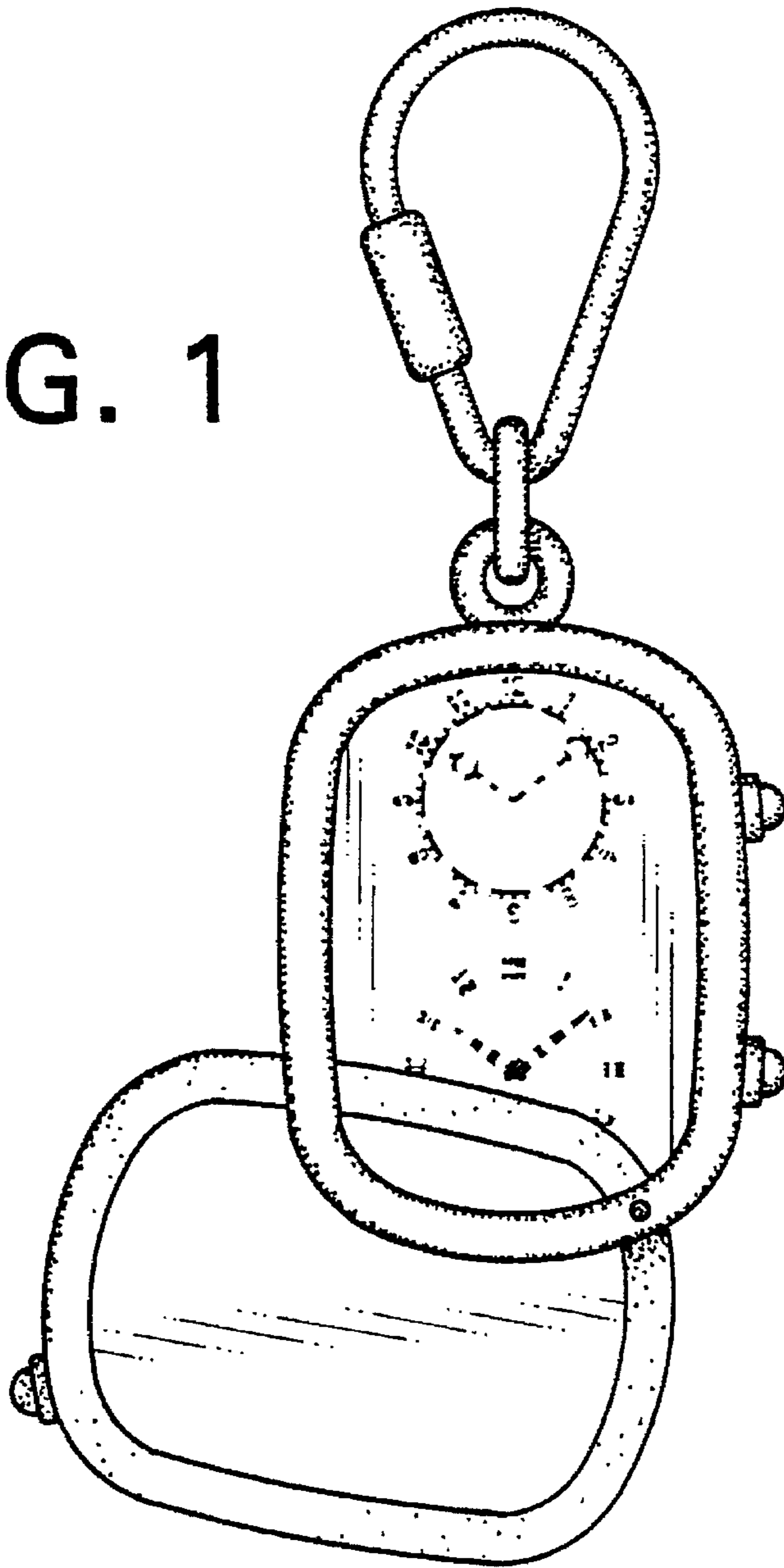


FIG. 4

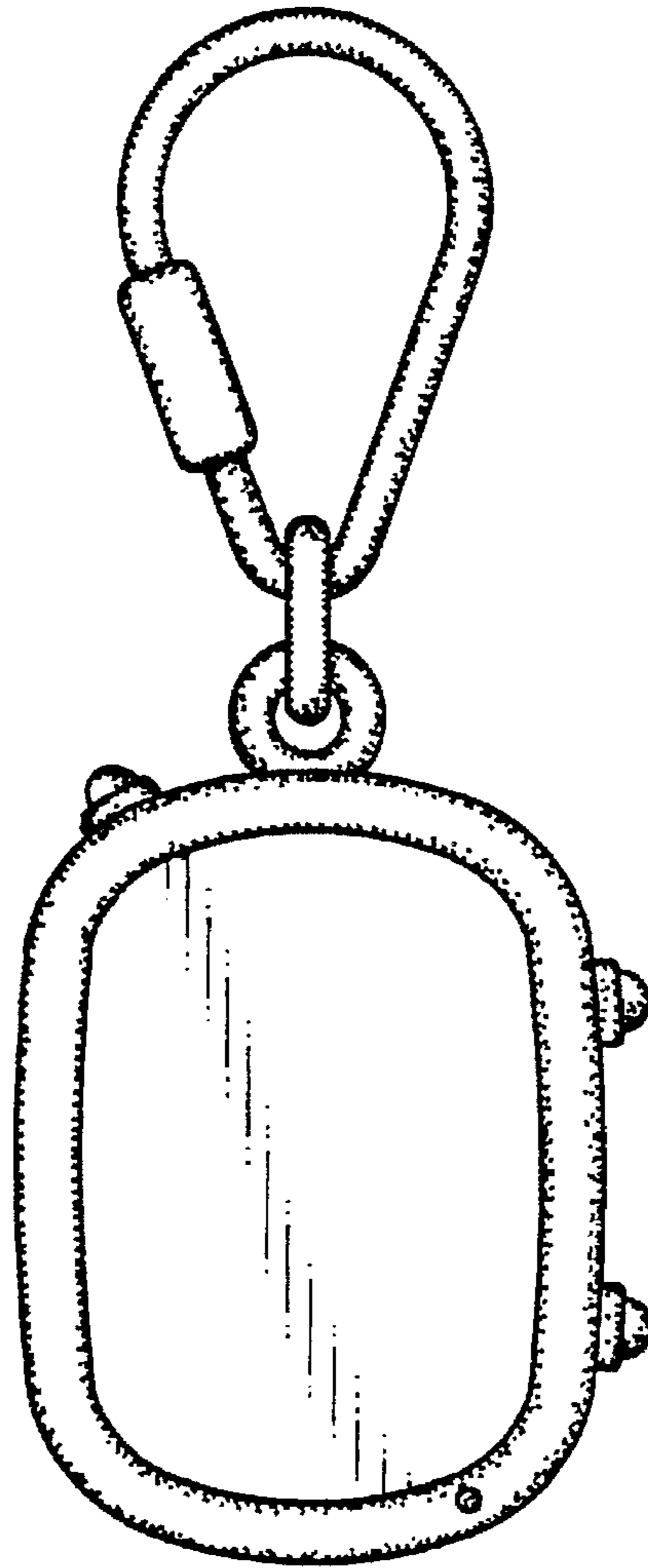


FIG. 2




FIG. 5




FIG. 6

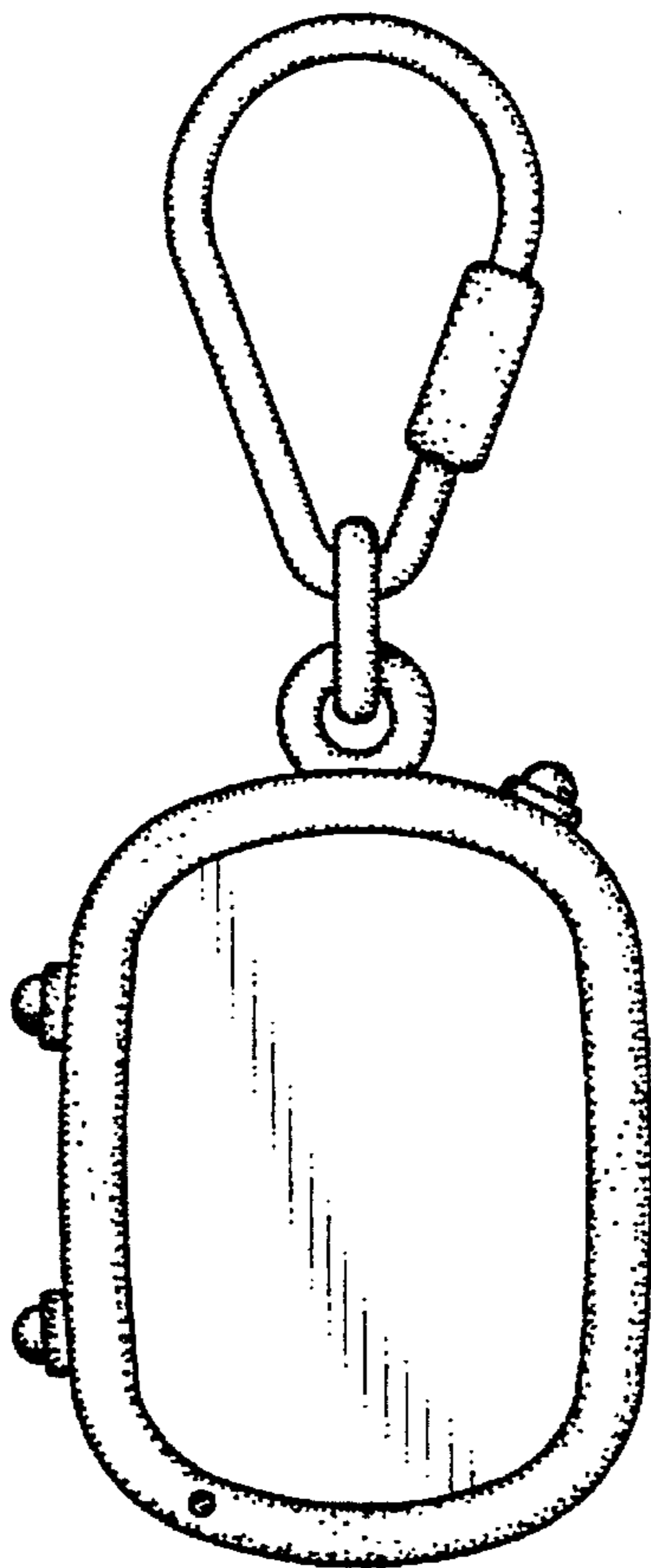


FIG. 3




FIG. 7