



US00D380971S

United States Patent [19] Giardiello

[11] Patent Number: **Des. 380,971**

[45] Date of Patent: ****Jul. 15, 1997**

[54] **WRIST WATCH**

[75] Inventor: **Barbara Giardiello**, Naples, Italy

[73] Assignee: **Arttime SA**, Neuchatel, Switzerland

[**] Term: **14 Years**

[21] Appl. No.: **45,599**

[22] Filed: **Oct. 24, 1995**

[30] **Foreign Application Priority Data**

Apr. 26, 1995 [XH] Hague Agreement DMA/002911

[51] **LOC (6) Cl.** **10-02**

[52] **U.S. Cl.** **D10/39; D10/30**

[58] **Field of Search** **D10/1-40, 122-132;
368/280-282, 276-277, 285**

[56] **References Cited**

U.S. PATENT DOCUMENTS

D. 356,961 4/1995 Giardiello D10/30 X

D. 361,528 8/1995 Hayashi D10/39

OTHER PUBLICATIONS

Hong Kong Enterprise - Oct. 1990-p. 109-Watches (4) in center.

Primary Examiner-Nelson C. Holtje
Attorney, Agent, or Firm-Sughrue, Mion, Zinn, Macpeak & Seas

[57] **CLAIM**

The ornamental design for a wristwatch, as shown and described.

DESCRIPTION

FIG. 1 is a perspective view of a wristwatch showing my new design;

FIG. 2 is a top plan view thereof;

FIG. 3 is a bottom plan view thereof;

FIG. 4 is a side elevational view of one side thereof;

FIG. 5 is a side elevational view of an opposite side thereof;

FIG. 6 is an end elevational view of one end thereof; and,

FIG. 7 is an end elevational view of an opposite end thereof.

1 Claim, 4 Drawing Sheets





FIG. 1




FIG. 2




FIG. 3




FIG. 4




FIG. 5




FIG. 6




FIG. 7

