



US00D380948S

United States Patent [19]
Smith

[11] **Patent Number: Des. 380,948**

[45] **Date of Patent: **Jul. 15, 1997**

[54] **BOTTLE OPENER**

[76] **Inventor: Gregory D. Smith, 1602 Hardie Rd., Greensboro, N.C. 27403**

[**] **Term: 14 Years**

[21] **Appl. No.: 44,717**

[22] **Filed: Sep. 29, 1995**

[51] **LOC (6) Cl. 07-99**

[52] **U.S. Cl. D8/33**

[58] **Field of Search D8/18, 33, 34-36, D8/38, 40, 41; 81/3.55, 3.57, 3.09**

[56] **References Cited**

U.S. PATENT DOCUMENTS

| | | | |
|------------|--------|------------------|-------|
| D. 92,795 | 7/1934 | Ebert | D8/38 |
| D. 172,833 | 8/1954 | Kaufman | D8/38 |
| D. 278,405 | 4/1985 | Birckenall | D8/34 |

| | | | |
|------------|--------|--------------------|-------|
| D. 303,071 | 8/1989 | Ancona et al. | D8/33 |
| 2,111,195 | 3/1938 | Skau | D8/34 |

Primary Examiner—Terry A. Wallace
Assistant Examiner—Adir Aronovich

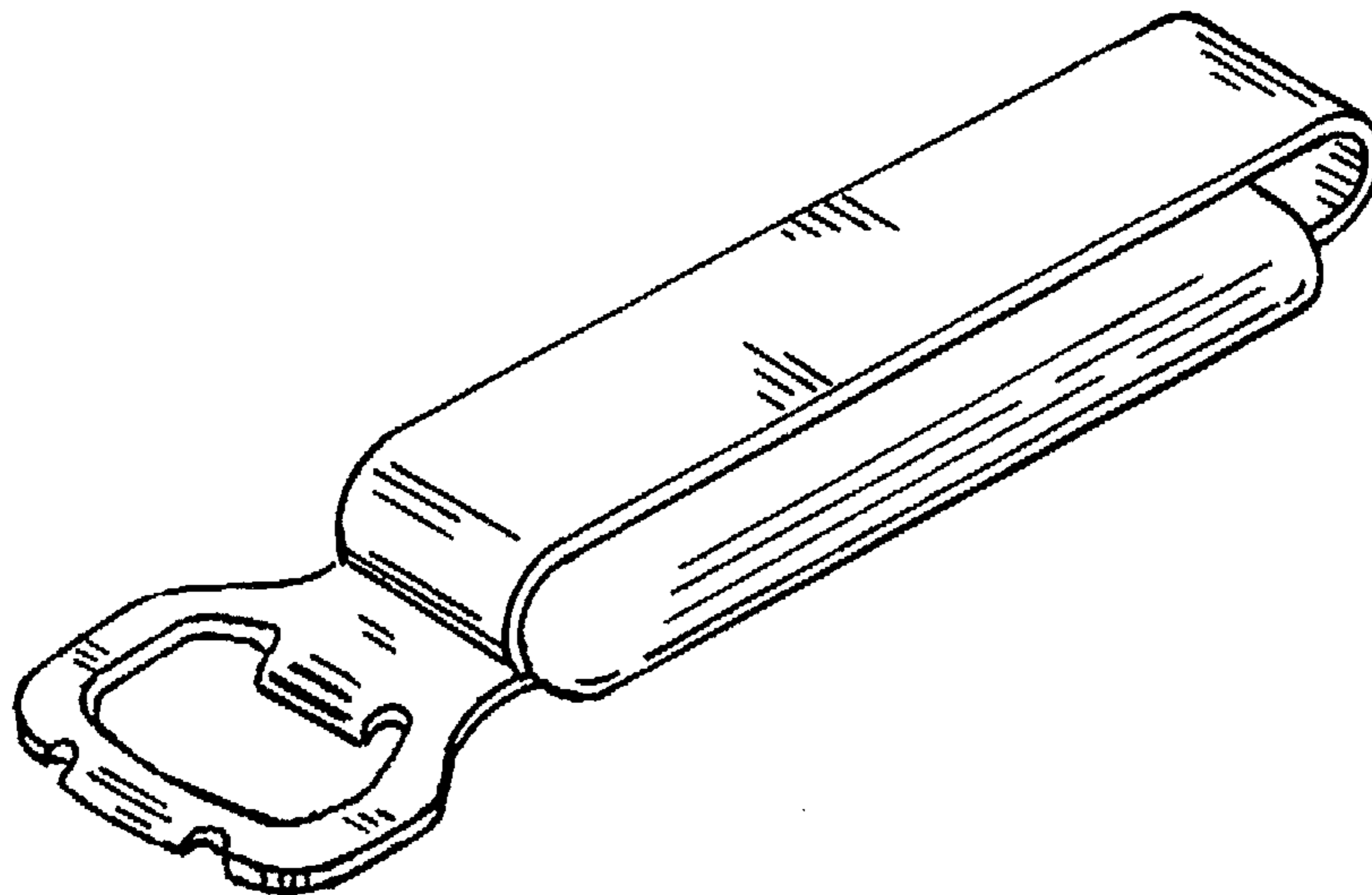
[57] **CLAIM**

The ornamental design for a bottle opener, as shown and described.

DESCRIPTION

FIG. 1 is a perspective view of a bottle opener showing my new design;
FIG. 2 is a front elevational view thereof;
FIG. 3 is a rear elevational view thereof;
FIG. 4 is a side elevational view thereof, the undisclosed opposite side being a mirror image;
FIG. 5 is a plan view; and,
FIG. 6 is a bottom plan view thereof.

1 Claim, 1 Drawing Sheet



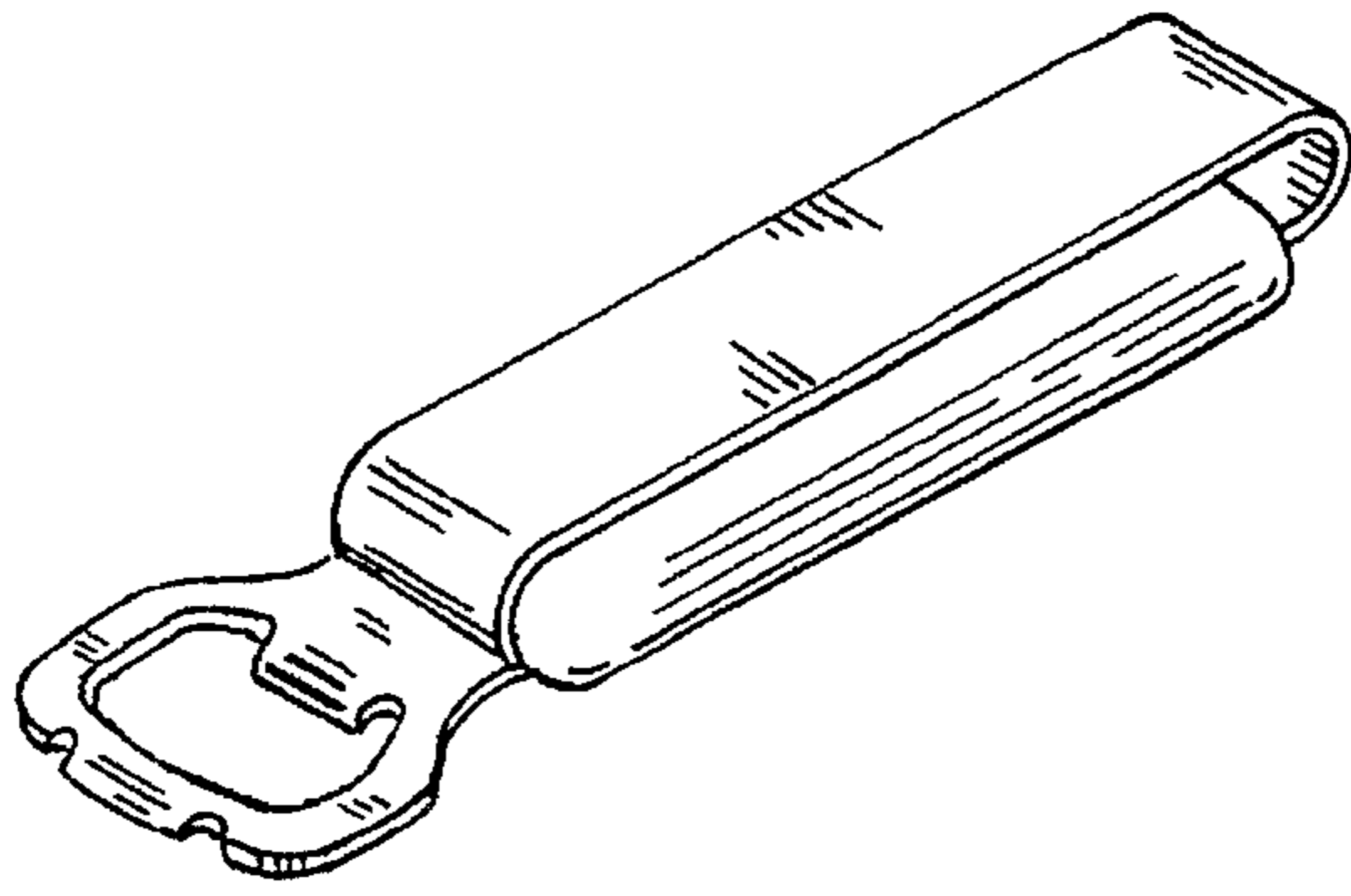


FIG. 1




FIG. 2



FIG. 3




FIG. 4

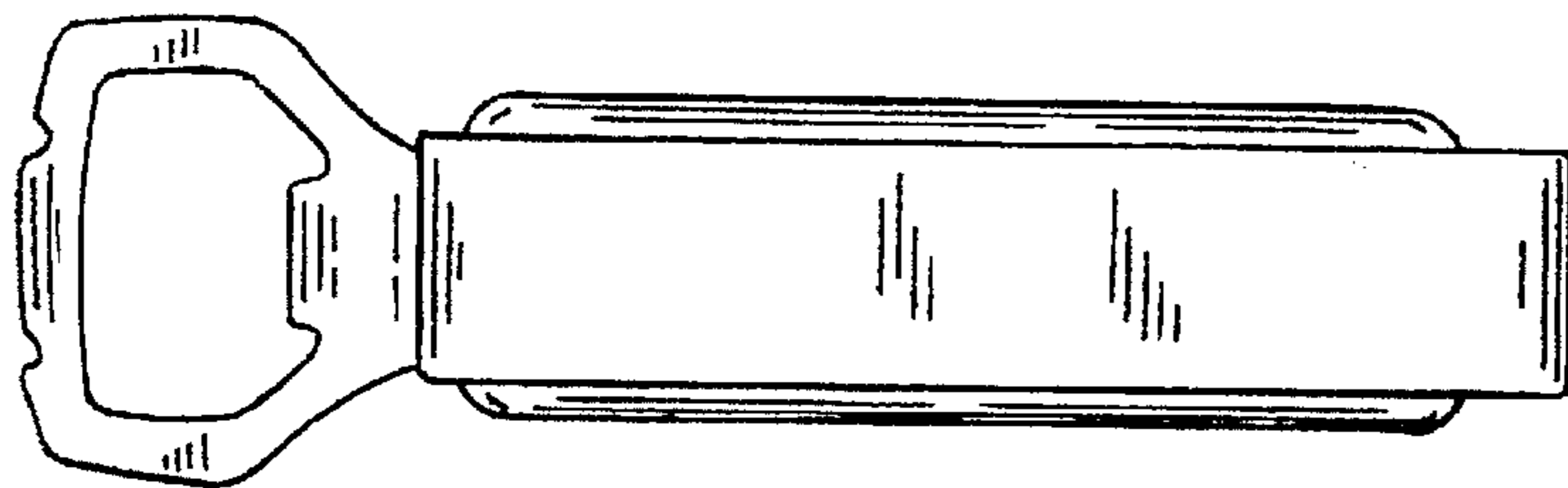


FIG. 5




FIG. 6