

US00D380941S

United States Patent [19] Wong

[11] Patent Number: **Des. 380,941**
[45] Date of Patent: ****Jul. 15, 1997**

[54] FOOD PRESS

[75] Inventor: **Hon Nam Wong**, 2nd Floor, Blocks F & G, Phase 2, Superluck Industrial Centre, 57 Sha Tsui Road, Tsuen Wan, New Territories, Hong Kong

[73] Assignees: **Hon Nam Wong; Chu Leung Wong**, both of Hong Kong, Hong Kong

[**] Term: **14 Years**

[21] Appl. No.: **50,924**

[22] Filed: **Feb. 29, 1996**

[51] LOC (6) Cl. **07-04**

[52] U.S. Cl. **D7/665**

[58] Field of Search D7/665, 666; 99/495; 100/104, 110, 112, 125, 116, 234, 243; 241/168, 169

[56] References Cited

U.S. PATENT DOCUMENTS

D. 266,824	11/1982	Harris	D7/665
D. 288,272	2/1987	Steinko	D7/665
D. 288,514	3/1987	Tong	D7/665
D. 351,972	11/1994	Wong	D7/665

Primary Examiner—Terry A. Wallace
Attorney, Agent, or Firm—Birch, Stewart, Kolasch & Birch, LLP

[57] CLAIM

The ornamental design for a food press, as shown and described.

DESCRIPTION

FIG. 1 is a side perspective view of a food press showing my

new design;

FIG. 2 is a side and bottom perspective view with the press in an extended position;

FIG. 3 is a side elevational view with the press in the compressed position thereof;

FIG. 4 is a top plan view thereof;

FIG. 5 is a bottom plan view thereof;

FIG. 6 is a perspective view in a disassembled condition with the top and bottom removed from the central portion thereof;

FIG. 7 is a side elevational view with the press in an extended position;

FIG. 8 is a perspective view with the bottom container removed from the central portion thereof and the lid which is original on the top of the central portion applied to the container;

FIG. 9 is a top perspective view of the bottom container with a lid applied thereto;

FIG. 10 is a bottom perspective view of the bottom container with a lid applied thereto;



FIG. 11 is a side elevational view of the bottom container with a lid applied thereto;

FIG. 12 is a perspective view of the bottom container with the lids removed therefrom; and,

FIG. 13 is a perspective view of the bottom container with the lid removed therefrom.

The bottom container is shown separately and disassembled for clarity of illustration.

1 Claim, 6 Drawing Sheets







FIG. 1

FIG. 2







FIG. 3

FIG. 4







FIG. 5

FIG. 6







FIG. 7

FIG. 8






FIG. 9




FIG. 10




FIG. 11

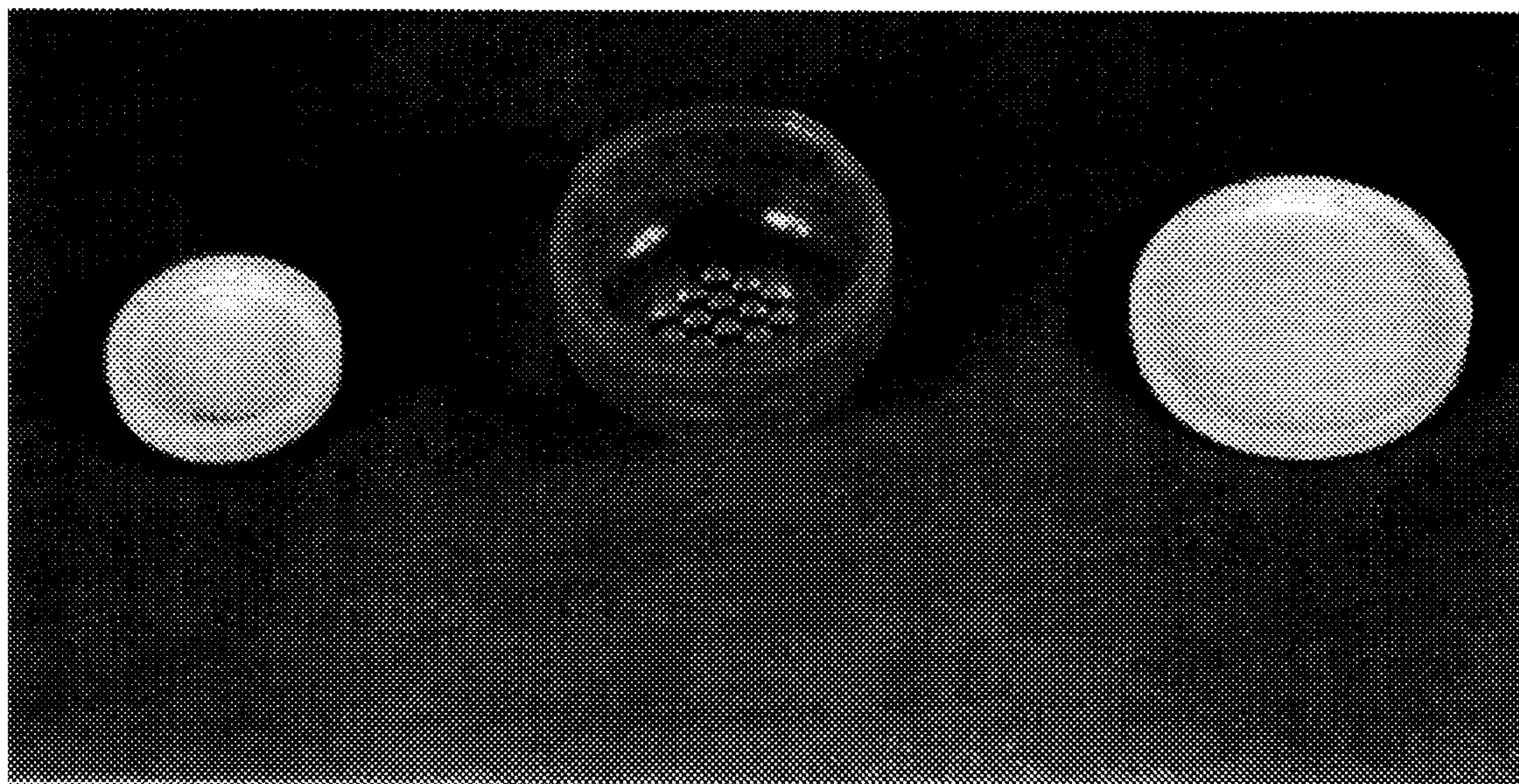


FIG. 12

FIG. 13

