



US00D380936S

# United States Patent [19]

Hsu

[11] Patent Number: **Des. 380,936**

[45] Date of Patent: **\*\*Jul. 15, 1997**

[54] **IGNITER**

[75] Inventor: **Kun-Chung Hsu, Shin Chuang, Taiwan**

[73] Assignee: **Chien Sheng Machine Industrial Co., Ltd., Taipei Hsien, Taiwan**

[\*\*] Term: **14 Years**

[21] Appl. No.: **54,737**

[22] Filed: **May 21, 1996**

[51] LOC (6) Cl. .... **07-99**

[52] U.S. Cl. .... **D7/416**

[58] Field of Search ..... D7/416, 417; D27/139, D27/141, 143, 154, 147; 126/25 B, 409; 431/13

[56] **References Cited**

**U.S. PATENT DOCUMENTS**

D. 267,820	2/1983	Tomita	.....	D7/416
D. 293,603	1/1988	Matsumaru	.....	D7/416
D. 295,598	5/1988	Takase	.....	D7/416
D. 314,118	1/1991	Lloveras Capilla	.....	D7/416

D. 327,813	7/1992	Shike et al.	.....	D7/416
D. 354,196	1/1995	Inoue	.....	D7/416
D. 364,313	11/1995	Zemel	.....	D7/416
D. 364,778	12/1995	Choi	.....	D7/416
4,292,021	9/1981	Miyagawa	.....	431/13
4,502,465	3/1985	Yoshingaga et al.	.....	126/409
5,135,388	8/1992	Pettit	.....	D7/416 X

*Primary Examiner*—M. N. Pandozzi  
*Attorney, Agent, or Firm*—Jacobson, Price, Holman & Stern, PLLC

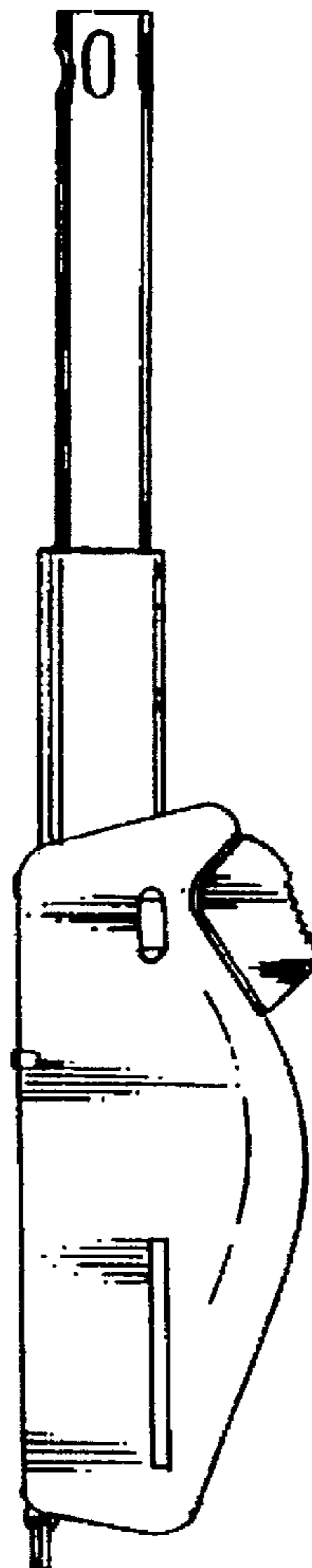
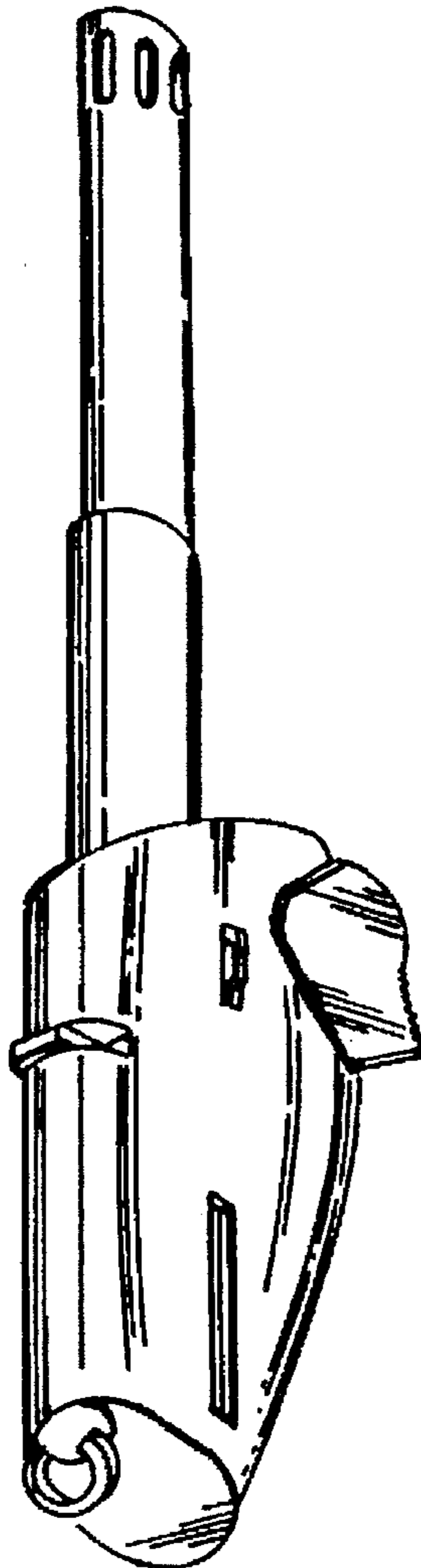
[57] **CLAIM**

The ornamental design for an igniter, as shown and described.

**DESCRIPTION**

FIG. 1 is a perspective view of an igniter showing my design;  
FIG. 2 a front elevational view thereof;  
FIG. 3 is a rear elevational view thereof;  
FIG. 4 is a left side elevational view thereof;  
FIG. 5 is a right side elevational view thereof;  
FIG. 6 is a top plan view thereof; and,  
FIG. 7 is a bottom plan view thereof.

**1 Claim, 4 Drawing Sheets**



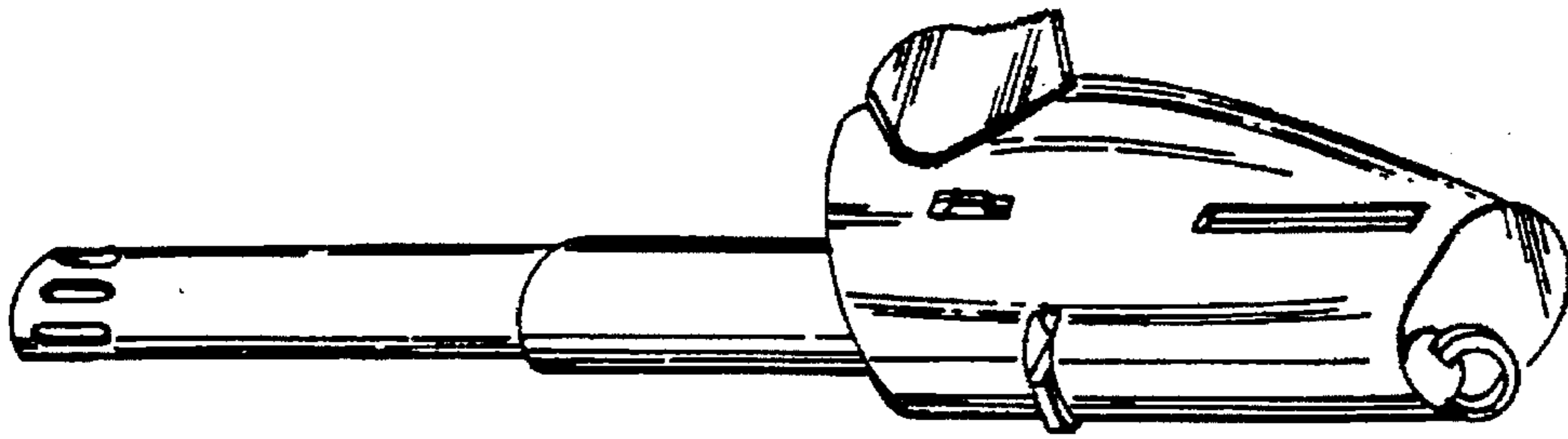


FIG. 1

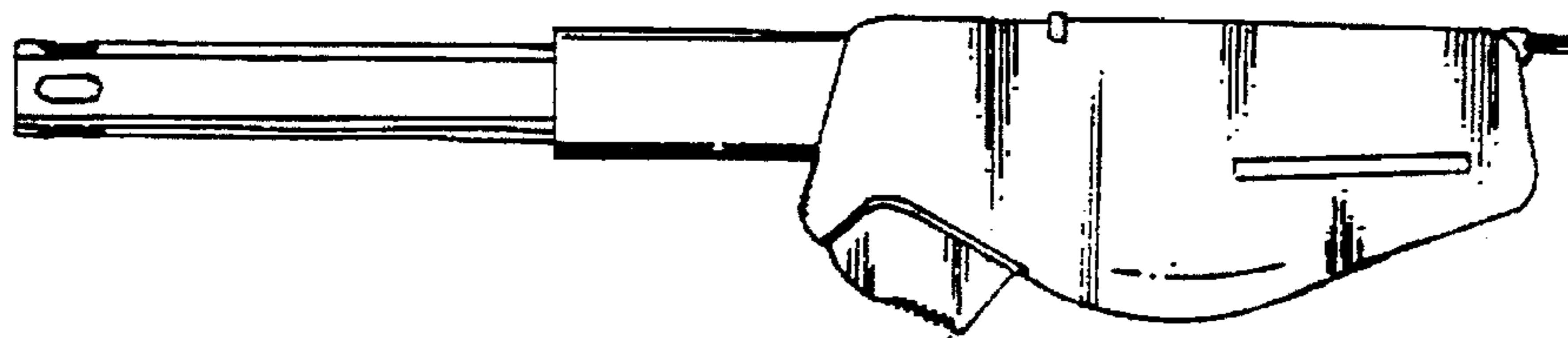


FIG. 3

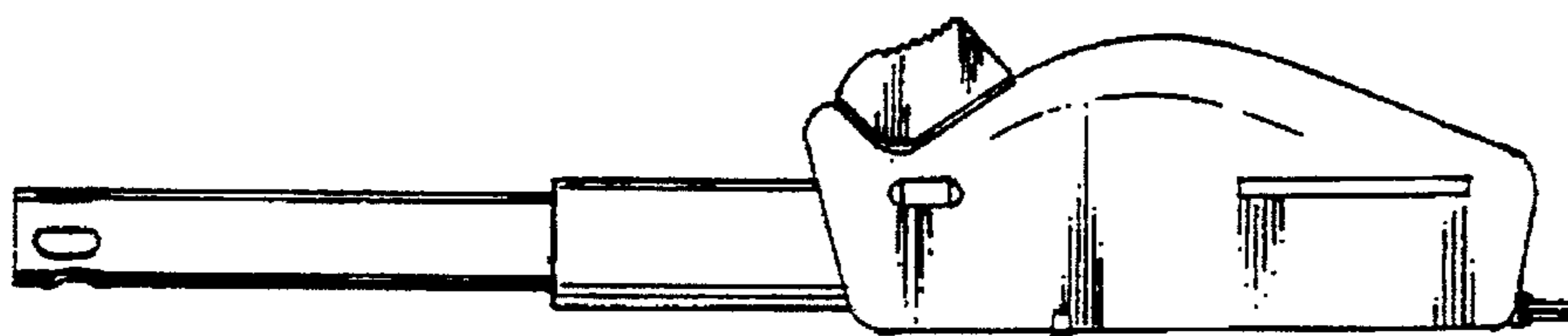


FIG. 2

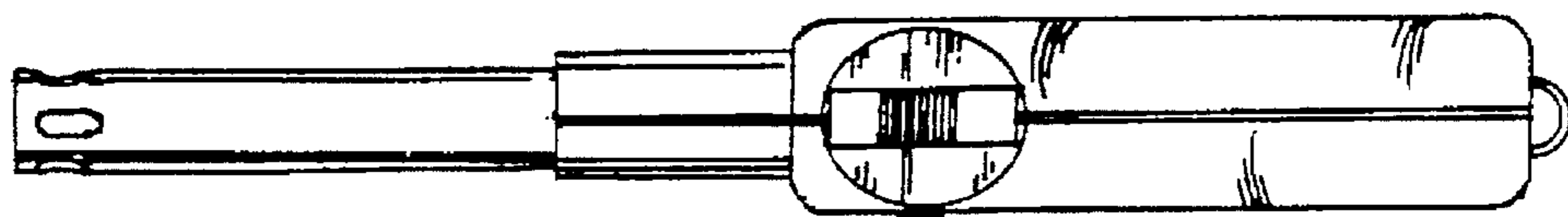


FIG. 5

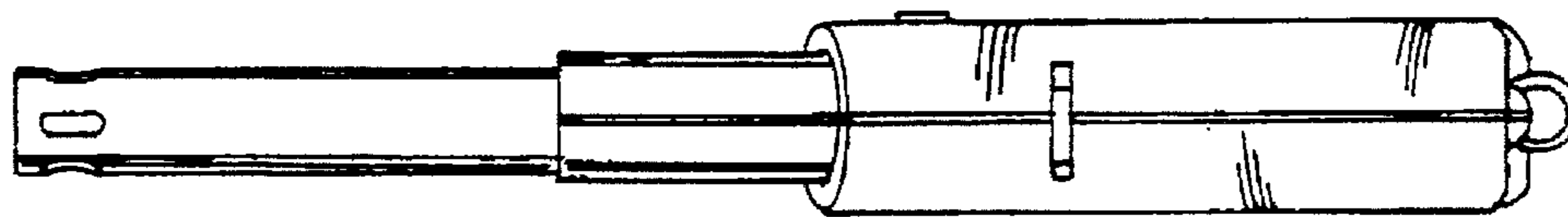


FIG. 4

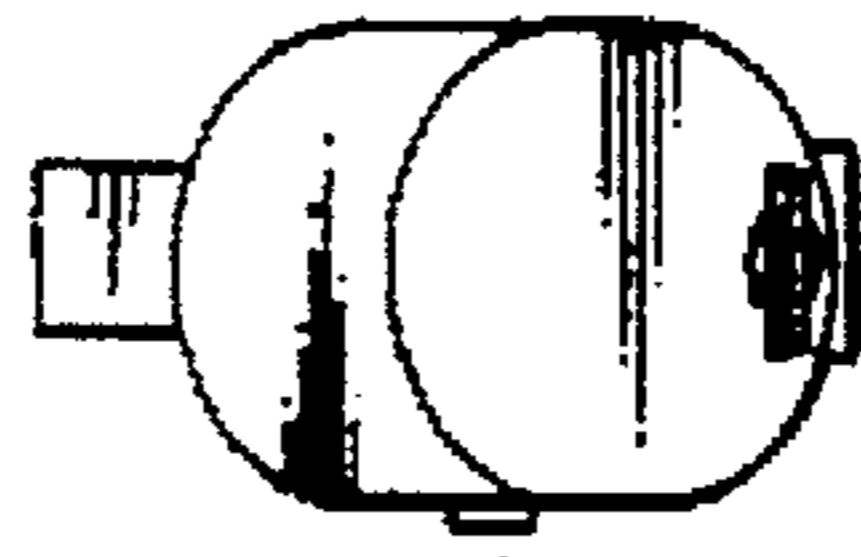


FIG. 6

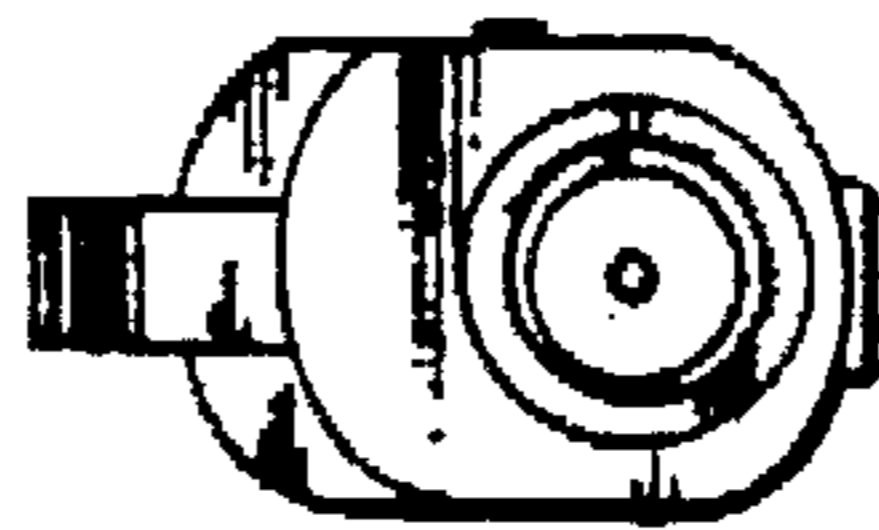


FIG. 7