



US00D380925S

United States Patent [19] Chu

[11] Patent Number: **Des. 380,925**

[45] Date of Patent: ****Jul. 15, 1997**

[54] **RACK FOR COMPACT DISKS**

[76] Inventor: **Abel Chu**, No. 20, Lane 16, Kuohua St., Chiayi City, Taiwan

[**] Term: **14 Years**

D. 367,188	2/1996	Levine	D6/407
D. 370,137	5/1996	David	D6/407
2,205,064	6/1940	Irwin	211/40 X
5,195,642	3/1993	Dardashti	211/40
5,314,077	5/1994	Theosabrata	211/40
5,370,242	12/1994	Huang	211/40

OTHER PUBLICATIONS

Atlantic Representations Inc. Price List Effective Jun. 1, 1991, Item No. 1209.

Primary Examiner—Jeffrey Asch
Attorney, Agent, or Firm—Morton J. Rosenberg; David I. Klein

[21] Appl. No.: **54,969**

[22] Filed: **May 28, 1996**

[51] LOC (6) Cl. **06-04**

[52] U.S. Cl. **D6/630; D6/463**

[58] Field of Search D6/407, 627-635, D6/462-465, 466-468; 211/40-42; 312/108, 111, 9.1, 9.9, 9.16, 9.45, 9.46, 9.48, 9.51, 9.52, 9.53, 9.55, 9.56; 206/307, 307.1, 308.1, 387.11, 387.15, 445, 454, 711; D13/182; D15/140; D8/71

[57] **CLAIM**

The ornamental design for a rack for compact disks, as shown.

DESCRIPTION

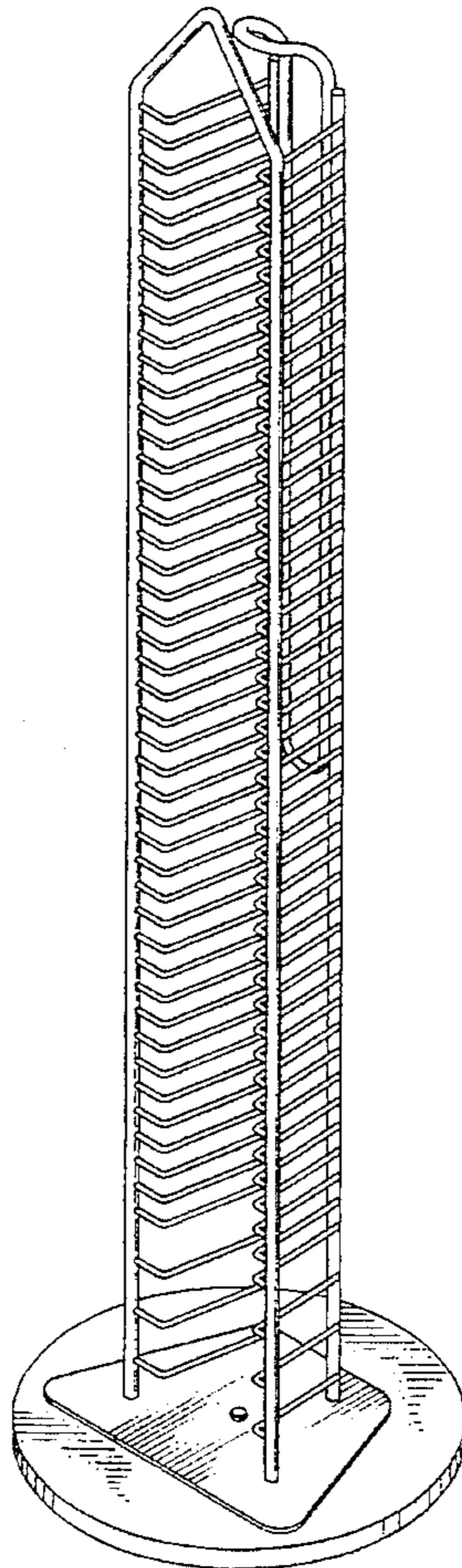
FIG. 1 is a perspective view from the front, top and right side of a rack for compact disks showing my design;
FIG. 2 is a front view thereof;
FIG. 3 is a rear view thereof;
FIG. 4 is a left side elevational view thereof;
FIG. 5 is a right side elevational view thereof;
FIG. 6 is a top plan view thereof; and,
FIG. 7 is a bottom plan view thereof.

[56] **References Cited**

U.S. PATENT DOCUMENTS

D. 231,178	4/1974	Wright	D6/407
D. 342,395	12/1993	Huang	D6/407
D. 343,533	1/1994	David	D6/407
D. 351,528	10/1994	Dardashti	D6/468 X
D. 352,848	11/1994	Dardashti	D6/465
D. 359,648	6/1995	Hwang	D6/629
D. 361,465	8/1995	Dardashti	D6/630
D. 364,979	12/1995	Thomas et al.	D6/407 X

1 Claim, 4 Drawing Sheets



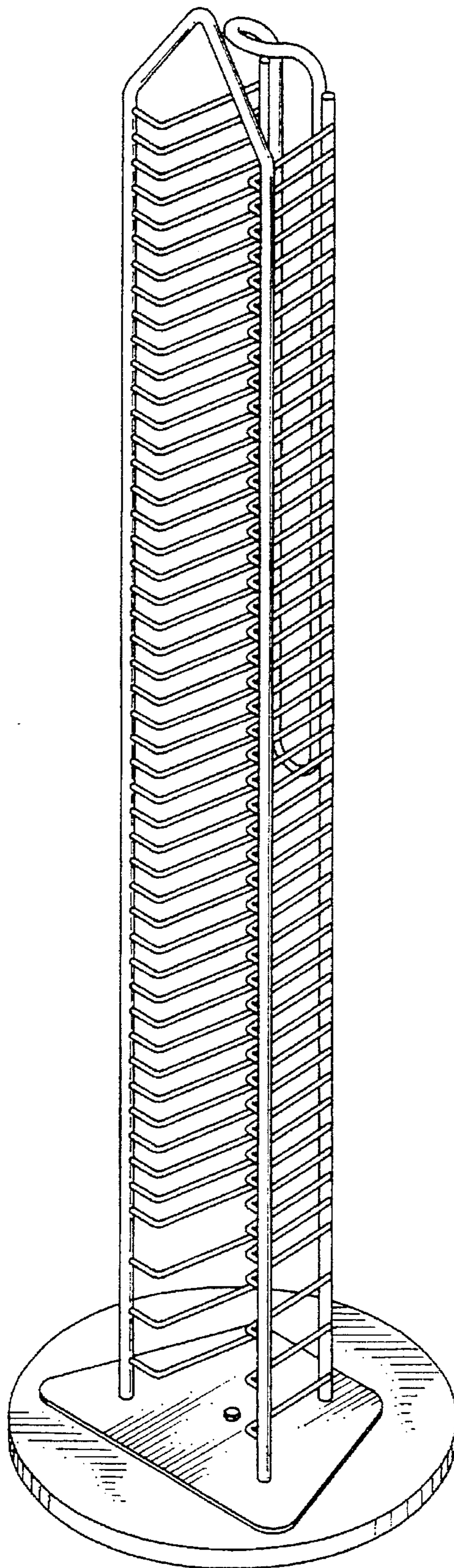


FIG. 1

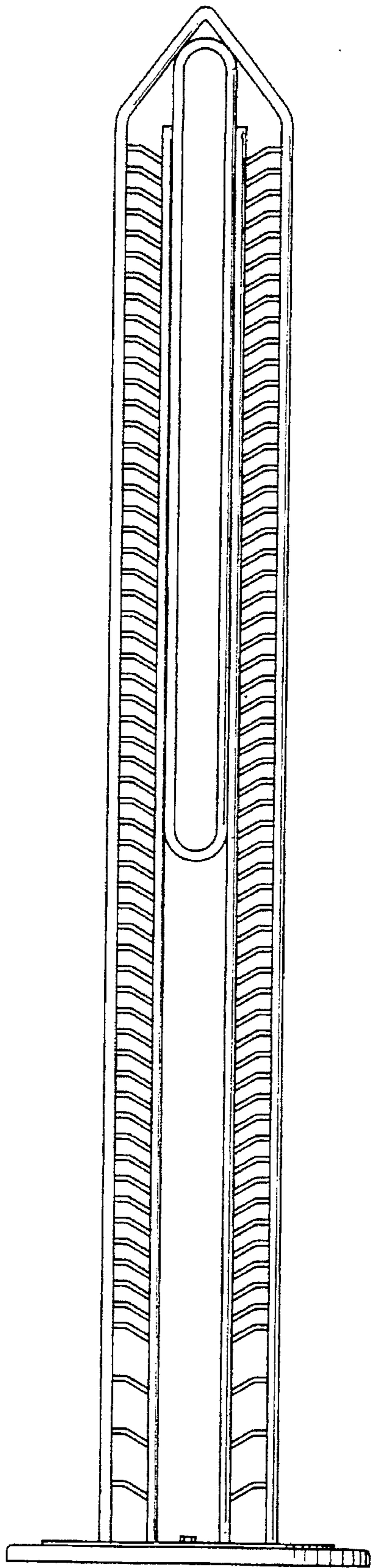


FIG. 2

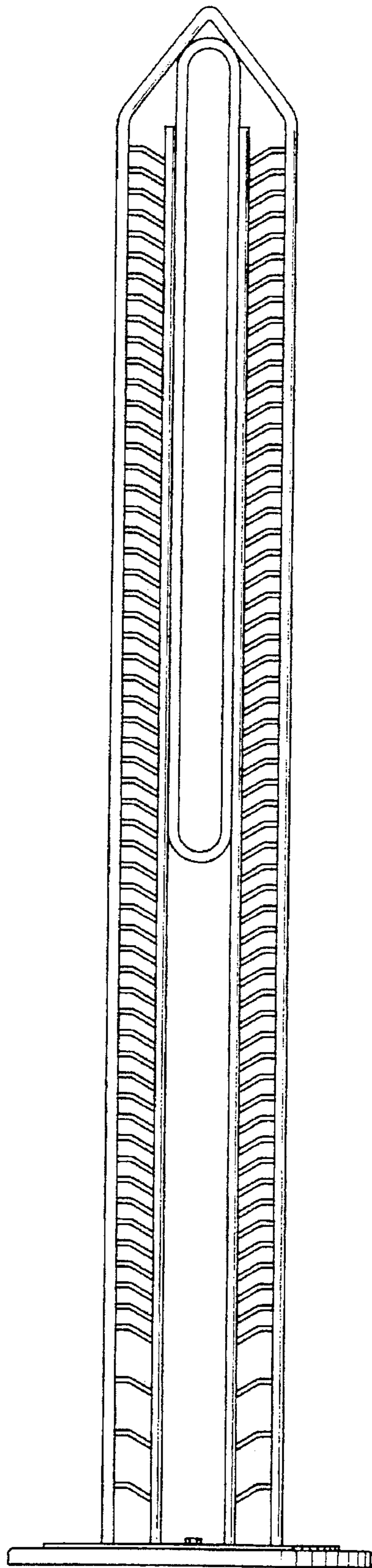


FIG. 3

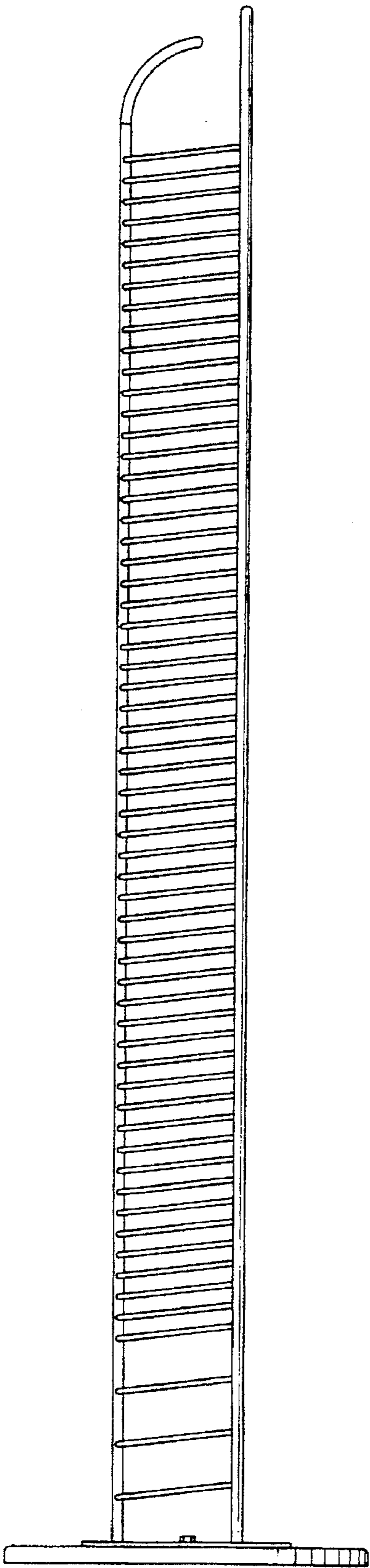


FIG. 4

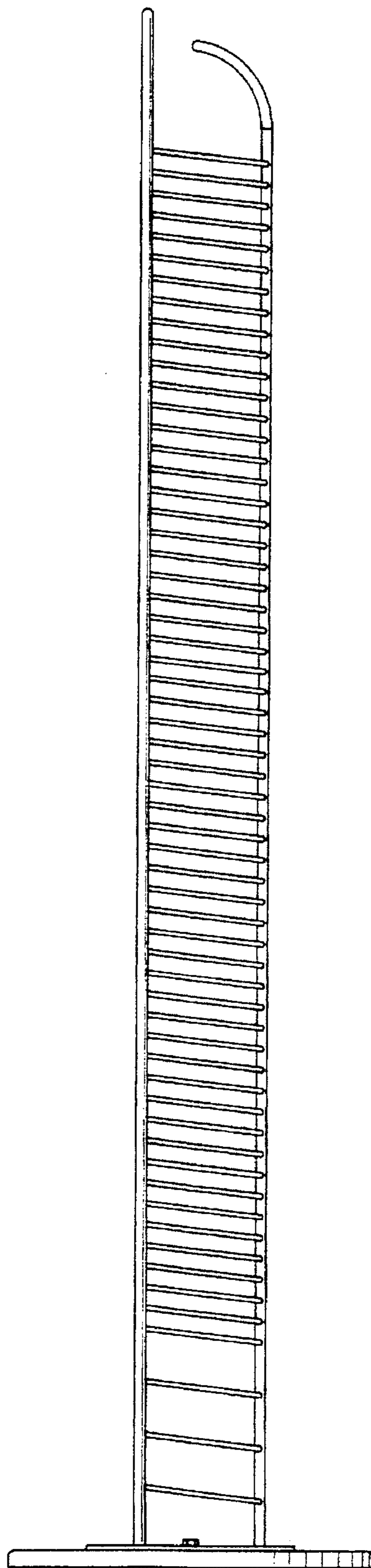


FIG. 5

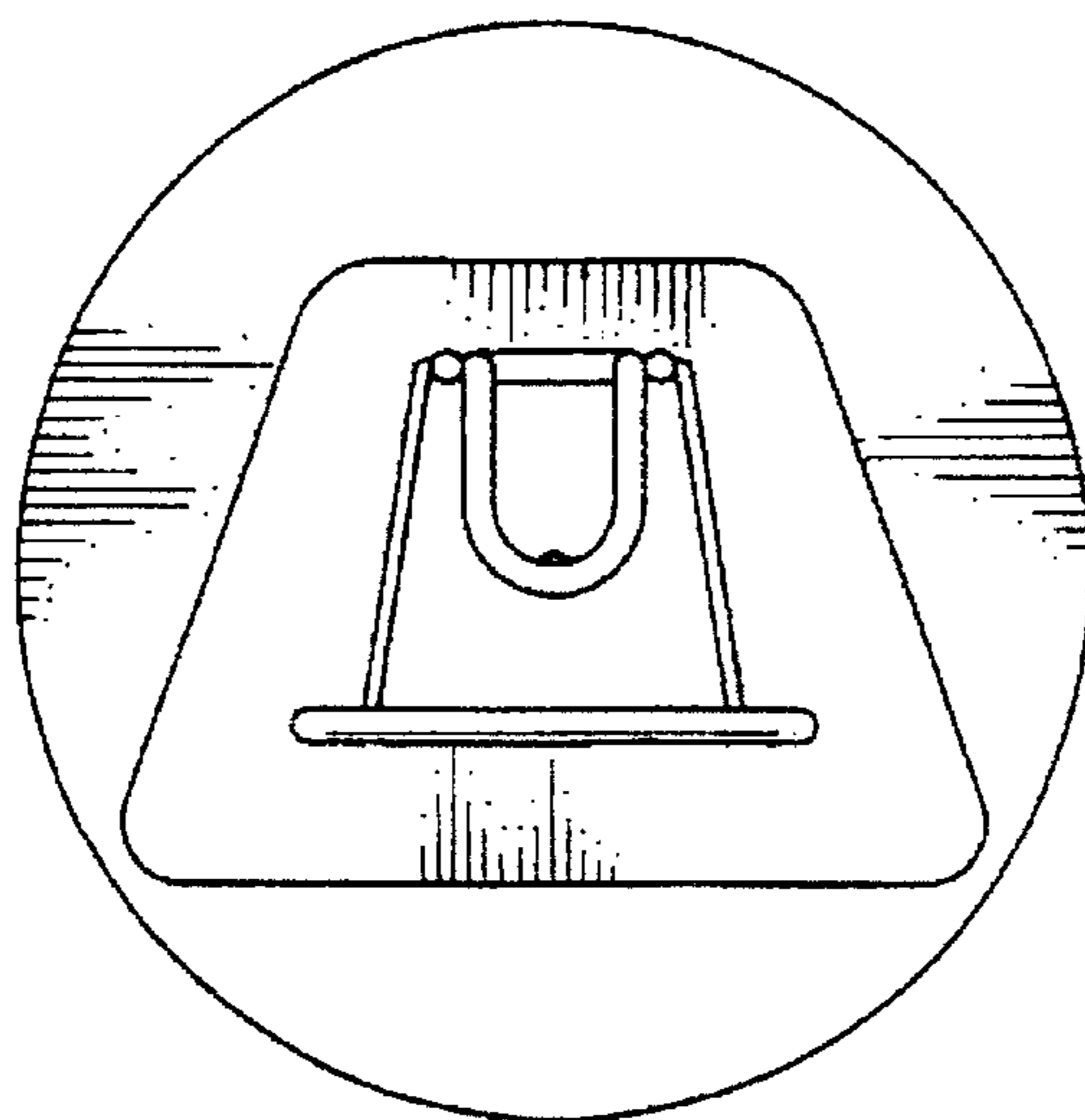


FIG. 6

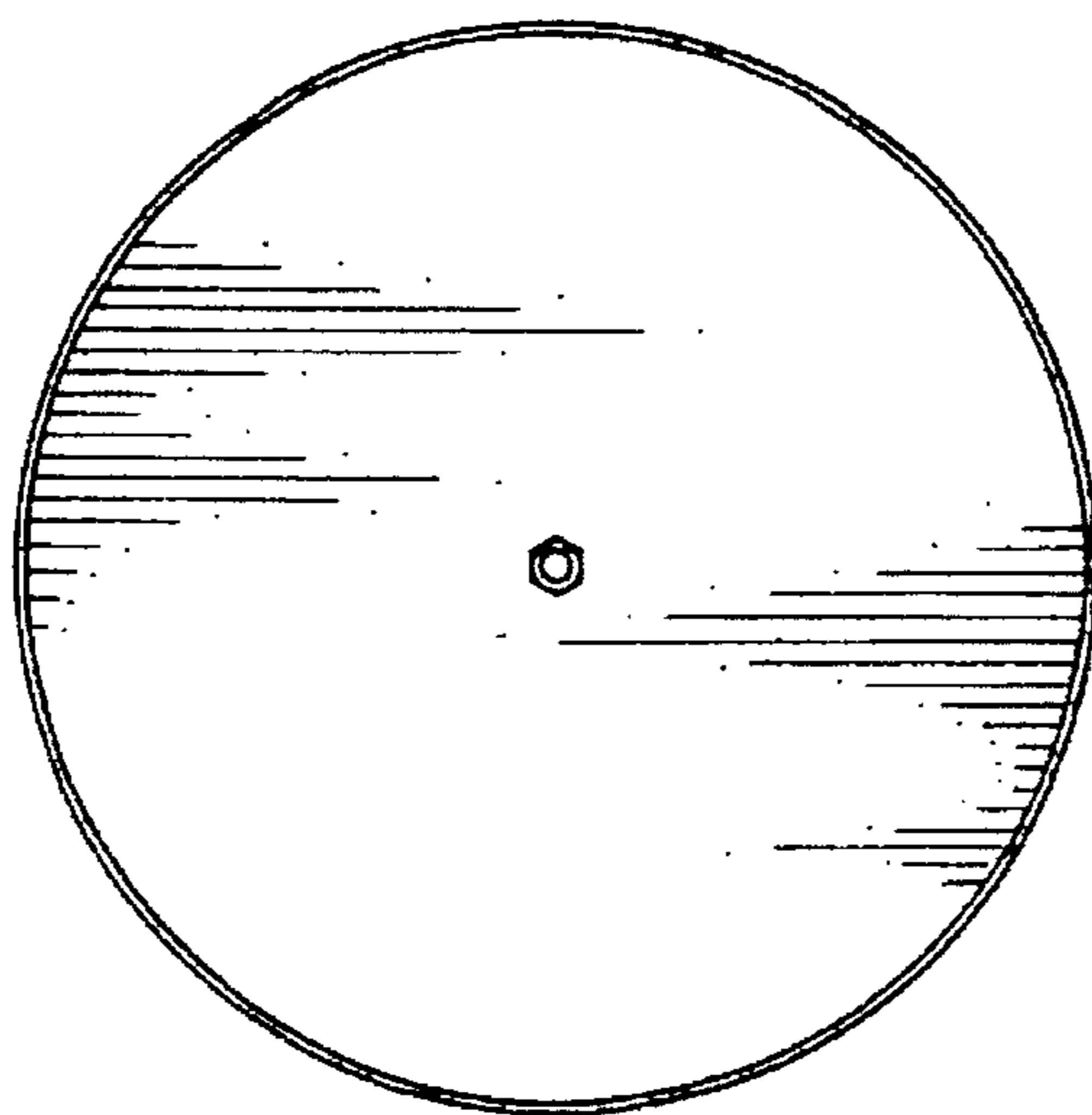


FIG. 7