



US00D380921S

**United States Patent** [19]  
**Ruscitti**

[11] **Patent Number:** **Des. 380,921**  
[45] **Date of Patent:** **\*\*Jul. 15, 1997**

[54] **MAGNETIC MATTRESS PAD**

5,327,598 7/1994 Liou ..... 5/652.1

[76] **Inventor:** **Ray S. Ruscitti**, 465 W. Dominion Dr.  
Apt. 1504, Wood Dale, Ill. 60191

*Primary Examiner*—Janice E. Seeger

[\*\*] **Term:** **14 Years**

[57] **CLAIM**

The ornamental design for a magnetic mattress pad as shown.

[21] **Appl. No.:** **50,441**

**DESCRIPTION**

[22] **Filed:** **Feb. 20, 1996**

[51] **LOC (6) Cl.** ..... **06-09**

[52] **U.S. Cl.** ..... **D6/596; D6/601**

[58] **Field of Search** ..... **D6/595-598, 600-604,**  
**D6/605, 611; 5/652, 656, 907, 417-420,**  
**652.1**

FIG. 1 is a perspective view of a magnetic mattress pad showing my new design;

FIG. 2 is a front side elevation view thereof, the opposite side being identical;

FIG. 3 is a right side elevation view thereof, the opposite side being identical;

FIG. 4 is a top view thereof; and,

FIG. 5 is a bottom view thereof.

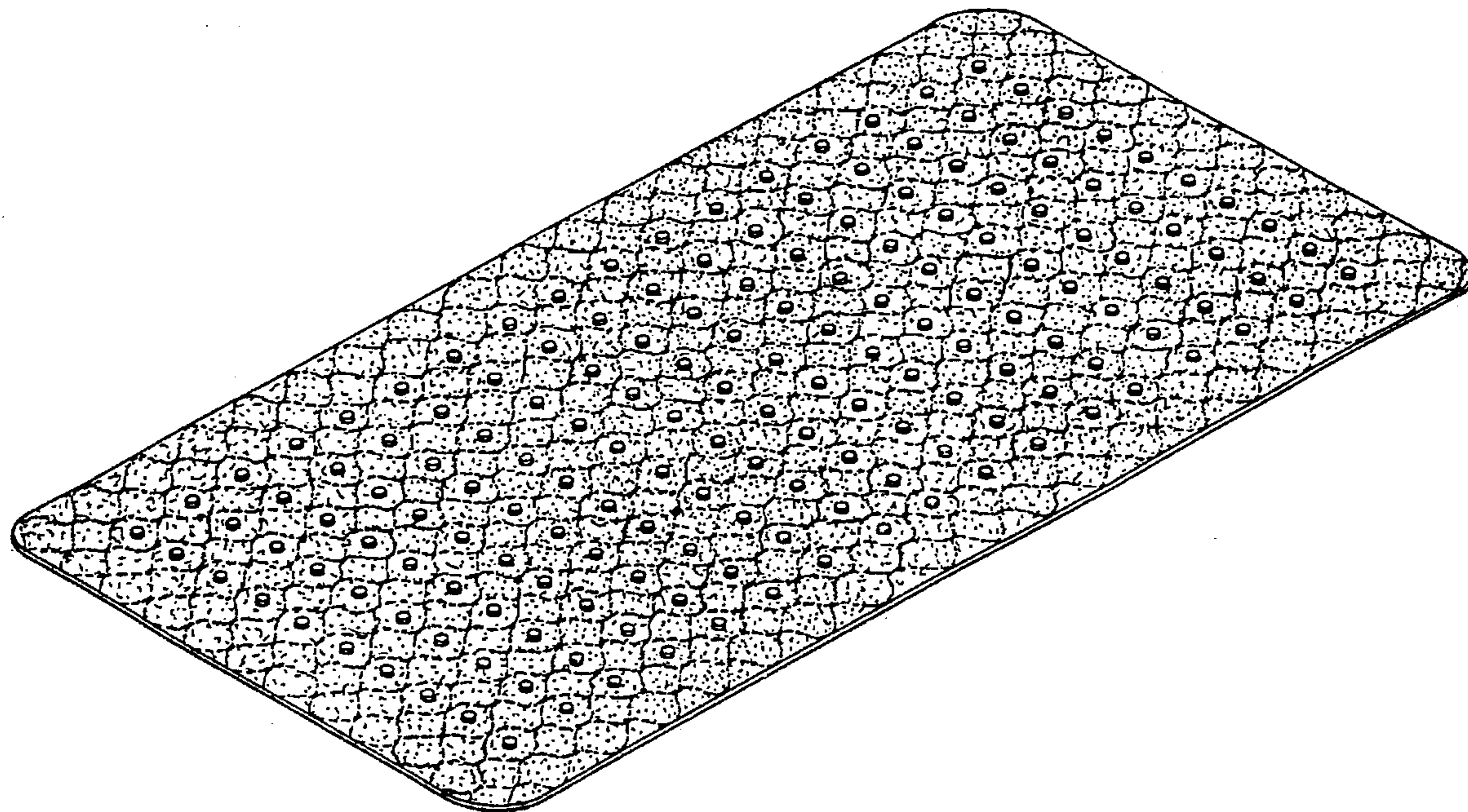
The broken lines in FIGS. 2 and 3 are for environmental purposes only and form no part of the claimed design. The broken lines in FIGS. 1, 4, and 5 depict stitching.

[56] **References Cited**

**U.S. PATENT DOCUMENTS**

D. 263,104 2/1982 Stalter, Sr. .... D6/605  
D. 367,392 2/1996 Brown et al. .... D6/596 X  
3,488,684 1/1970 Wrightson ..... 5/420 X

**1 Claim, 2 Drawing Sheets**








FIG. 1

FIG. 3



FIG. 2





FIG. 4




FIG. 5

