



US00D380917S

# United States Patent [19]

Keller et al.

[11] Patent Number: **Des. 380,917**

[45] Date of Patent: **\*\*Jul. 15, 1997**

[54] **CASEGOODS HEADER**

[75] Inventors: **H. Thomas Keller; Scott Risdon**, both of High Point, N.C.

[73] Assignee: **Vaughan Furniture Company**, Galax, Va.

[\*\*] Term: **14 Years**

[21] Appl. No.: **42,769**

[22] Filed: **Oct. 31, 1995**

### Related U.S. Application Data

[62] Division of Ser. No. 30,024, Oct. 20, 1994.

[51] **LOC (6) Cl.** ..... **06-06**

[52] **U.S. Cl.** ..... **D6/491; D6/300; D6/306; D6/505**

[58] **Field of Search** ..... **D6/300, 383, 393-395, D6/505, 506, 507, 508, 306, 491**

### [56] References Cited

#### U.S. PATENT DOCUMENTS

D. 42,187	2/1912	Lunt .	
D. 67,164	4/1925	Stuart .	
D. 68,881	11/1925	Stuart .	
D. 72,733	5/1927	Stuart .....	D6/506
D. 72,740	5/1927	Stuart .....	D6/506
D. 81,765	8/1930	Stuart .	
D. 90,255	7/1933	McClure .	
D. 101,221	9/1936	Jiranek .	
D. 321,438	11/1991	Pauer et al. ....	D6/436
D. 328,540	8/1992	Ma .....	D6/508

D. 328,541	8/1992	Ma .....	D6/508
D. 340,147	10/1993	Black .....	D6/393
D. 343,314	1/1994	Yeh .....	D6/506 X
D. 343,735	2/1994	Ferguson .....	D6/393
D. 343,744	2/1994	Keller .....	D6/444
D. 355,543	2/1995	Schroeder .....	D6/393
D. 361,231	8/1995	Yeh .....	D6/508
D. 364,964	12/1995	Paus .....	D6/300
D. 366,162	1/1996	Paus .....	D6/393
D. 368,178	3/1996	Walters, III et al. ....	D6/393
D. 370,352	6/1996	Martin .....	D6/300

### OTHER PUBLICATIONS

Spiegel F & W 1985, p. 515; brass headboard on page.  
Spiegel F & W 1992, p. 308; brass headboard on page.

*Primary Examiner*—Carmen H. Vales-Lado  
*Attorney, Agent, or Firm*—Rhodes Coats & Bennett, L.L.P.

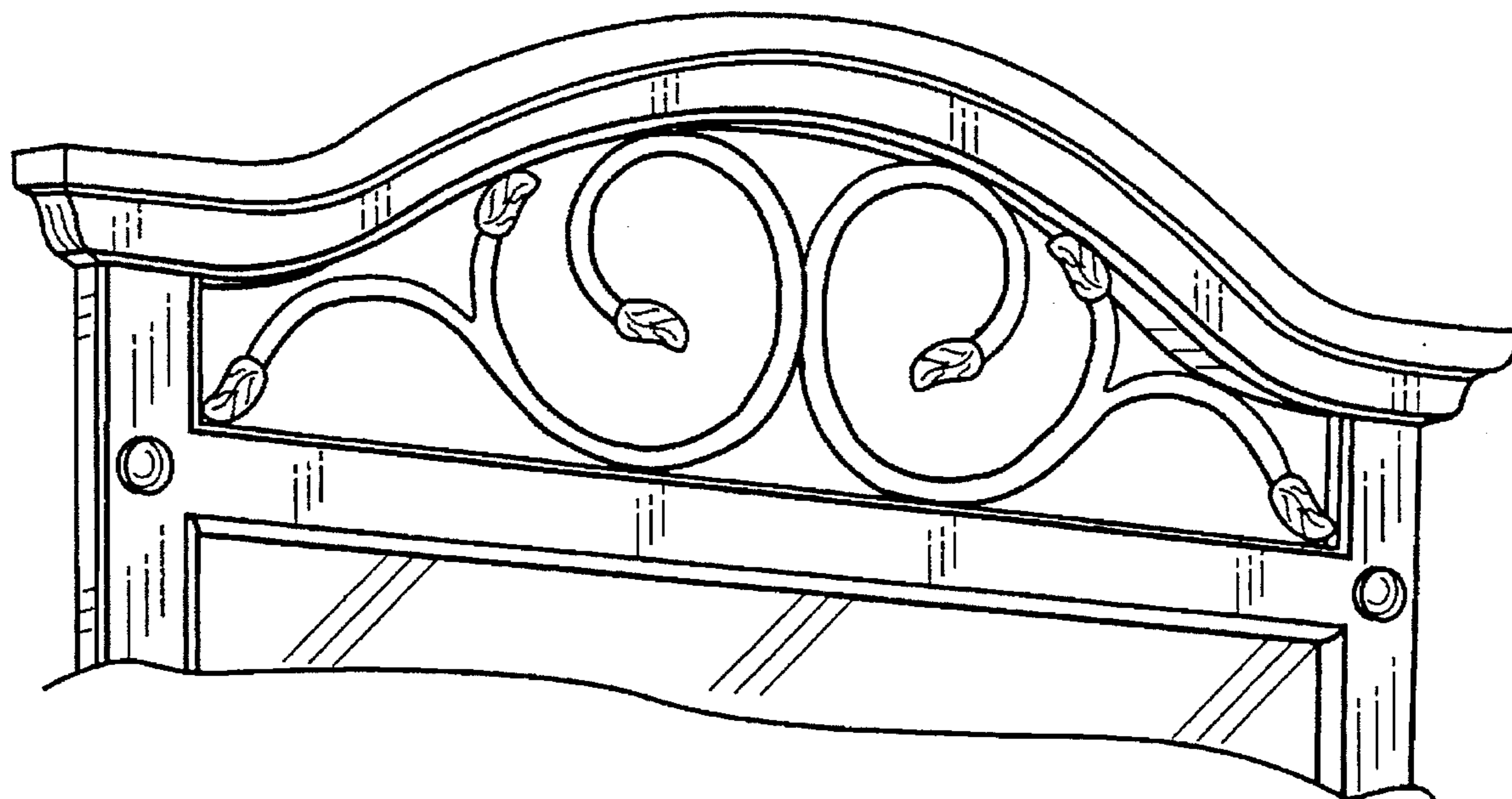
### [57] CLAIM

The ornamental design for a casegoods header, as shown and described.

### DESCRIPTION

FIG. 1 is a perspective view of a casegoods header for a mirror showing our new design;  
FIG. 2 is a front elevational view thereof;  
FIG. 3 is a perspective view of a modified header for a headboard thereof;  
FIG. 4 is a perspective view of a modified header for a mirror thereof; and,  
FIG. 5 is a front elevational view thereof.  
Portions of the casegoods header not shown are no part of the claimed design.

**1 Claim, 2 Drawing Sheets**



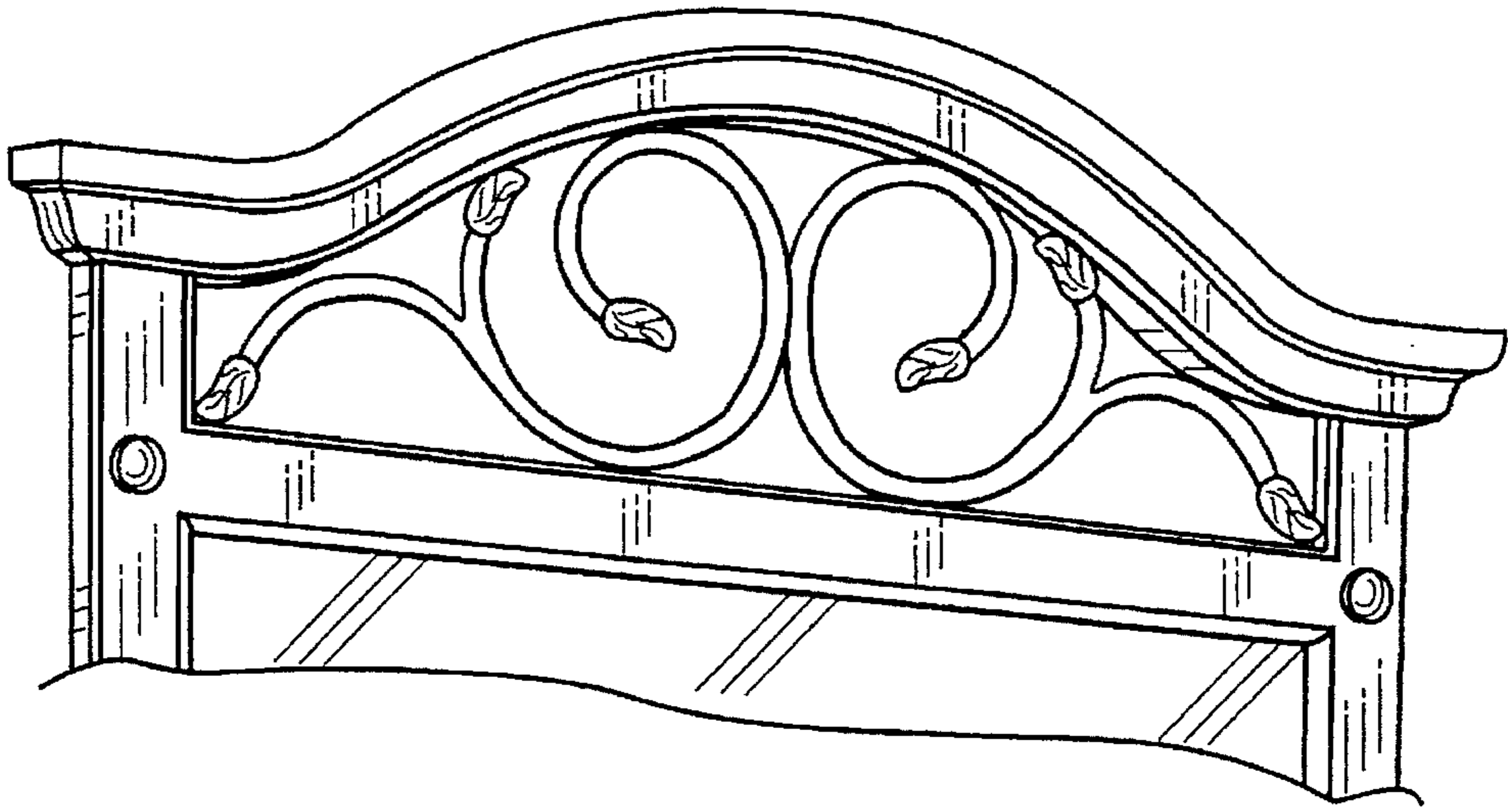


FIG. 1

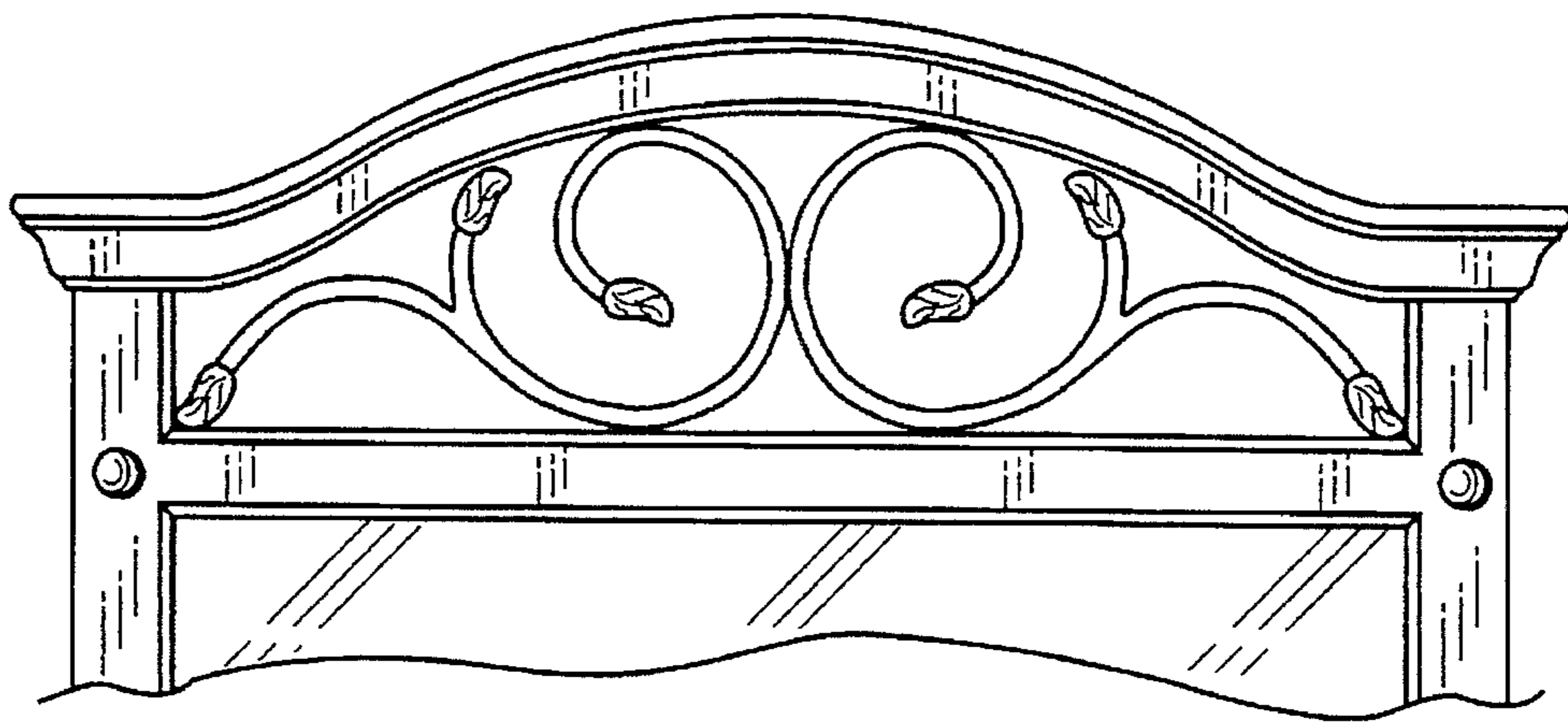


FIG. 2

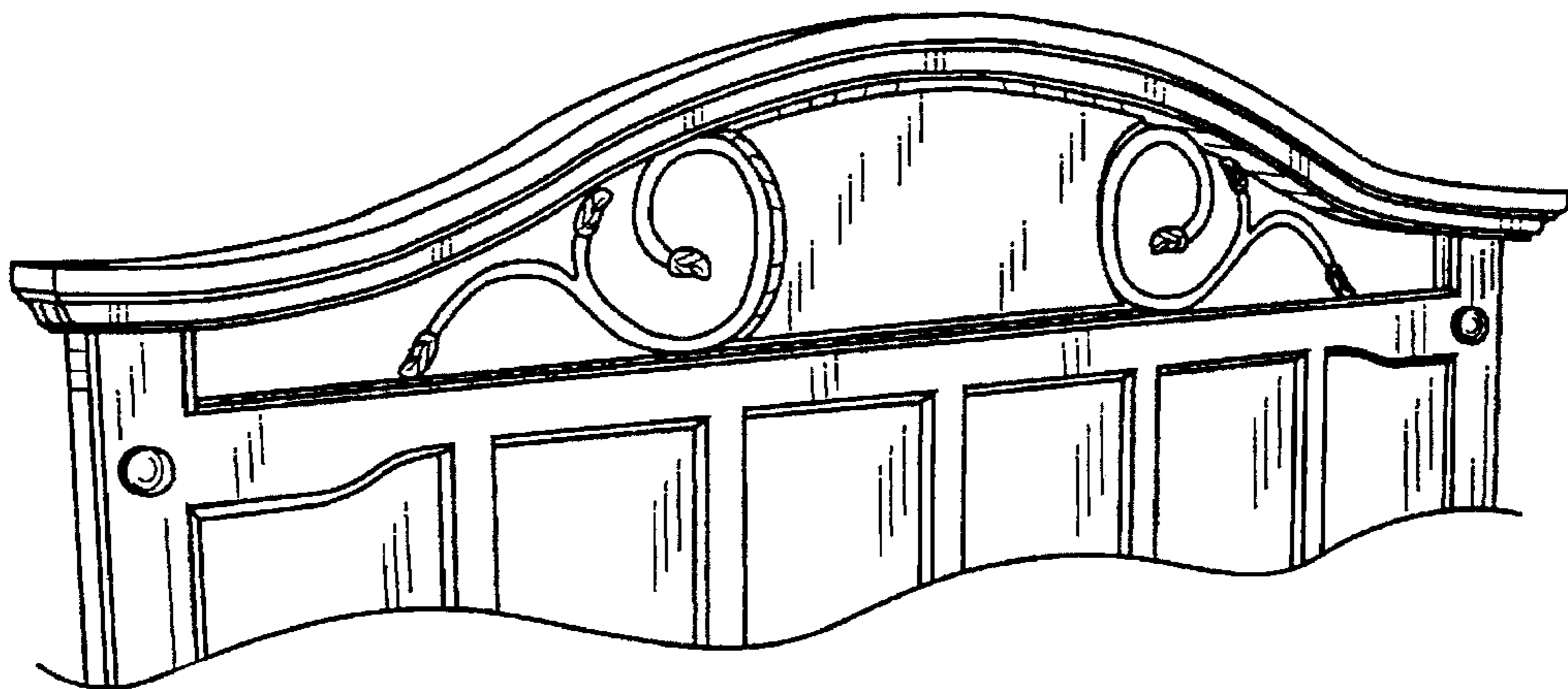
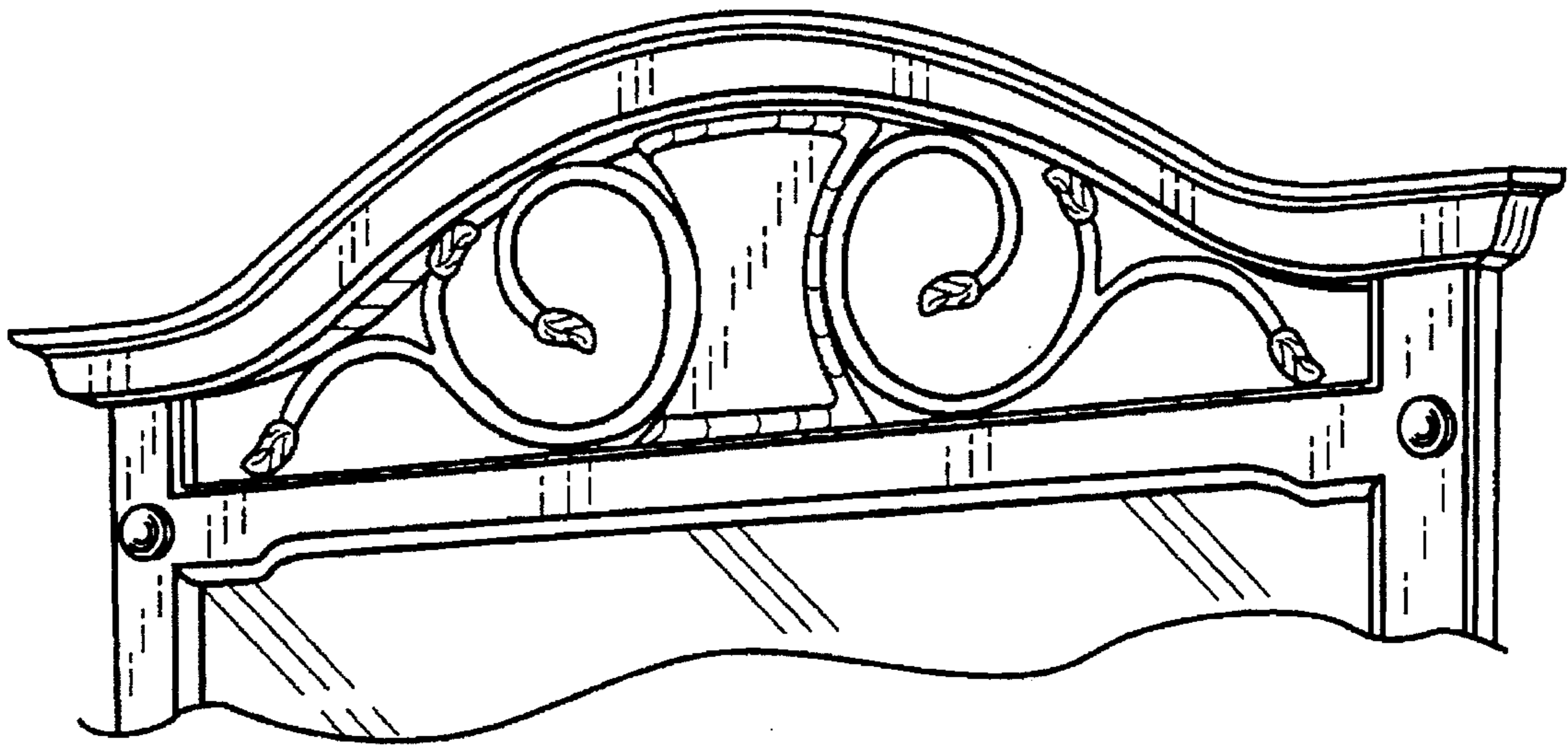
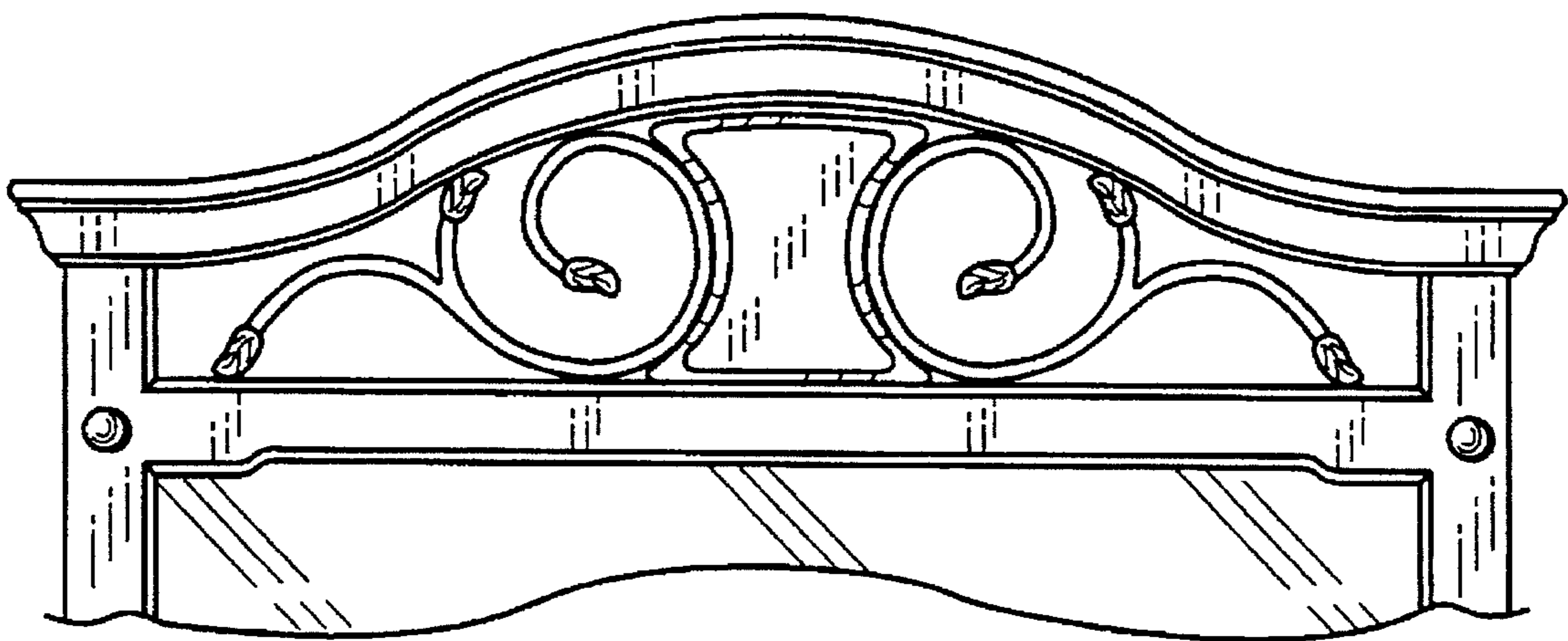


FIG. 3



**FIG. 4**



**FIG. 5**