



US00D380900S

United States Patent [19]

Pearson et al.

[11] Patent Number: **Des. 380,900**

[45] Date of Patent: ****Jul. 15, 1997**

[54] **CONTAINER**

[75] Inventors: **Michael Thomas Pearson; Kishen Gohil**, both of Surrey, Great Britain

[73] Assignee: **Unipath Limited**, Hampshire, Great Britain

[**] Term: **14 Years**

[21] Appl. No.: **36,576**

[22] Filed: **Mar. 22, 1995**

[30] **Foreign Application Priority Data**

Sep. 23, 1994 [GB] United Kingdom 2042111

[51] LOC (6) Cl. **03-01**

[52] U.S. Cl. **D3/294; D28/83; D9/470**

[58] Field of Search **D3/294, 273; D9/420, D9/424, 423; D28/77, 78, 83; 220/337, 339, 501, 524, 525, 554; 206/235, 278, 305, 314, 351, 566**

[56] **References Cited**

U.S. PATENT DOCUMENTS

D. 245,762 9/1977 Takacs D9/420

D. 259,596	6/1981	Gray	D3/294
D. 290,759	7/1987	Trabattoni	D28/83
D. 292,626	11/1987	Chevassus	D28/83
D. 301,124	5/1989	Bakic	D28/83
D. 305,947	2/1990	Chevassus	D28/78
D. 326,226	5/1992	Gerhart	D28/78
D. 337,049	7/1993	Morgan et al.	D9/420
D. 337,658	7/1993	Kaposvari	D3/294
D. 352,601	11/1994	Dallaire	D28/78

Primary Examiner—Philip S. Hyder
Attorney, Agent, or Firm—Cushman, Darby & Cushman IP Group of Pillsbury Madison & Sutro LLP

[57] **CLAIM**

The ornamental design for a container, as shown and described.

DESCRIPTION

FIG. 1 is a perspective view of a container showing my new design from the front, top and right end;
FIG. 2 is a left end elevational view thereof;
FIG. 3 is a rear elevational view thereof;
FIG. 4 is a bottom plan view thereof; and,
FIG. 5 is a front elevational view thereof.

1 Claim, 2 Drawing Sheets

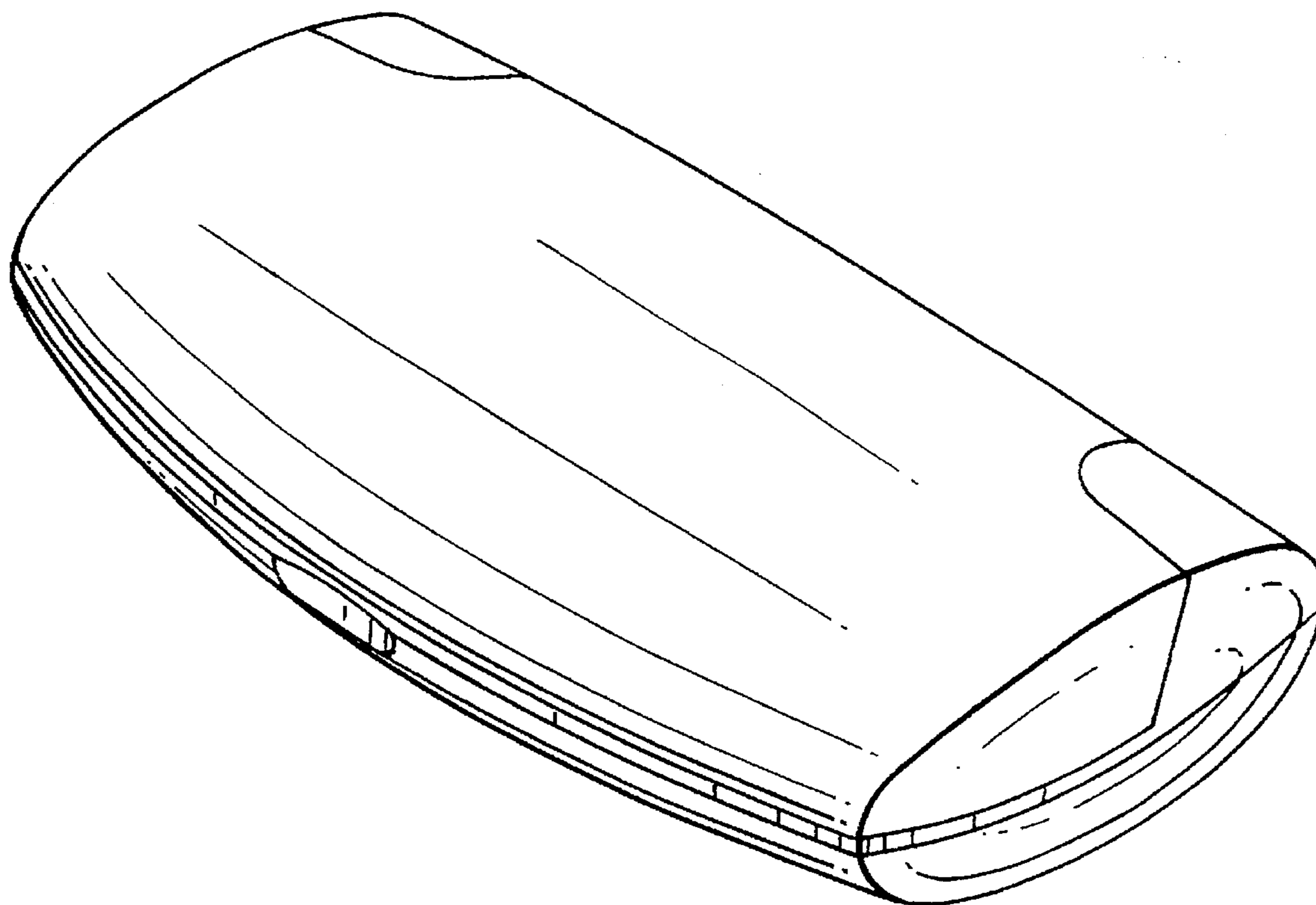


Fig.1.

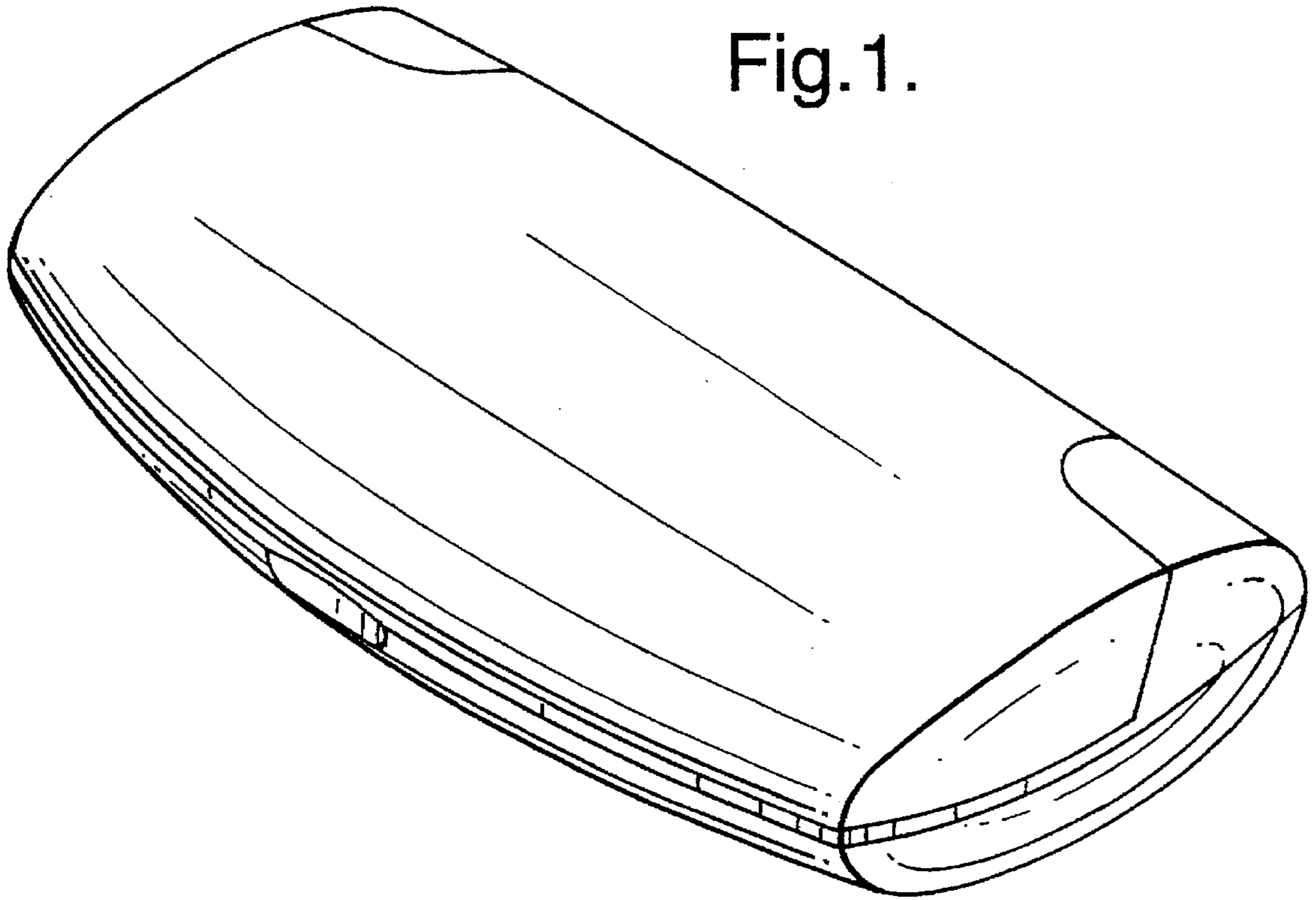


Fig.2.

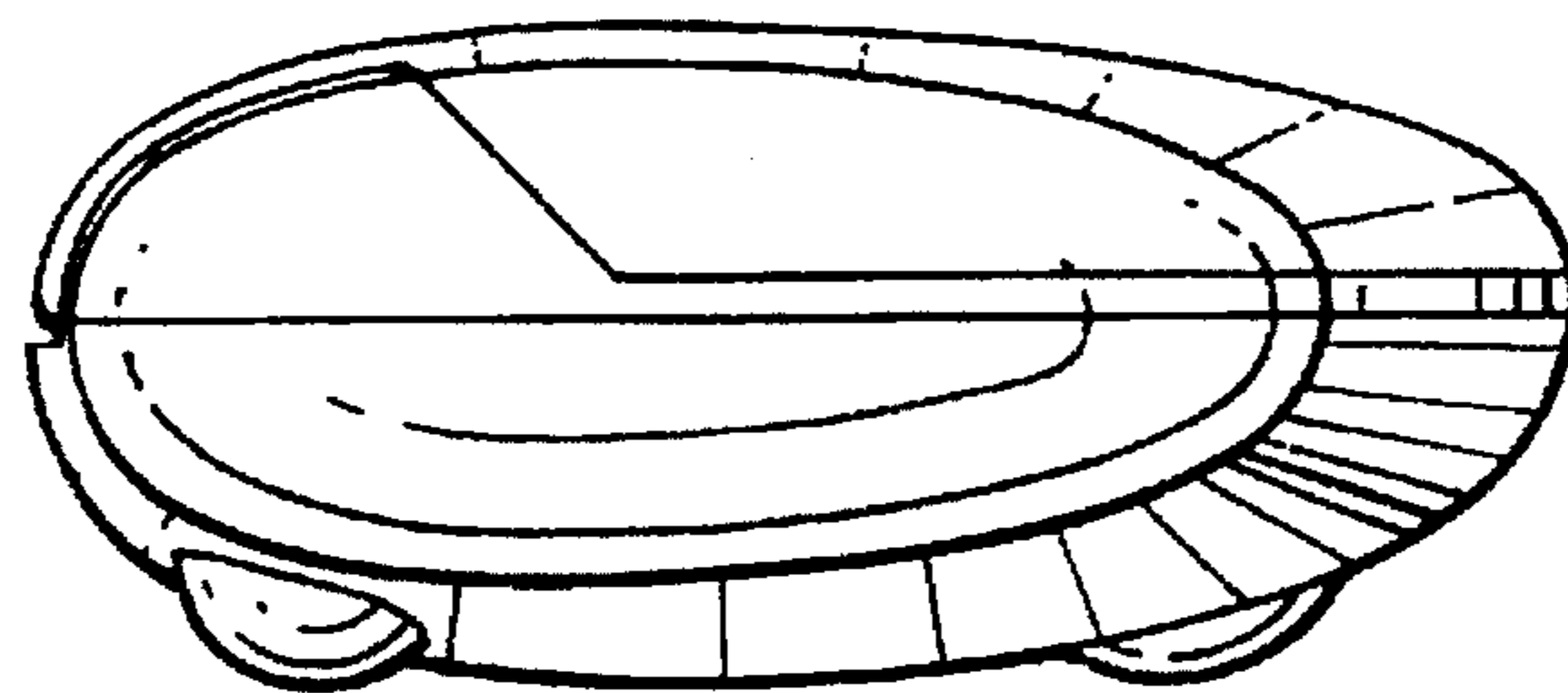


Fig.3.




Fig.4.




Fig. 5

